


DONNA
AT WORK UNIFORMS
5405 NW 102 AVE
SUNRISE FL 33351

15 LBS


1 OF 1

RS

SHIP TO:
CUSTOMER SERVICE
206-727-3200
SANMAR JACKSONVILLE TWI
10940 NEW KINGS RD
JACKSONVILLE FL 32219




FL 322 9-23



UPS GROUND

TRACKING #: 1Z 80E 16V 90 9732 0594



BILLING: P/P
DESC: Clothing
RETURN SERVICE

Trx Ref No.: R-03452768
Trx Ref No.:

XOL25.06.27 NV45 29.0A 07/2025*



TM

FOLD HERE

Instructions

UPS Electronic Return Label: View/Print Label

1. Ensure that there are no other tracking labels attached to your package.
2. **Fold the printed label at the solid line above.** Place the label in a UPS Shipping Pouch. If you do not have a pouch, affix the folded label using clear plastic shipping tape over the entire label. Take care not to cover any seams or closures.
3. **Collection and Drop-off**
 - Schedule a same day or future day Pickup to have a UPS driver pickup all of your Internet Shipping packages.
 - Take this package to any location of The UPS Store[®], UPS Drop Box, UPS Customer Center, UPS Alliances (Office Depot[®] or Staples[®]) or Authorized Shipping Outlet near you. Items sent via UPS Returns[®] Services (including via UPS[®] Ground) are accepted at Drop Boxes, to find your closest UPS location visit www.ups.com/content/us/en/index.jsx and select Drop Off. [Drop Off Locator](#)

Daily Collection customers:

- Have your shipment(s) ready for the driver as usual.