

# How to Add a Quiz to a Panopto Video

[CLICK HERE FOR VIDEO](#)

## Overview

In Panopto you have the ability to add quiz questions to any Panopto video at any point during the presentation. Quizzes can only be taken by users that are signed into your Panopto site.

### Prerequisites

- Creator access to Panopto

## 1. Create a quiz

1.1. Open your chosen session in the Panopto editor.

1.2. Click in the timeline to navigate to the place in the video where you would like to insert a quiz. The red vertical line will indicate where the quiz will be added in the video (Fig. 1).

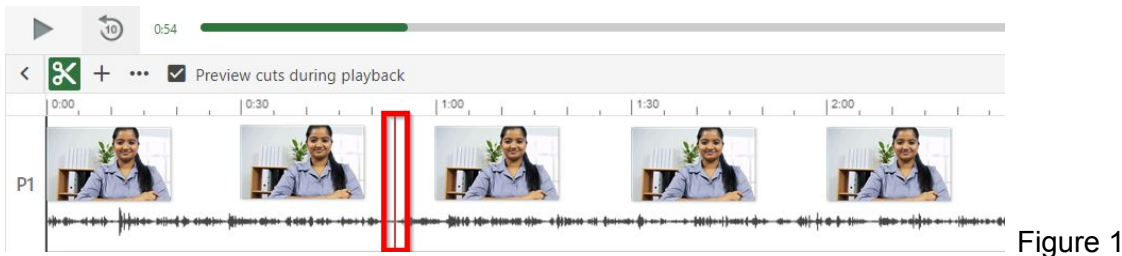


Figure 1

1.3. In the left Navigation menu, click on **Quizzes** then select **Add a Quiz** (Fig. 2).

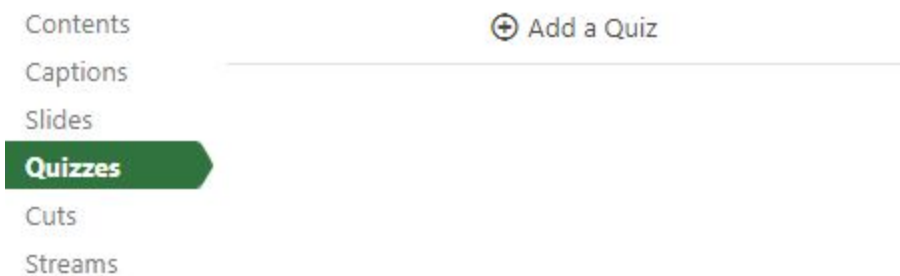


Figure 2

1.4. A quiz window will appear in your secondary stream window where you can fill in the details for your quiz (Fig. 3).

Quiz 1 of 1

Question Multiple Choice ▾

Answer 1

Answer 2

Add answer...

Correct answer explanation (optional)

Figure 3

1.5. Within the form, you can select the drop-down menu in the top right corner to show different types of quiz questions. The quiz options include **True/False**, **Multiple Choice**, **Multiple Select**, and **Fill In the Blank**. The default is multiple choice (Fig. 4).

True/False

Multiple Choice

Multiple Select

Figure 4

1.6. **Multiple Choice:** Gives you the option to have several answers present, but only one answer can be chosen as correct. When the option is first chosen, there will only be two answer fields. Another answer field can be added by clicking the "**Add Answer...**" button (Fig. 5). You need to have the correct answer selected before adding another question.

Quiz 1 of 1

What was one of the first sites to undergo excavation? Multiple Choice ▾

Mount Rushmore ×

Stonehenge ×

Ancient Tundra Landscape ×

Add answer...

Correct answer explanation (optional)

Figure 5

1.7. **Fill In the Blank:** Gives you the option to ask questions that require users to fill in answers to the question. The prompt will ask for the correct answer to be provided (Fig. 6).



Clarifying Questions

This statement is false. Question Type  
True/False

True

False

Correct answer explanation (optional)

Figure 9

1.12. Once you have added all of your questions, click the **Done** button at the bottom of the form (Fig.10).

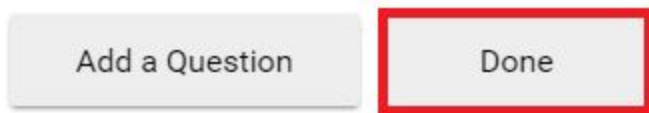


Figure 10

1.13. You will then be directed to the **Options** page for this **Quiz**. In this page, you can: (Fig. 11).

- Allow viewers to retake the Quiz
- Show grade after taking this quiz (If this is enabled you can also allow review of correct answers and explanations)
- Allow review of correct answers and explanations
- Block advancing in the video until answering this quiz
- Delete questions by clicking the **Xs**
- Reorganize the questions by using the **arrows**

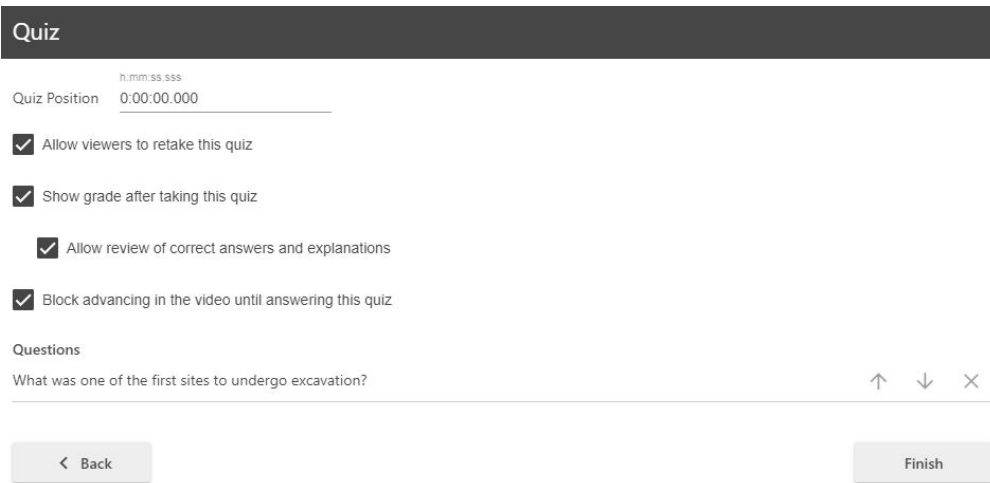


Figure 11

1.14. Once you are finished, click the **Finish** button. The name of your quiz will now appear in the Quizzing pane.

1.15. Repeat these steps for each quiz you want to add to your session. When you are finished, click **Publish**. During playback, when it is time for a Quiz the video will pause until the question(s) is/are answered.

## 2. Viewing Quizzing Results

2.1. To access the results of a quiz, click the settings icon on the session where the quiz was created (Fig. 12).



Figure 12

2.2. On the left, click the **Quiz Results** tab to display the results (Fig. 13).

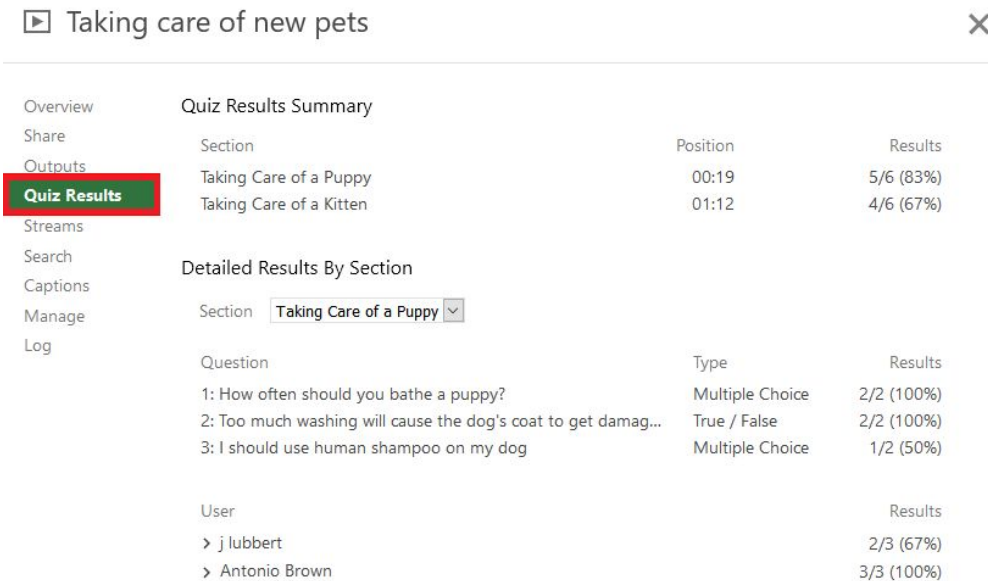


Figure 13

2.3. From this tab, you can see **Quiz Results Summary** which shows the total number of correct answers and questions as well as the percentage correct for each quiz. You are also able to get a more detailed view of results by section. Click the Section drop-down to select which quiz section to drill into (Fig. 14).

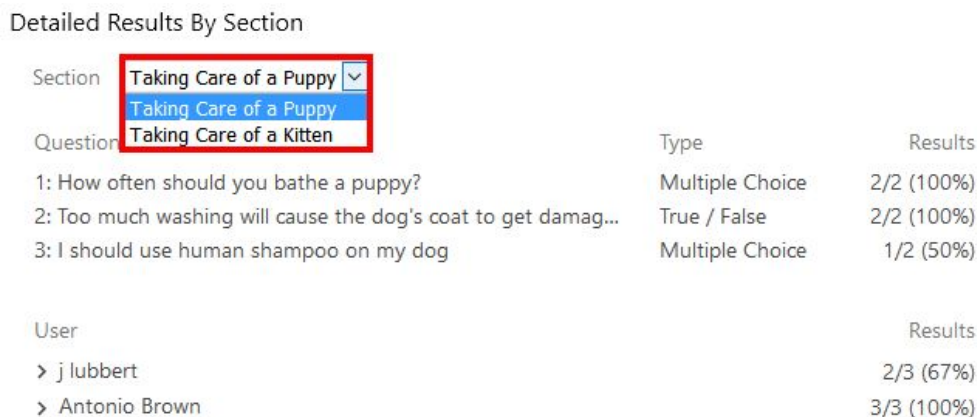


Figure 14

2.4. You can also expand each user to see which questions they got correct and which questions they got incorrect (Fig. 15).

User	Results
j lubbert ✓ 1: How often should you bathe a puppy? ✓ 2: Too much washing will cause the dog's coat to get damaged. ✗ 3: I should use human shampoo on my dog	2/3 (67%)
Antonio Brown ✓ 1: How often should you bathe a puppy? ✓ 2: Too much washing will cause the dog's coat to get damaged. ✓ 3: I should use human shampoo on my dog	3/3 (100%)

Figure 15

2.5. You will also see an option to **Download** (Fig. 16). This will make it possible to convert the quiz results to .csv files including the username, quiz, question, response, and correctness.

Overview	Quiz Results Summary	Position	Results
Share	Section	03:49	2/6 (33%)
Outputs	Google Sheets Quiz		
<b>Quiz Results</b>			

Figure 16