
ARRIVING AT THE SHED

Thank you for planning a visit to The Shed. We're looking forward to welcoming you for *Open Call*. This guide will help you prepare for what to expect during your visit. We hope it makes your visit as comfortable as possible.



The Shed's façade from the north across Hudson Yards Public Square. (Photo: Brett Beyrer.)



The Shed's façade seen from the southeast while approaching Hudson Yards on the High Line. (Photo: Brett Beyrer.)

You are welcome to enter the building through one of two entrances:

1. The Doctoroff Lobby at 545 West 30th Street
2. at 11 Hudson Yards on Hudson Boulevard

Arriving at The Shed cont'd



The Shed's 30th Street Lobby entrance seen from the sidewalk just west of the doors, toward 11th Avenue. In the photo are two sets of push/pull doors, one set of automated doors, and The Shed's white logo above them.

The Doctoroff Lobby entrance, at 545 West 30th Street between 10th and 11th Avenues, is on the street level beneath the High Line on West 30th Street. The entrance is equipped with a push button to open the door, with a friendly staff member to greet you as you enter the building. They'll be wearing a black t-shirt and ID badge on a purple lanyard.

The doors have a total clearance of approximately 76 inches.



The Shed's Hudson Boulevard entrance seen from the loading zone in front of the doors. In the photo are one set of push/pull doors and one set of doors that open automatically when you gently pull their handles. Above the doors is The Shed's white logo.

The Hudson Boulevard entrance at 11 Hudson Yards is close to 11th Avenue and across from the Vessel. The entrance is marked with The Shed's name above it in white letters. This entrance is equipped automatic doors and a friendly staff member to greet you as you enter the building.

The Hudson Boulevard doors have a total clearance of approximately 76 inches.

This entrance provides an accessible passenger loading zone allowing for automobile pick-up and drop-off access to the building.

Arriving at The Shed cont'd



The closest accessible subway station is the 34 St-Hudson Yards/7 train station. It's the final stop on the 7 subway line in Manhattan arriving from the east side and Queens.

The elevator that services the 34 St-Hudson Yards 7 train entrance. Upon exiting the elevator make a slight right to continue south toward Hudson Yards Public Square and The Shed.



The the 34 St-Hudson Yards 7 train station's main entrance. Upon exiting the escalator, make a right to continue south toward Hudson Yards Public Square and The Shed.



Continuing across 31st Street, follow the sidewalk along Hudson Boulevard toward the Shops at Hudson Yards and the Vessel.

Arriving at The Shed cont'd



As you pass the Shops and the Vessel, you will notice The Shed's puffy façade and the open space of The Plaza straight ahead to the south.



From Hudson Boulevard you can continue to follow the street as it curves and slopes down toward 11th Avenue, where you will find The Shed's Hudson Boulevard entrance at 11 Hudson Yards.


The bus lines with stops closest to The Shed include the M11 along 10th Avenue, the M12 along 11th Avenue, and the M34 SBS, which provides select bus service to Hudson Yards along 34th Street.

The Metropolitan Transit Authority operates the Access-A-Ride program as a service for people with disabilities. Please visit the MTA's Access-A-Ride webpage for more information.

There are two parking garages in close proximity to The Shed on West 30th Street between 10th and 11th Avenues. One is on the north side of the block, beneath Hudson Yards. An additional garage is located across the street from The Shed at 552 West 30th Street.

The Docotoroff Lobby

(545 West 30th Street)



A friendly staff member will greet you as you enter The Doctoroff Lobby from West 30th Street. They'll be wearing a black t-shirt and ID badge on a purple lanyard. They will be sitting at a desk in front of the entrance.

The Doctoroff Lobby seen from its entrance. To the left in the far corner, you will find the escalators and an elevator. To the right you will find the bar, Cedric's, and restrooms and an elevator.




Before a performance, The Doctoroff Lobby may be lively. Cedric's, a bar, is located in the lobby. Friends and visitors may be sharing drinks and snacks while music plays on overhead speakers. When less crowded, Cedric's offers a calm spot to sit and relax before or after a performance.

Cedric's with its variety of seating: bar stools, low benches and stools, tables, and armchairs. A bar runs along the eastern wall and faces the rest of the lobby.

The Doctoroff Lobby cont'd



The Doctoroff Lobby is also home to McNally Jackson at The Shed, an arts-focused bookshop. The space includes armchairs for resting. During the day it is filled with natural light. In the evenings, the warm glow of globe-like light fixtures fills the space.



Accessible restrooms are located in the back corner of The Doctoroff Lobby, behind the escalators and adjacent to the bar. These restrooms include one with stalls and one with stalls and urinals. The nearest private, all gender restroom is located on Level 4.

In the northeast corner beside the bar, you will find restrooms and an elevator.



There are two restrooms on this floor, with water fountains in the entryway. One restroom includes stalls, and the other includes stalls and urinals. The clearance at the entrance to both restrooms is approximately 34 inches.

The Doctoroff Lobby cont'd



The lobby escalator is accessed through an opening in the glass wall along the north end of the lobby (facing the 30th Street entrance). A security guard will greet you at this escalator entrance and will check if you have your ticket.



The entrances to the lobby elevators have a clearance of approximately 43 inches.

At the back of The Doctoroff Lobby, you will find the escalator and elevators to the upper floors. The escalator is directly across from the main lobby doors, behind a transparent glass wall. Two elevators are located at either back corner on the same wall as the escalator. One to the left and one to the right. The escalators and elevators both take you up to the main hallway on each level where you will find the entrances to the performance spaces. A staff member at the entrance to the escalator will check if you have a ticket. You should have received your tickets in an email. You can find them by searching for the address tickets@theshed.org.

The Open Call 2023 Group Exhibition is in the Level 2 Gallery.



The lobby escalator in the northwest corner (to the left when you enter the lobby) includes a waiting area.

The Mezzanine

(11 Hudson Yards/Hudson Boulevard entrance level)



The mezzanine level after entering through the Hudson Boulevard entrance.

From the entrance doorway, continue straight ahead, past the video screens and staircase, and then turn left. Down a short hallway you will find three restrooms: one with stalls, one with stalls and urinals, and a private, all gender restroom.




A stairway leads down into the The Doctoroff Lobby. To the left behind the stairs, you will find three restrooms (one with stalls, one with urinals and stalls, and one private restroom). To the right, you will find the elevator.

The staircase leads down into the main The Doctoroff Lobby . Behind the staircase to the right is an elevator that you can use to reach The Doctoroff Lobby one floor down or to go up to Levels 2 (Gallery), 4 (The Overlook), 6 (The Griffin Theater), or 8 (The Tisch Skylights)

The Open Call 2023 Group Exhibition is in the Level 2 Gallery, one floor up from the mezzanine.

Level 2 Gallery



The *Open Call 2023 Gallery Exhibition* is in the Level 2 Gallery. You can reach Level 2 by using the elevator or escalators. The escalator landing outside the gallery on Level 2 is filled with bright, natural light. A staff member will greet you at the entrance to the exhibition, and can help open the door to the gallery if you'd like some help.

Inside the Exhibition



Photo: Adam Reich.

The floor of the escalator landing is level with the floor of the Level 2 Gallery, so you won't have to navigate any steps when entering. The gallery will have lower light than in the hallway. There will be some sound coming from three video installations in the gallery, to your right when you enter the exhibition, but the volume is not designed to be overwhelming.



Photo: Adam Reich.

With the exception of two artworks, all of the works are presented in an open space without walls. Cathy Linh Che and Christopher Radcliff's video installation to the right of the entrance is curtained off with heavy black drapes, with two unobstructed entrances on either side. A smaller breakout space is accessed through two wide unobstructed entrances at the back of the gallery. This space holds Lizania Cruz's installation and is full of natural light from floor-to-ceiling windows.

Inside the Exhibition cont'd



Photo: Adam Reich.




Photo: Adam Reich.

There are benches throughout the gallery if you'd like to sit for a moment. A visitor experience staff member can help you find one.

There are several access points you may want to anticipate:

- Large-print object labels for each work in English and Spanish are available from a staff member at the entrance to the gallery.
- Video works by Jake Brush and Sandy Williams IV include assistive listening and accessible captions from Access Kit on your smartphone via a QR code on the gallery labels.
- A video work by Cathy Linh Che and Christopher Radcliff includes assistive listening from Access Kit on your smartphone via a QR code on the gallery label. (Open captions are included on screen.)
- Che and Radcliff's film includes strobe effects. The film is presented on three screens, all along one curtain wall in front of the benches.
- Lizania Cruz and Sandy Williams IV's installations include free, takeaway prints that are stacked in low stacks on the floor.

Level 4 Restrooms



The restrooms are at the end of a hallway with a lower ceiling.

In addition to in The Doctoroff Lobby and on the mezzanine, restrooms are located on Level 4, on the west side of the building down a hallway with dark gray walls. You will find one restroom with stalls and one with stalls and urinals, as well as a private, all gender restroom.



At the end of the gray hallway to the left is a restroom with stalls. Turn right down a hallway with white walls to find a restroom with stalls and urinals as well as a private, all gender restroom.



Take a left at the end of the hallway with white walls to find the restroom with stalls and urinals and a private, all gender restroom.

Any questions?

For additional information about accessibility at The Shed, visit our website's [Accessibility page](#).

For any additional access needs or requests, please email accessibility@theshed.org or call (646) 455-3494.