

Virtual Backgrounds for Zoom Meetings

It is possible for Zoom users to set a virtual background so that their location is not distracting during a call. There is a minor halo of video around the speaker as they move but this would likely be desirable to instructors who do not want their personal spaces to be visible. There is a white GSAPP Logo background and a black GSAPP Logo background in the recommended 16:9 1920x1080 size.

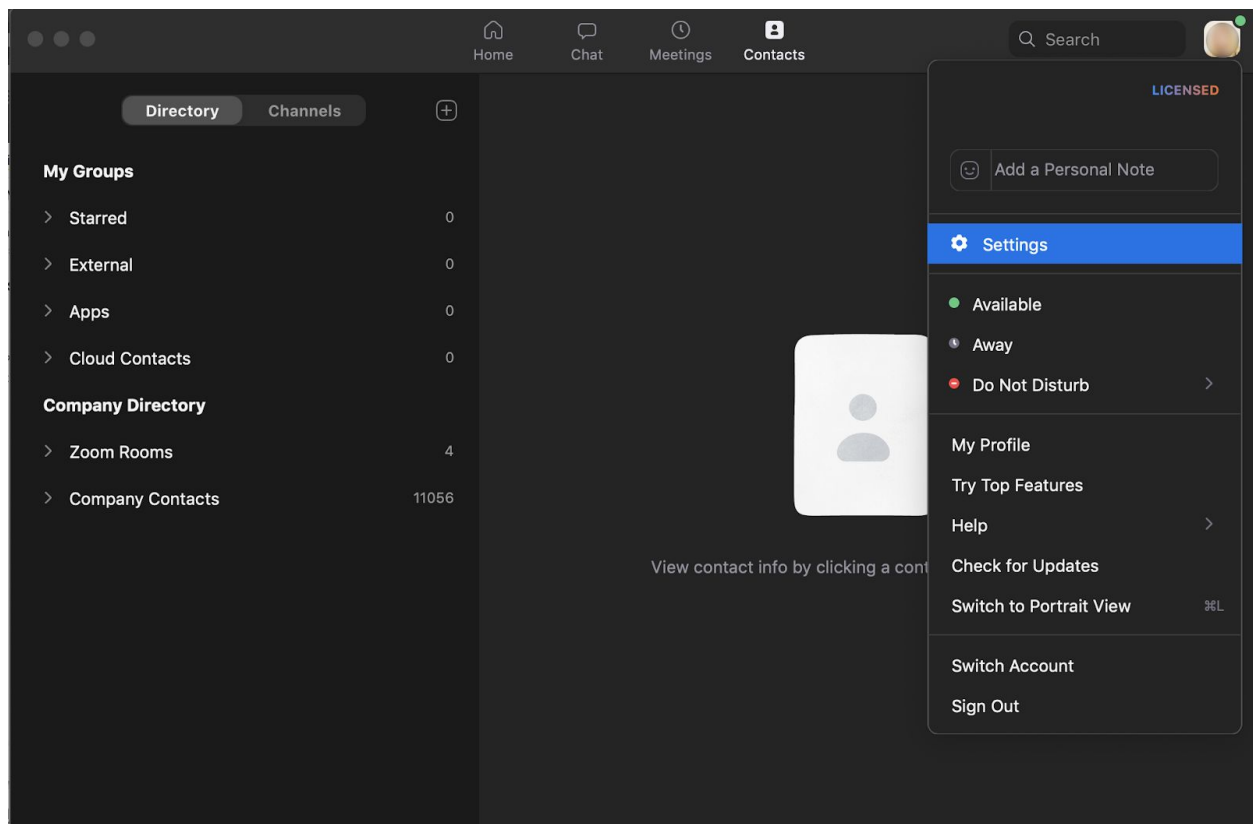
White background with GSAPP logo:

<https://cdn.filepicker.io/api/file/m7hr4FCARcu1Tm1L4I3P?&fit=max>

Black background with GSAPP logo:


<https://cdn.filepicker.io/api/file/WWUL0nmmQSmIOlyEHbWS?&fit=max>

In Zoom for desktop go to Settings by clicking the user icon in the upper right corner, a menu will appear, click "Settings". Once in the settings window, click "Virtual Background", then find the square + button and click "add image", browse for the file and upload "GSAPP_VirtualBackground_Zoom_W.png" and "GSAPP_VirtualBackground_Zoom.png", once uploaded the file will automatically show behind you. Any Image or short video can be uploaded.








Settings

- General
- Video
- Audio
- Share Screen
- Chat
- Virtual Background**
- Recording
- Profile
- Statistics
- Feedback
- Keyboard Shortcuts
- Accessibility



Choose Virtual Background +

- None
- 
- 
- 
- 
- 


+

Add Image








Add Video

Settings

- General
- Video
- Audio
- Share Screen
- Chat
- Virtual Background**
- Recording
- Profile
- Statistics
- Feedback
- Keyboard Shortcuts
- Accessibility



Choose Virtual Background +

- None
- 
- 
- 
- 
- 
- 
- 

I have a green screen ? Mirror my video