


# MELROSE COMMUNITY CENTER

363-381 East 151st Street  
Bronx, NY 10455



Architect  
+/- 14

Architectural Consultant  
Stephen Ruiz  
PGAL

Structural Consultant  
Shinjinee Pathak  
Silman

Mechanical Consultant  
Oliver Meade  
BuroHappold

Enclosure Consultant  
Ryan Donaghy  
SHoP

**Designers**

Jinseon Noh  
Jo Hee Lee  
John Trujillo  
Jui Yu Bianca Lin


NO.	DATE	REVISION
01	13 OCT 2020	SD SUBMISSION
02	01 DEC 2020	DD SUBMISSION

## MELROSE COMMUNITY CENTER

### Cover Sheet

Project number	PMFT-C-01
Date	DEC 01 2020
Author	+/- 14

T000



**Architect**  
+/- 14

**Architectural Consultant**  
Stephen Ruiz  
PGAL

**Structural Consultant**  
Shinjinee Pathak  
Silman

**Mechanical Consultant**  
Oliver Meade  
BuroHappold

**Enclosure Consultant**  
Ryan Donaghy  
SHoP

**Designers**  
Jinseon Noh  
Jo Hee Lee  
John Trujillo  
Jui Yu Bianca Lin

NO.	DATE	REVISION
01	13 OCT 2020	SD SUBMISSION
02	01 DEC 2020	DD SUBMISSION

# MELROSE COMMUNITY CENTER

## Notes & Index

Project number	PMFT-C-01
Date	DEC 01 2020
Author	+/- 14

T001

ARCHITECTURAL ABBREVIATIONS		ARCHITECTURAL		ARCHITECTURAL GENERAL NOTES	
ABBREV.	DESCRIPTION	ABBREV.	DESCRIPTION		
A/C	AIR CONDITIONING	JAN	JANITOR	<p>1. THE INTENT OF THE DRAWINGS AND SPECIFICATIONS IS TO PROVIDE FOR A WATERTIGHT &amp; WEATHERTIGHT BUILDING. THE CONTRACTOR SHALL REVIEW ALL DETAILS RELATING TO THIS INTENT AND BY BIDDING OR ENTERING INTO THIS CONSTRUCTION CONTRACT WARRANTS FOR ONE FULL YEAR THE ADEQUACY OF THESE DETAILS. SHOULD THE CONTRACTOR TAKE EXCEPTION TO THESE DETAILS, HE SHALL NOTIFY THE ARCHITECT PRIOR TO BIDDING. ANY DEVIATION FROM THIS GENERAL INTENT SHOULD BE BROUGHT TO THE ATTENTION OF THE ARCHITECT FOR CLARIFICATION.</p> <p>2. THE INTENT OF THE DRAWINGS AND SPECIFICATIONS IS TO PROVIDE FOR A PLUMB, LEVEL, AND SQUARE STRUCTURE UNLESS OTHERWISE NOTED. ANY DEVIATION FROM THIS GENERAL INTENT SHOULD BE BROUGHT TO THE ATTENTION OF THE ARCHITECT FOR CLARIFICATION.</p> <p>3. THE BUILDING SHALL BE CONSTRUCTED IN FULL COMPLIANCE WITH ALL APPLICABLE CODES, ORDINANCES AND REGULATIONS AS WELL AS THE DRAWINGS AND SPECIFICATIONS. ANY CODE DEFICIENCIES IN THE DRAWINGS RECOGNIZED BY THE CONTRACTOR SHOULD BE BROUGHT TO THE ATTENTION OF THE ARCHITECT FOR CLARIFICATION.</p> <p>4. THE CONTRACTOR SHALL BE RESPONSIBLE FOR THE ACCURATE PLACEMENT OF THE BUILDING ON THE SITE AND VERIFY ALL DIMENSIONS AND EXISTING CONDITIONS. DISCREPANCIES BETWEEN DRAWINGS AND ACTUAL SITE CONDITIONS SHALL BE BROUGHT TO THE ATTENTION OF THE ARCHITECT BEFORE BIDDING THE PROJECT OR THE COMMENCEMENT OF WORK. THE OWNER SHALL NOT BE RESPONSIBLE FOR CHANGES TO THE WORK DUE TO THE FAILURE OF THE CONTRACTOR TO FAMILIARIZE HIMSELF WITH EXISTING CONDITIONS.</p> <p>5. DO NOT SCALE DRAWINGS. ALL DIMENSIONS SHALL HAVE PREFERENCE OVER SCALE AND BE FIELD VERIFIED AND COORDINATED WITH WORK OF ALL TRADES. IF NO DIMENSIONS ARE GIVEN OR DISCREPANCIES FOUND, THE CONTRACTOR SHALL NOTIFY THE ARCHITECT FOR CLARIFICATION BEFORE BIDDING OR COMMENCING THE WORK.</p> <p>6. DETAILS ARE INTENDED TO SHOW METHOD AND MANNER OF COMPLETING WORK. MINOR MODIFICATIONS MAY BE REQUIRED TO SUIT JOB DIMENSIONS OR CONDITIONS, ALL INCLUDED AS PART OF THE WORK.</p> <p>7. THE CONTRACTOR SHALL PROVIDE ALL PERMITS AND INSPECTION NECESSARY FOR THE PROPER EXECUTION OF THE WORK IN ACCORDANCE WITH APPLICABLE CODES AND GOVERNING REGULATIONS.</p> <p>8. THE CONTRACTOR SHALL VERIFY THE SIZES AND LOCATIONS OF ALL MECHANICAL AND ELECTRICAL EQUIPMENT PADS AND BASES, AS WELL AS POWER, WATER AND DRAIN REQUIREMENTS FOR SUCH EQUIPMENT WITH EQUIPMENT MFG. DEVIATION OF THE AFOREMENTIONED REQUIREMENTS SHOULD BE BROUGHT TO THE ATTENTION OF THE ARCHITECT FOR CLARIFICATION.</p> <p>9. ALL WALL WIDTHS ARE SHOWN AND DIMENSIONED WITH NOMINAL DIMENSIONS (I.E. 6" CMU's / 7.5" SIF). DIMENSIONS FOR FRAMED WALLS ARE SHOWN TO FACE OF STUDS AND/OR FACE OF BLOCK.</p>	
ACOUS	ACOUSTICAL	JT	JOINT		
AD	AREA DRAIN	LAM	LAMINATE		
ADJ	ADJUSTABLE	LAV	LAVATORY		
AFF	ABOVE FINISHED FLOOR	LH	LEFT HAND		
ALT	ALTERNATIVE	LT	LEFT HAND LIGHT		
ALUM	ALUMINUM	MAS	MASONRY		
ARCH	ARCHITECTURAL	MAT	MATERIAL		
ASPH	ASPHALT	MAX	MAXIMUM		
BD	BOARD	MECH	MECHANICAL		
BLOG	BUILDING BLOCK	MEP	MECHANICAL, ELECTRICAL & PLUMBING		
BLK	BLOCKING	MET	METAL		
BM	BEAM	MFG	MANUFACTURING		
BSMT	BASEMENT	MFR	MANUFACTURER		
BW	BOTH WAYS	MN	MINIMUM		
		MISC	MISCELLANEOUS		
CLO	CLOSET	N	NORTH		
CLR	CLEARANCE	NC	NOT IN CONTRACT		
CM	CENTIMETER	NO OR #	NUMBER		
CMU	CONCRETE MASONRY UNIT	NR	NOISE REDUCTION		
COL	COLUMN	NTS	NOT TO SCALE		
CONC	CONCRETE	OA	OUTSIDE AIR		
CONT	CONTINUOUS	OC	ON CENTER		
CONSTR	CONSTRUCTION	OH	OPPOSITE HAND		
CORR	CORRIDOR	OD	OUTSIDE DIAMETER		
CTR	CERAMIC TILE	OPN	OPENINGS		
CTR	CENTER	OPP	OPPOSITE		
CTSK	COUNTERSUNK	OVH	OVERHEAD		
CJ FT	CUBIC FOOT	PART	PARTITION		
		PC	POUNDS PER CUBIC FOOT		
D	DEPTH	PLAS	PLASTER		
DIA	DIAMETER	PLA	PLASTIC		
DIM	DIMENSION	PSF	POUNDS PER SQUARE FOOT		
DISP	DISPENSER	PSI	POUNDS PER SQUARE INCH		
DN	DOWN	PT	PAINTED		
DR	DOOR	PVC	POLYVINYL CHLORIDE		
DET	DETAIL	PWY	PLYWOOD		
DWG	DRAWING	PNL	PANEL		
E	EAST	R	RADIUS, STAIR RISER		
EA	EACH	RIA	RETURN AIR		
EDF	ELECTRIC DRINKING FOUNTAIN	REIN	REINFORCED, REINFORCING		
EIFS	EXTERIOR INSULATION & FINISH SYSTEM	REQD	REQUIRED		
EJ	EXPANSION JOINT	RD	ROOF DRAIN		
EL	ELEVATION	RE	REFER TO		
ELECT	ELECTRICAL	REBAR	REINFORCING BAR		
ELEV	ELEVATOR	RES	RESILIENT		
EQ	EQUAL	RH	RIGHT HAND		
EQUIP	EQUIPMENT	RM	ROOM		
EW	EACH WAY	S	SOUTH		
EWAC	ELECTRIC WATER COOLER	SCHED	SCHEDULED, SCHEDULE		
EXH	EXHAUST	SHT	SHEET		
EXIST	EXISTING	SIM	SIMILAR		
EXP	EXPANSION	SPEC	SPECIFICATIONS		
EXT	EXTERIOR	SQ	SQUARE		
		SS	STAINLESS STEEL		
FF	FINISHED FLOOR	STC	SOUND TRANSMISSION COEFFICIENT		
FHC	FIRE HOSE CABINET	STD	STANDARD		
FIN	FINISHED	STL	STEEL		
FIXT	FIXTURE	STRUCT	STRUCTURE		
FL	FLOOR	T	TREAD		
FLASH	FLASHING	TOC	TOP OF CURB ELEVATION		
FL D	FLOOR DRAIN	THK	THICKNESS		
FLEX	FLEXIBLE	TOS	TOP OF SLAB, TOP OF STEEL		
FLUOR	FLUORESCENT	TR	TOILET ROOM		
FT	FEET	TYP	TYPICAL		
		UL	UNDERWRITER'S LABORATORIES		
GA	GAUGE	VCT	VINYL COMPOSITION TILE		
GAL	GALVANIZED	VERT	VERTICAL		
GC	GENERAL CONTRACTOR	VEST	VESTIBULE		
GI	GALVANIZED IRON	WVC	VINYL WALL COVERING		
GR	GUARDRAIL	W	WEST, WIDTH, WIDE		
GRD	GRADE	W/	WITH		
GYP BD	GYP SUM WALLBOARD	WC	WATER CLOSET		
GWB	GYP SUM WALLBOARD	WD	WOOD		
HB	HOSE BIBB	YD	YARD		
HDW	HARDWARE				
HM	HOLLOW METAL				
HORIZ	HORIZONTAL				
HT	HANDRAIL				
HT	HEIGHT				
HVAC	HEATING, VENTILATING, & AIR CONDITIONING				
ID	INSIDE DIAMETER				
INFO	INFORMATION				
INSUL	INSULATION				
INT	INTERIOR				

MATERIAL SYMBOLS	
	EARTH, COMPACT FILL
	SAND/ MORTAR/ PLASTER/ CUT STONE
	FILL/ GRAVEL
	CONCRETE
	COMMON/ FACE BRICK
	CONCRETE BLOCK
	RUBBLE/STONE
	ALUMINUM
	STEEL/ OTHER METALS
	BLOCKING (NON-CONTINUOUS)
	BLOCKING (CONTINUOUS)
	FINISHED WOOD
	PLYWOOD
	GLASS
	BATT/ LOOSE FILL INSULATION
	RIGID INSULATION
	GYP SUM WALLBOARD
	STUCCO
	PLASTIC
	STONE

ARCHITECTURAL DRAWING SYMBOLS			
	DOOR TAG		EXPANSION JOINT/ CONTROL JOINT
	DETAIL CALL-OUT		CENTER LINE
	STRUCTURAL COLUMN(S)		REVISION TAG
	BUILDING SECTION		SPOT ELEVATION MARKER
	WALL SECTION		CASEWORK TYPE
	DETAIL SECTION		NORTH ARROW
	INTERIOR OR EXTERIOR ELEVATION		ROOF TYPE
	ROOM NAME / NUMBER		FIRE EXTINGUISHER CABINET AND FIRE EXTINGUISHER. COORDINATE FINAL LOCATION WITH FIRE MARSHALL OR FIRE DEPARTMENT INSPECTOR.
	WALL/ PARTITION TYPE		WINDOW TYPE
	WINDOW DETAIL		

REFLECTED CEILING PLAN SYMBOL LEGEND	
	6' SPOT LIGHT
	LED STRIP LIGHT
	SMOKE DETECTOR
	EXIT SIGN
	SPRINKLER
	SUPPLY DIFFUSER
	RETURN DIFFUSER
	Supply air duct
	Return air duct
	WIRE CONNECTION
	DIFFUSER (2x2)
	VENTRAL LIGHT (INDOOR FARMING)

REFLECTED CEILING PLAN MASTER LEGEND	
	GYP SUM BOARD
	EXPOSED PAINTED


GROUND FLOOR PLAN SYMBOL LEGEND	
	GRASS
	PAVING
	ROAD

STRUCTURAL PLAN SYMBOL LEGEND	
	ASCENDING COLUMN
	DESCENDING COLUMN
	SLAB SPAN DIRECTION
	MOMENT CONNECTION
	STEEL COLUMN
	STEEL BEAM
	HOWE TRUSS
	SLAB EDGE
	FOOTING
	FILE CAP

Sheet List	
Sheet Name	Sheet Number
ADA Diagrams	A001
ADA Diagrams	A002
Site Plan	A003
B2 Plan	A101
B1 Plan	A102
Ground Floor Plan	A103
2nd Floor Plan	A104
3rd Floor Plan	A105
4th Floor Plan	A106
Roof Plan	A107
South Elevation	A201
West Elevation	A202
North Elevation	A203
East Elevation	A204
W-E Section-1	A301
W-E Section-2	A302
N-S Section-1	A303
N-S-Section-2	A304
Egress Plan	A500
Egress Plan	A501
Egress Section	A502
Reflected Ceiling Plan Level 3	A600
Wall Types (NTS)	A700
Shaft + Fire Wall Detail	A701
FOH + BOH Sections	A702
Indoor Farm and Atrium Section	A703
Exterior Perspective	A900
Interior Perspective	A901
Facade System Description	F100
Mapped Elevation N-S	F101
Mapped Elevation E-W	F102
W1 Detail	F103
W2 Detail-Typical	F104
W2 Detail-Terrace	F105
Enclosure Details	F106
Sustainability Diagram	M001
Zoning Plans	M002
Zoning Plans	M002A
Air Riser Diagram	M003
Plumbing Riser Diagram	M004
Mechanical Riser Diagram	M005
HVAC B2	M100
HVAC B1	M101
HVAC 1F	M102
HVAC 2F	M103
HVAC 3F	M104
HVAC 4F	M105
Roof	M106
Electricity Riser Diagram	M300
Construction Sequence	S100
Structural Plan-B2	S101
Structural Plan-B1	S102
Structural Plan-Ground Floor	S103
Structural Plan-2F	S104
Structural Plan-3F	S105
Structural Plan-4F	S106
Structural Plan-Roof	S107
Structural Axo	S108
Structure - Longitudinal Section	S200
Structure - Cross Section	S201
Structure - Details	S300
Cover Sheet	T000
Notes & Index	T001
Context	T002
Precedent Approach	T003
Concept Diagram	T004



HARLEM RIVER



Architect  
+/- 14

Architectural Consultant  
Stephen Ruiz  
PGAL

Structural Consultant  
Shirjinee Pathak  
Silman

Mechanical Consultant  
Oliver Meade  
BuroHappold

Enclosure Consultant  
Ryan Donaghy  
SHoP

Designers

Jinseon Noh  
Jo Hee Lee  
John Trujillo  
Jui Yu Bianca Lin

NO.	DATE	REVISION
01	13 OCT 2020	SD SUBMISSION
02	01 DEC 2020	DD SUBMISSION

## MELROSE COMMUNITY CENTER

### Context


Project number	PMFT-C-01
Date	DEC 01 2020
Author	+/- 14

T002

EXTERIOR EXPRESSION




SKYLIGHT



OUTDOOR FARMING PRECEDENT



INDOOR FARMING PRECEDENT



Architect  
+/- 14

Architectural Consultant  
Stephen Ruiz  
PGAL

Structural Consultant  
Shinjinee Pathak  
Silman

Mechanical Consultant  
Oliver Meade  
BuroHappold

Enclosure Consultant  
Ryan Donaghy  
SHoP

Designers  
Jinseon Noh  
Jo Hee Lee  
John Trujillo  
Jui Yu Bianca Lin

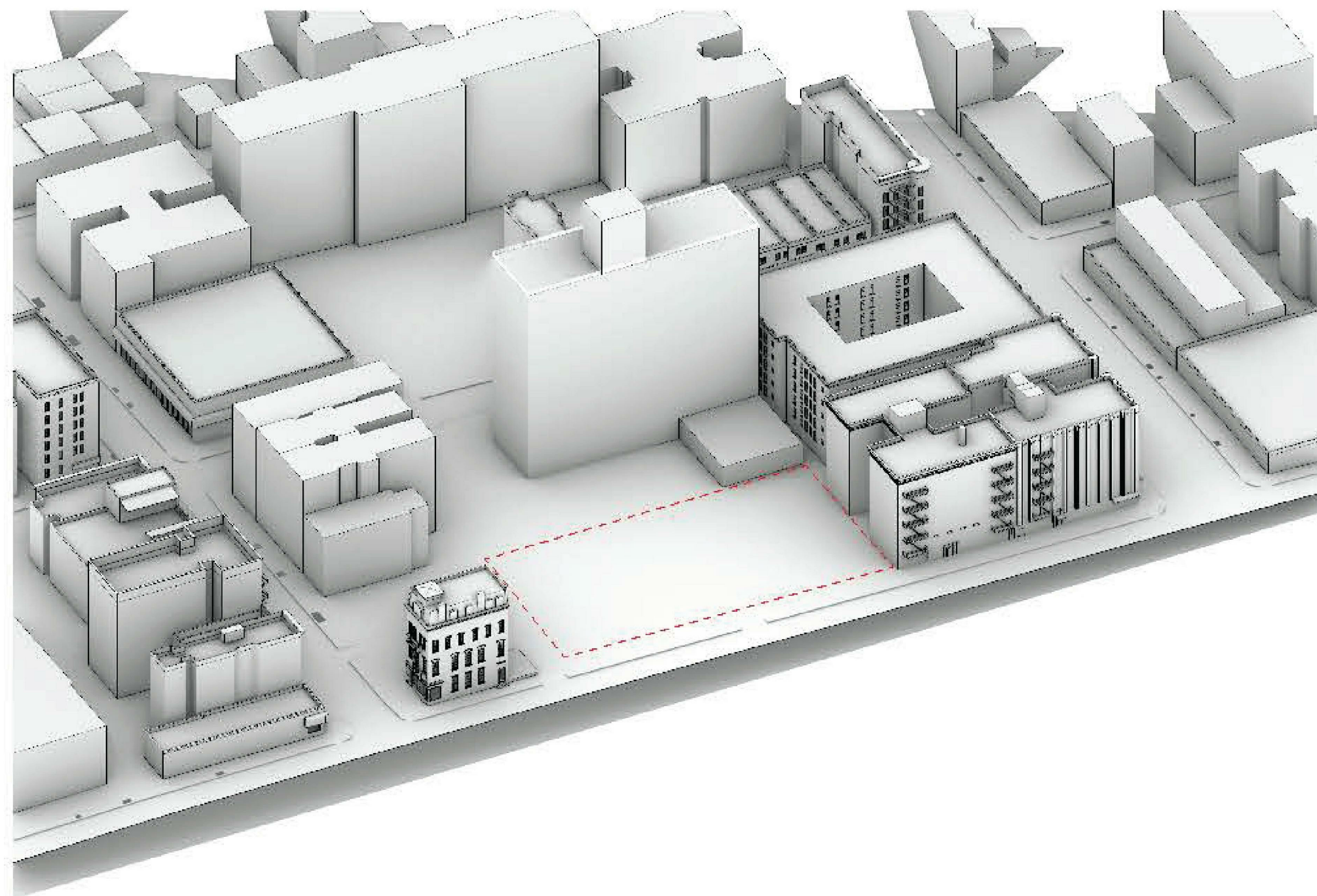
NO.	DATE	REVISION
01	13 OCT 2020	SD SUBMISSION
02	01 DEC 2020	DD SUBMISSION

MELROSE  
COMMUNITY  
CENTER

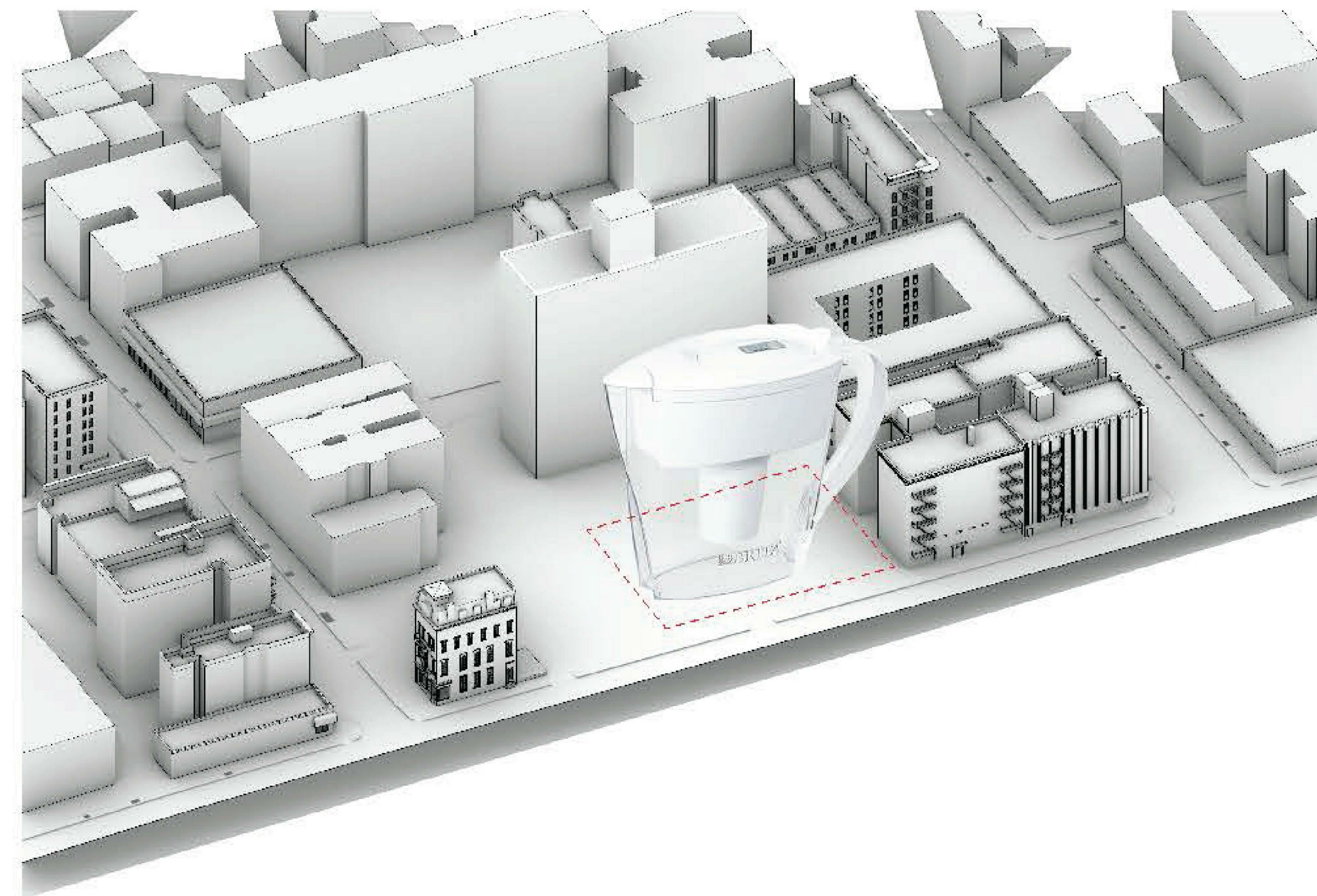
Precedent  
Approach

Project number PMFT-C-01  
Date DEC 01 2020  
Author +/- 14

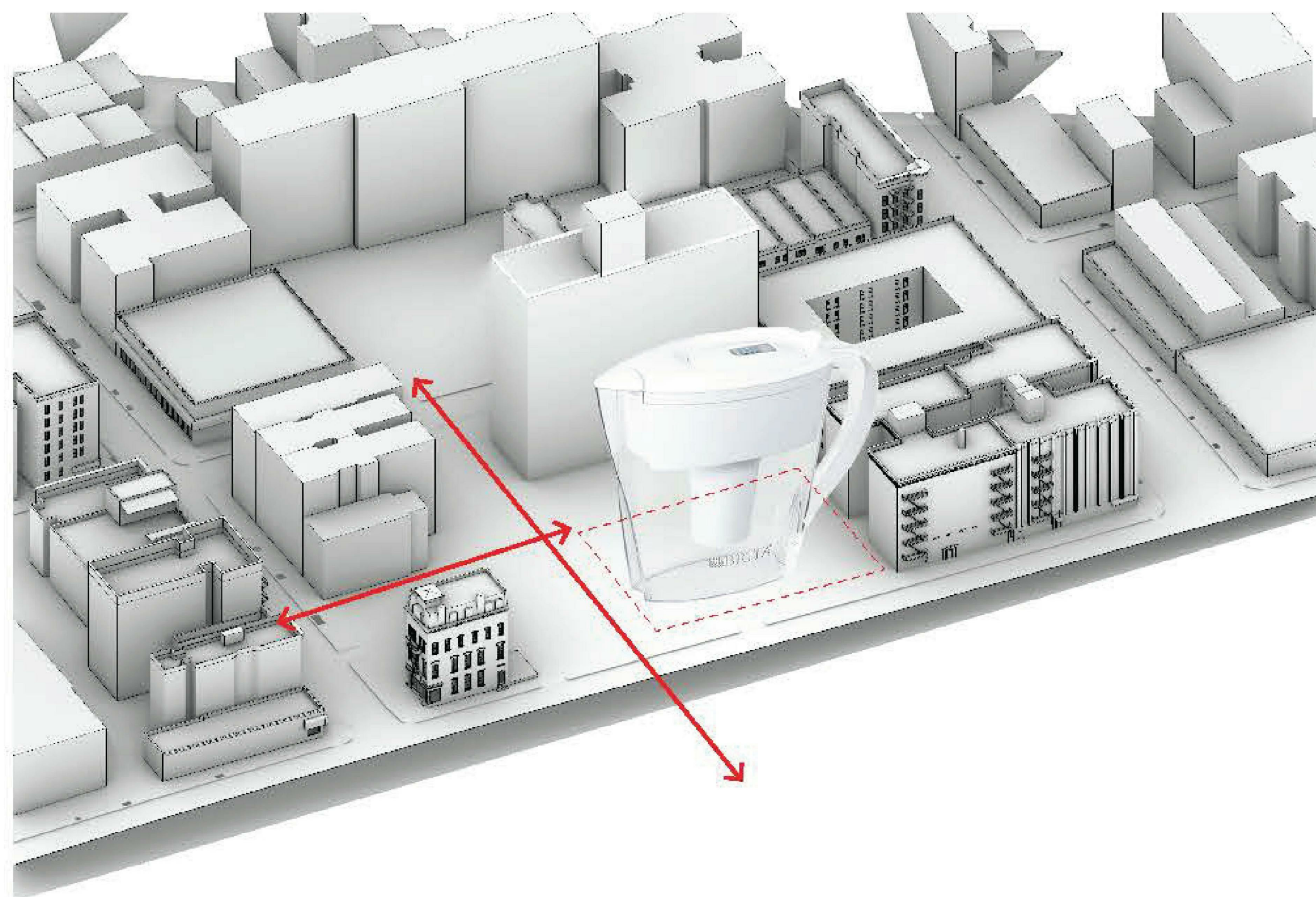
T003



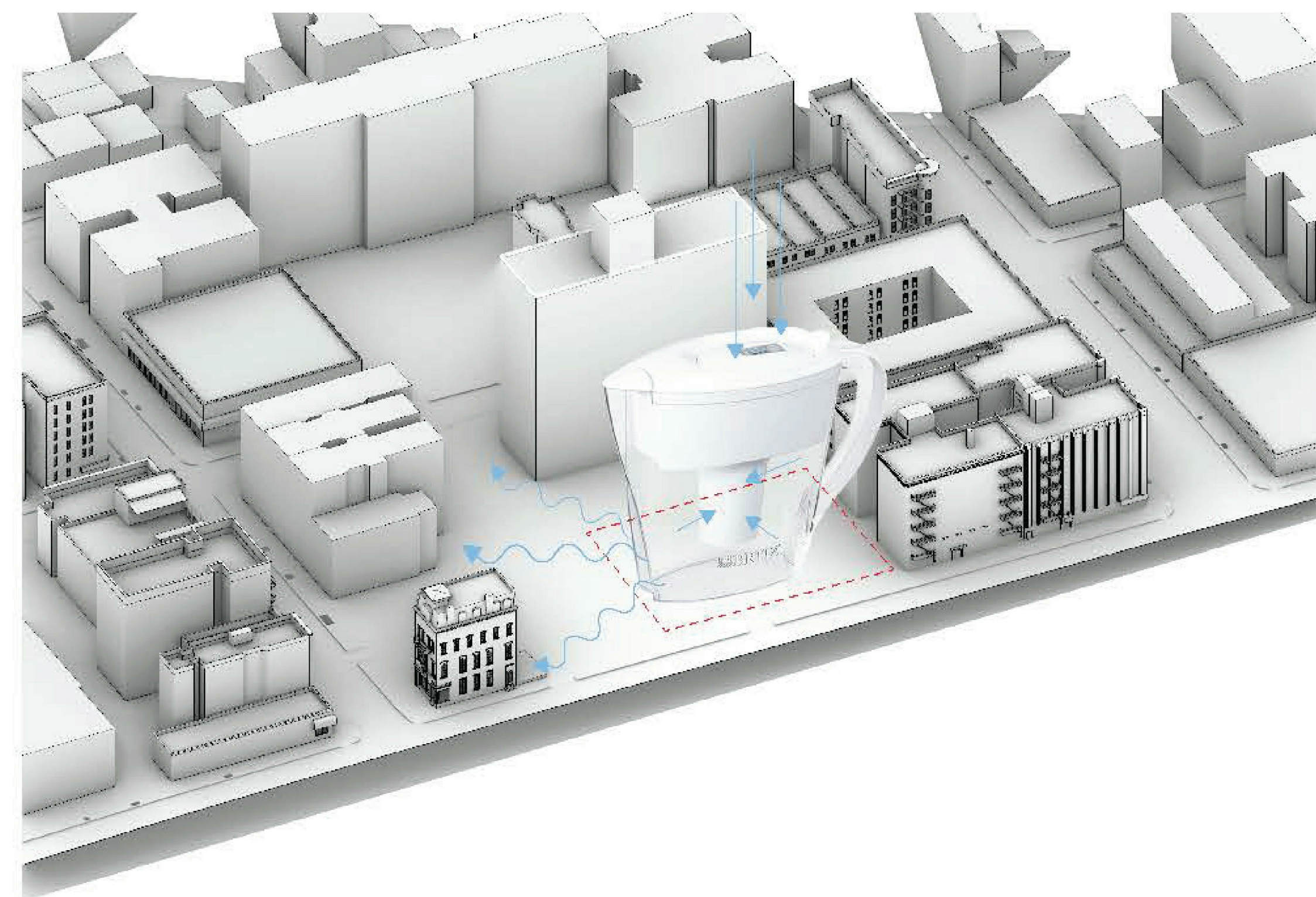
Site / Property Line




Adjust Ground Boundary  
Filter Function Added



Access Increase



Engagement  
Back to Context



Architect  
+/- 14

Architectural Consultant  
Stephen Ruiz  
PGAL

Structural Consultant  
Shinjinee Pathak  
Silman

Mechanical Consultant  
Oliver Meade  
BuroHappold

Enclosure Consultant  
Ryan Donaghy  
SHoP

Designers

Jinseon Noh  
Jo Hee Lee  
John Trujillo  
Jui Yu Bianca Lin

NO.	DATE	REVISION
01	13 OCT 2020	SD SUBMISSION
02	01 DEC 2020	DD SUBMISSION

## MELROSE COMMUNITY CENTER

### Concept Diagram

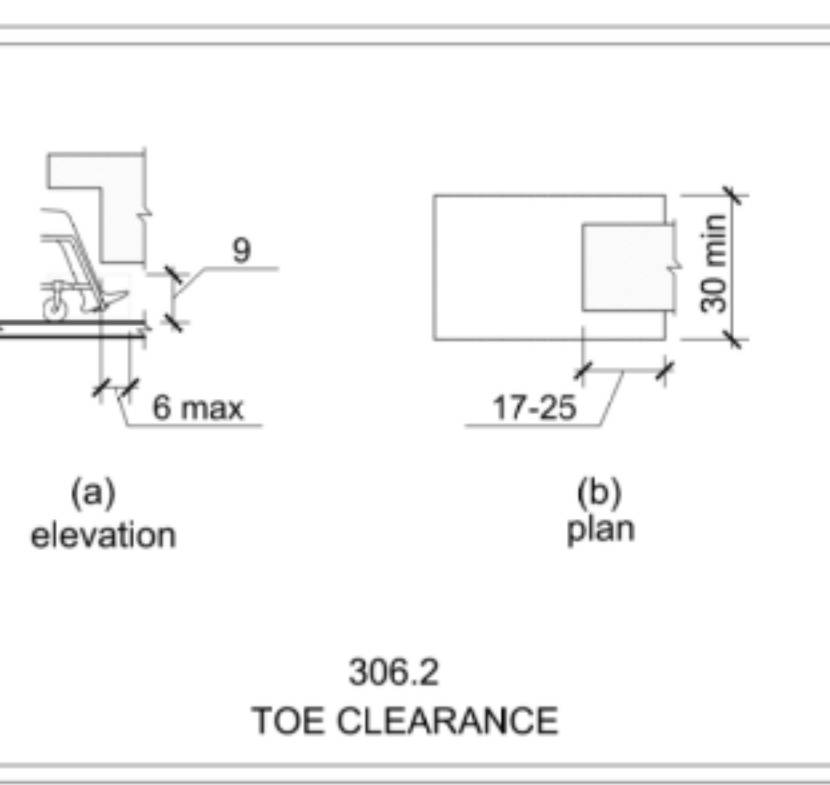
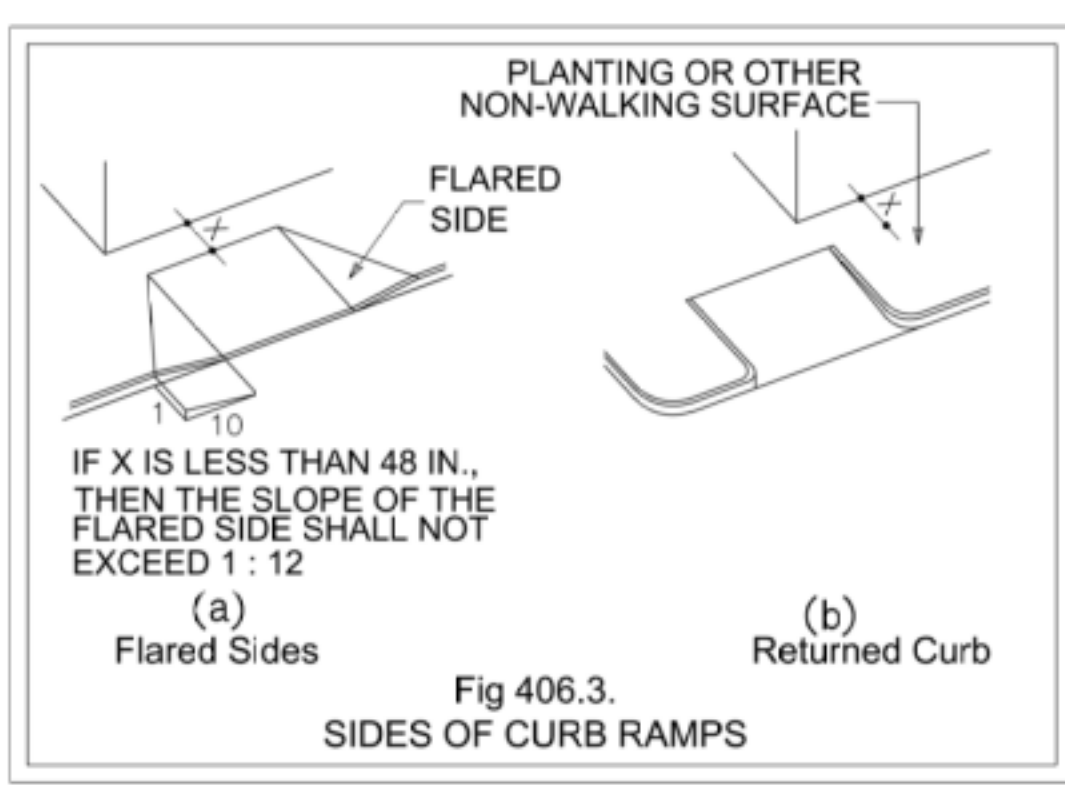
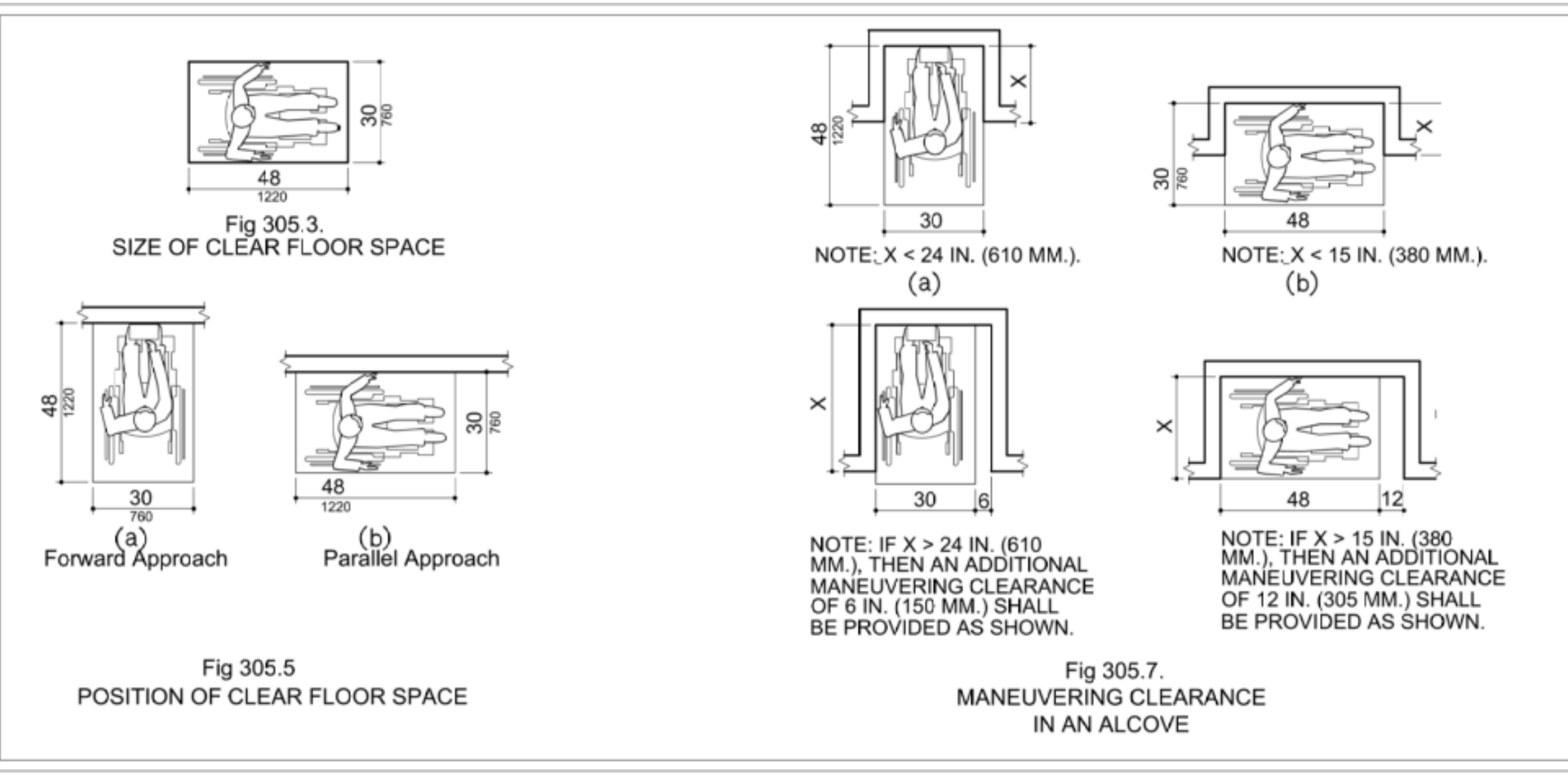
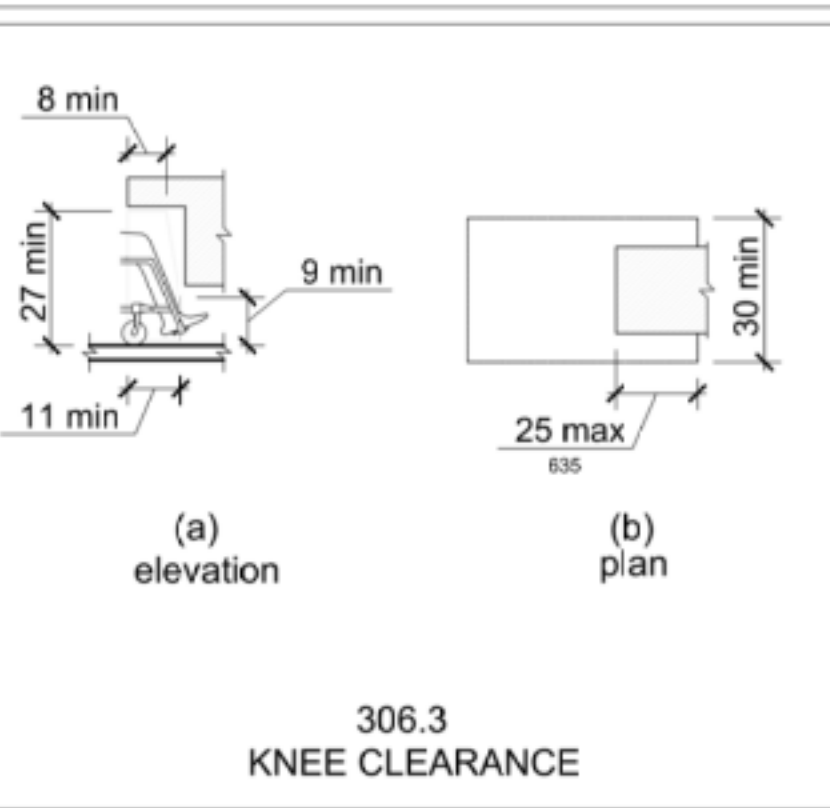
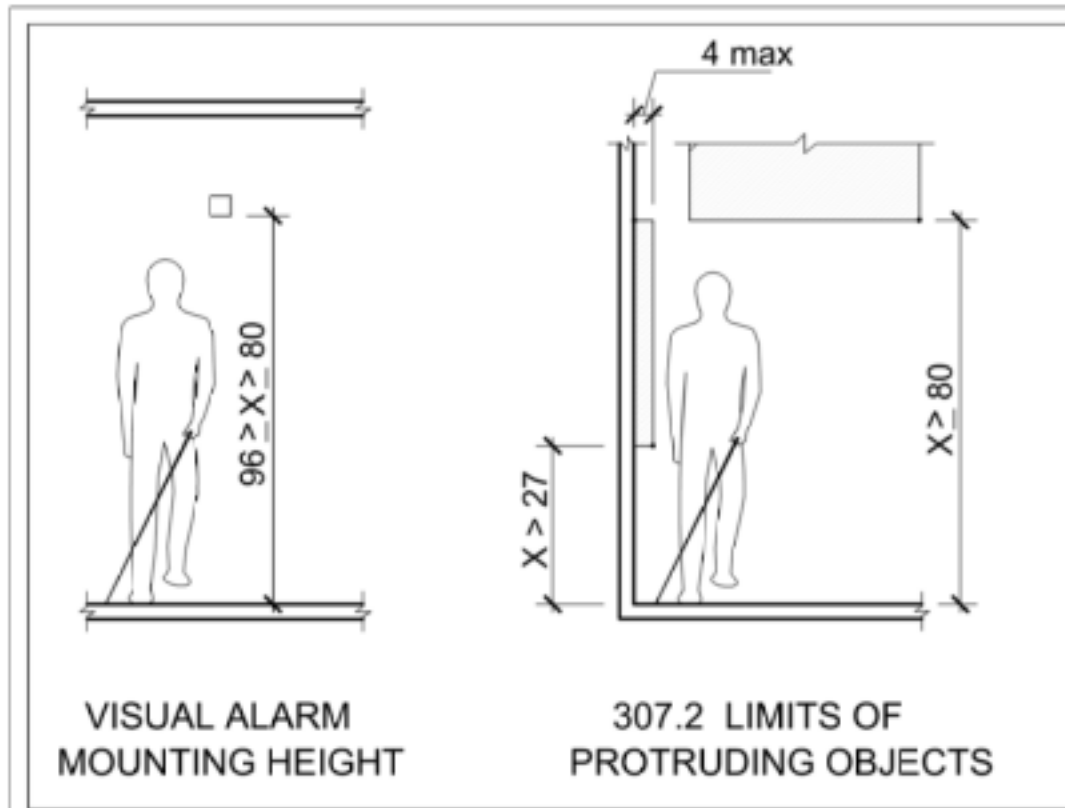
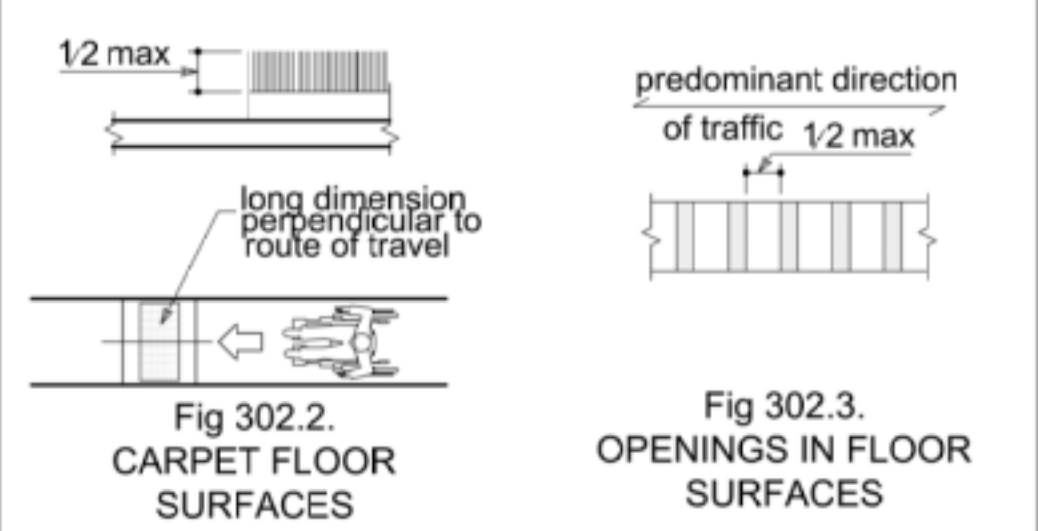
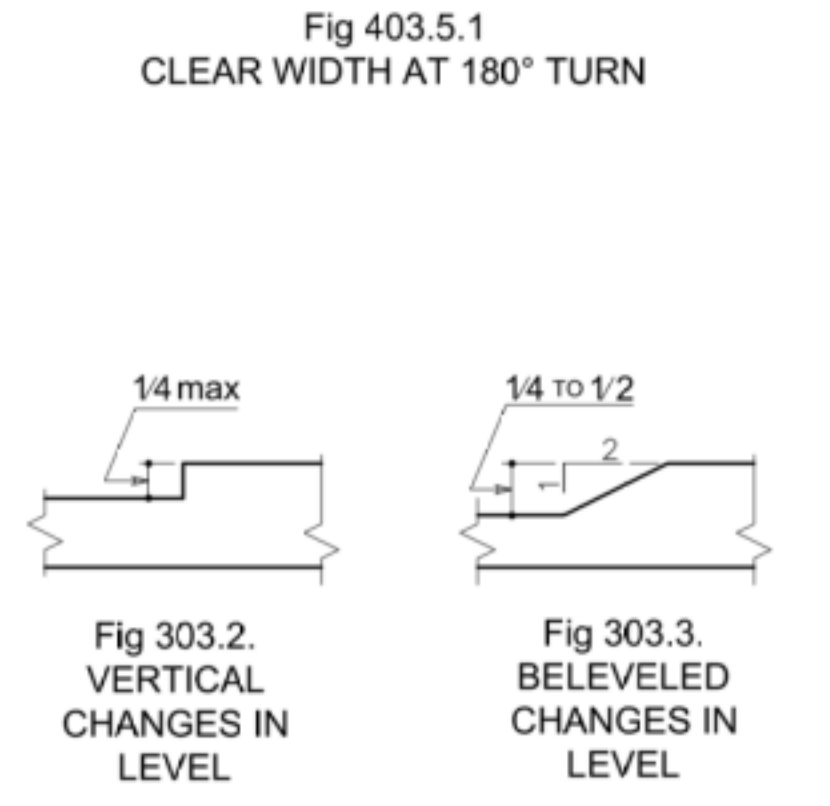
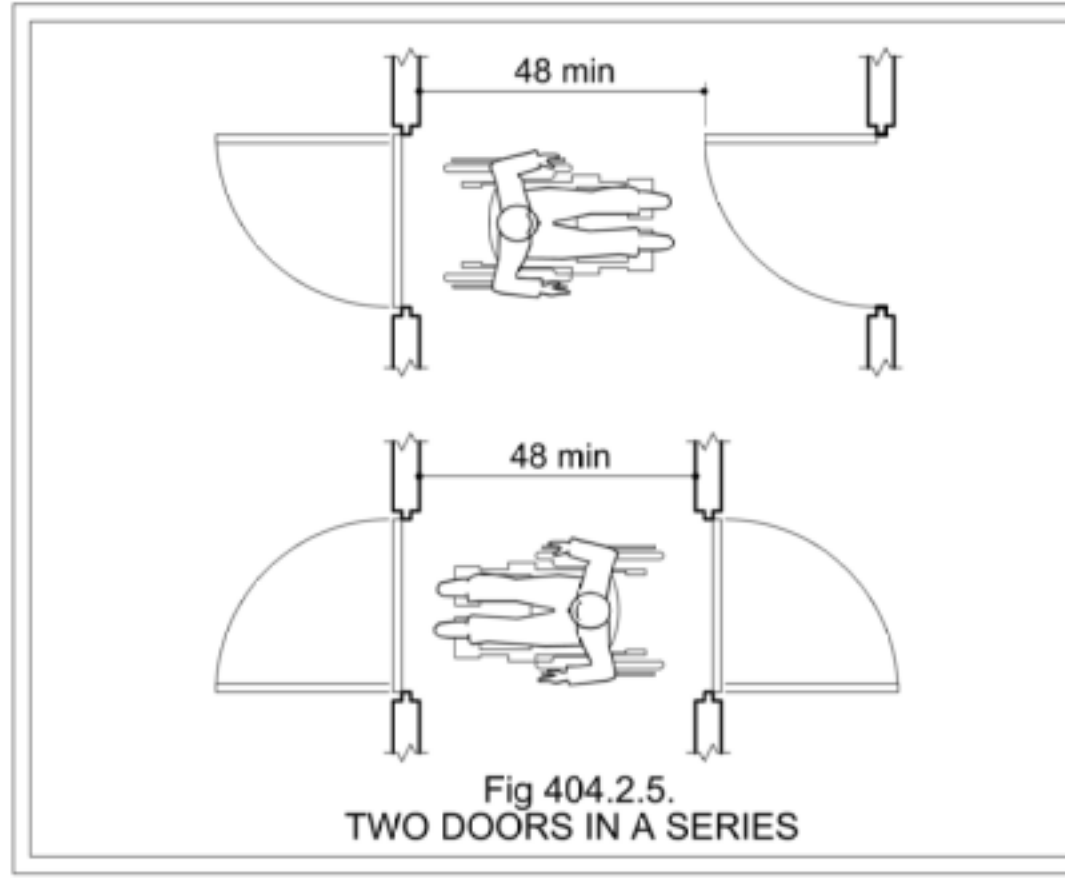
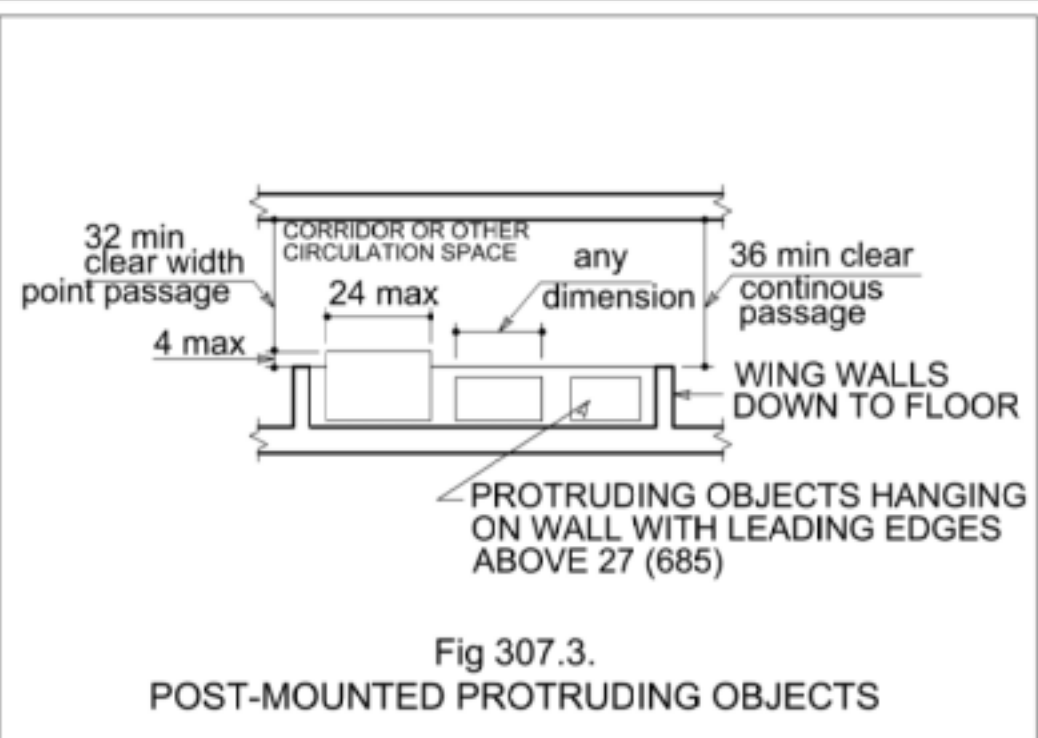
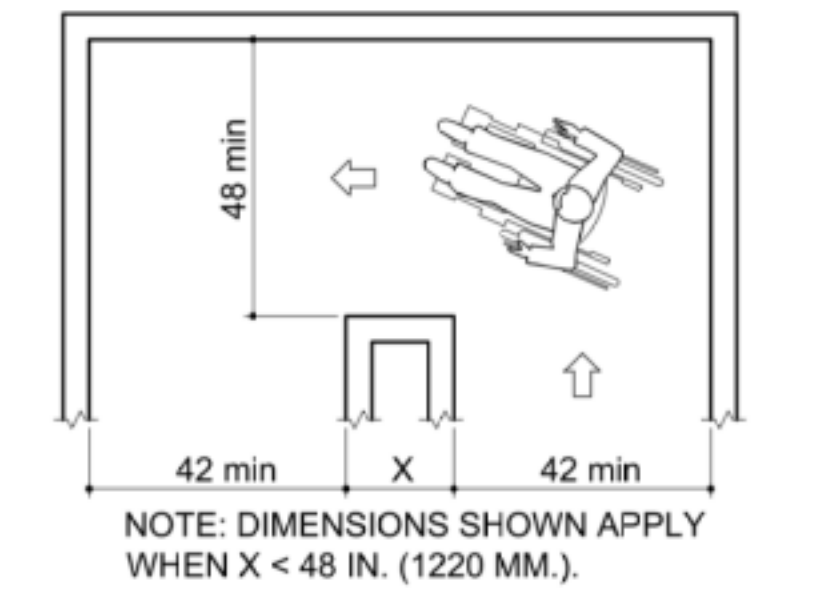
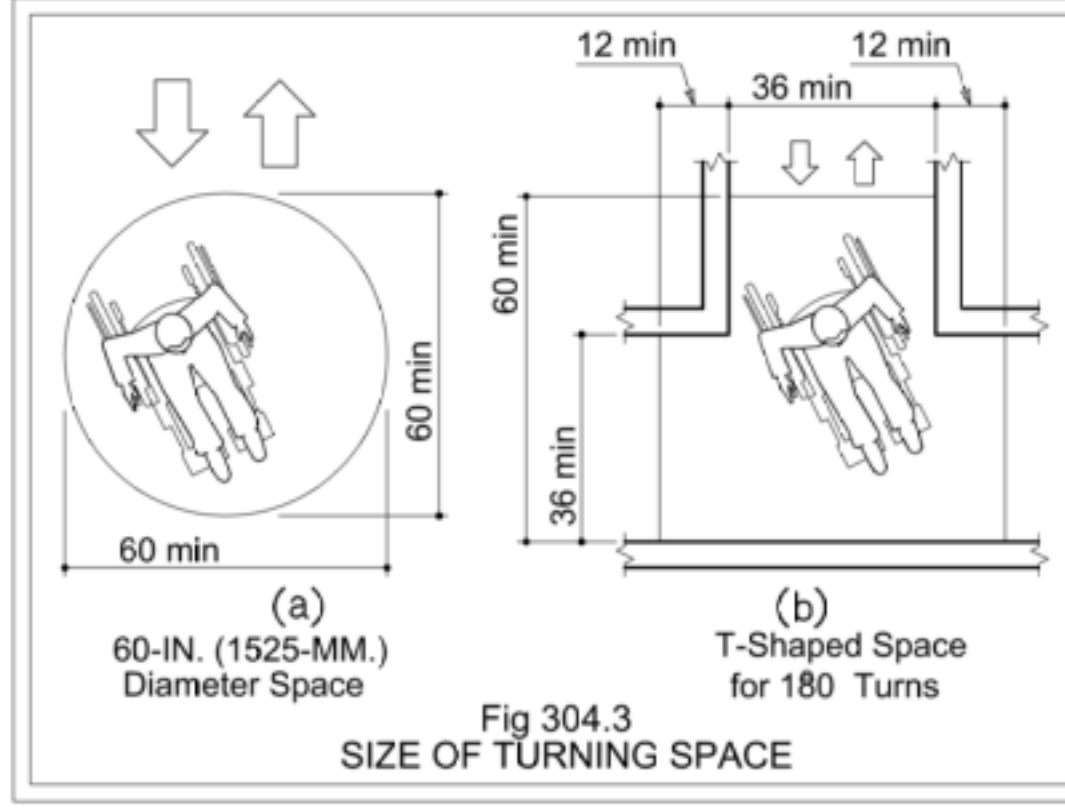
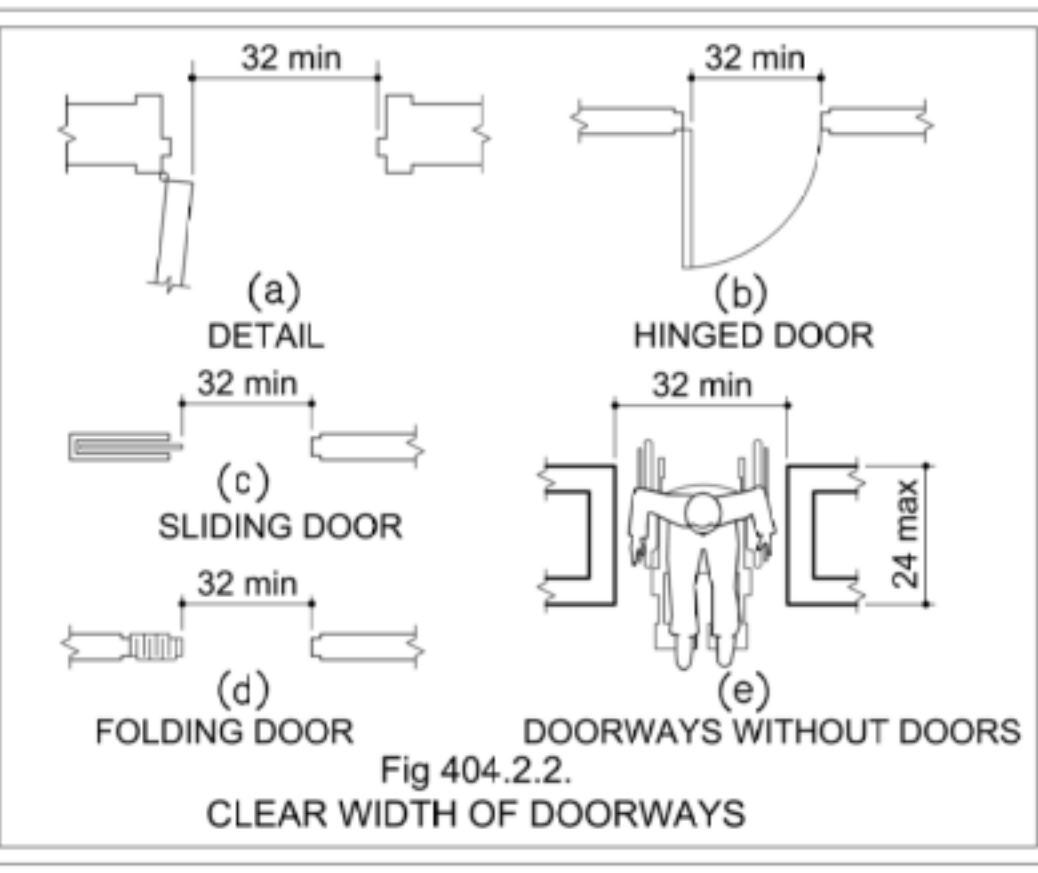
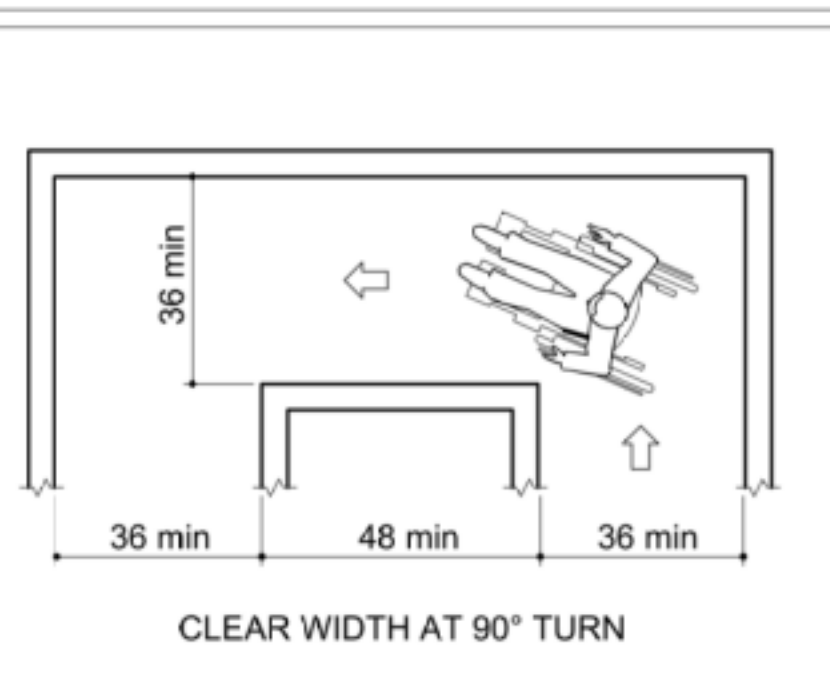
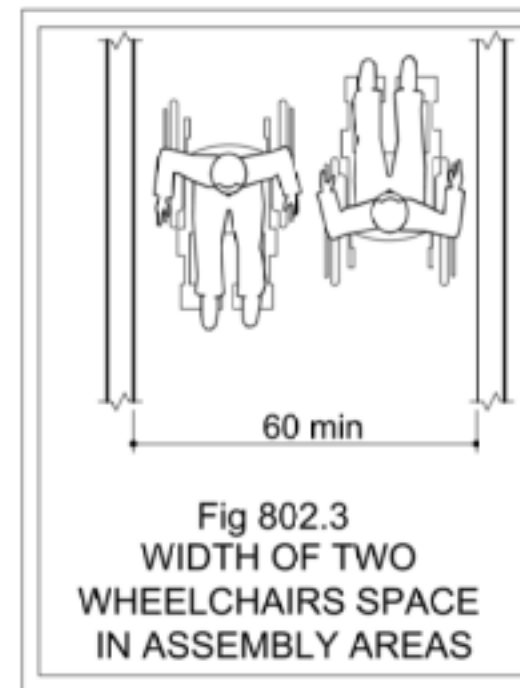
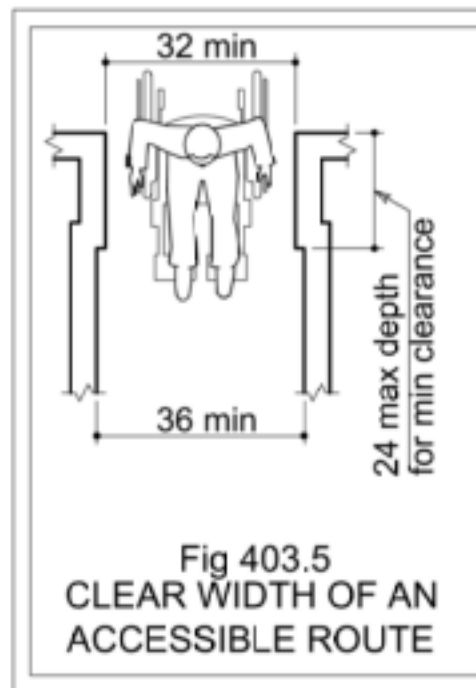
Project number PMFT-C-01

Date DEC 01 2020

Author +/- 14


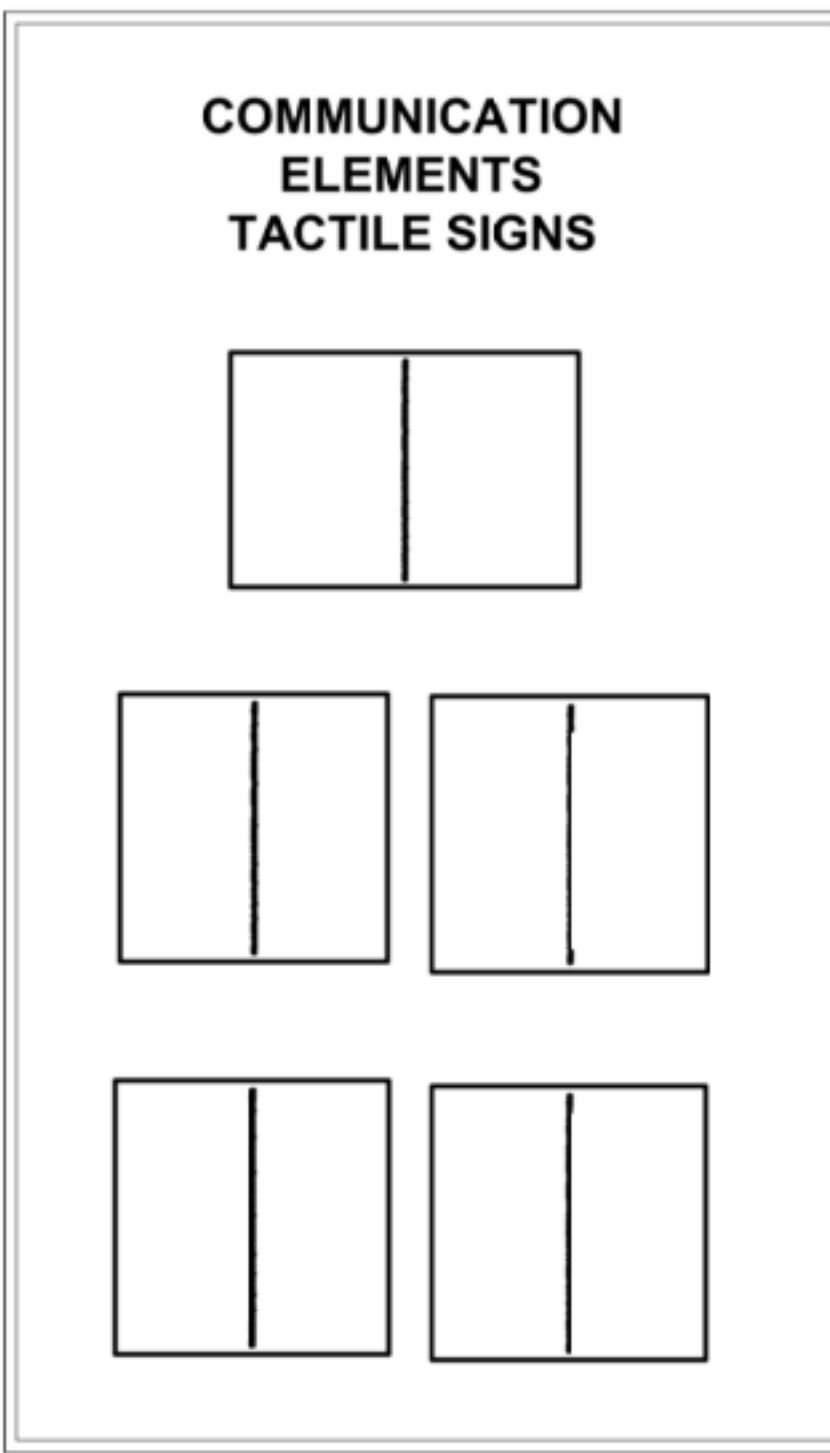
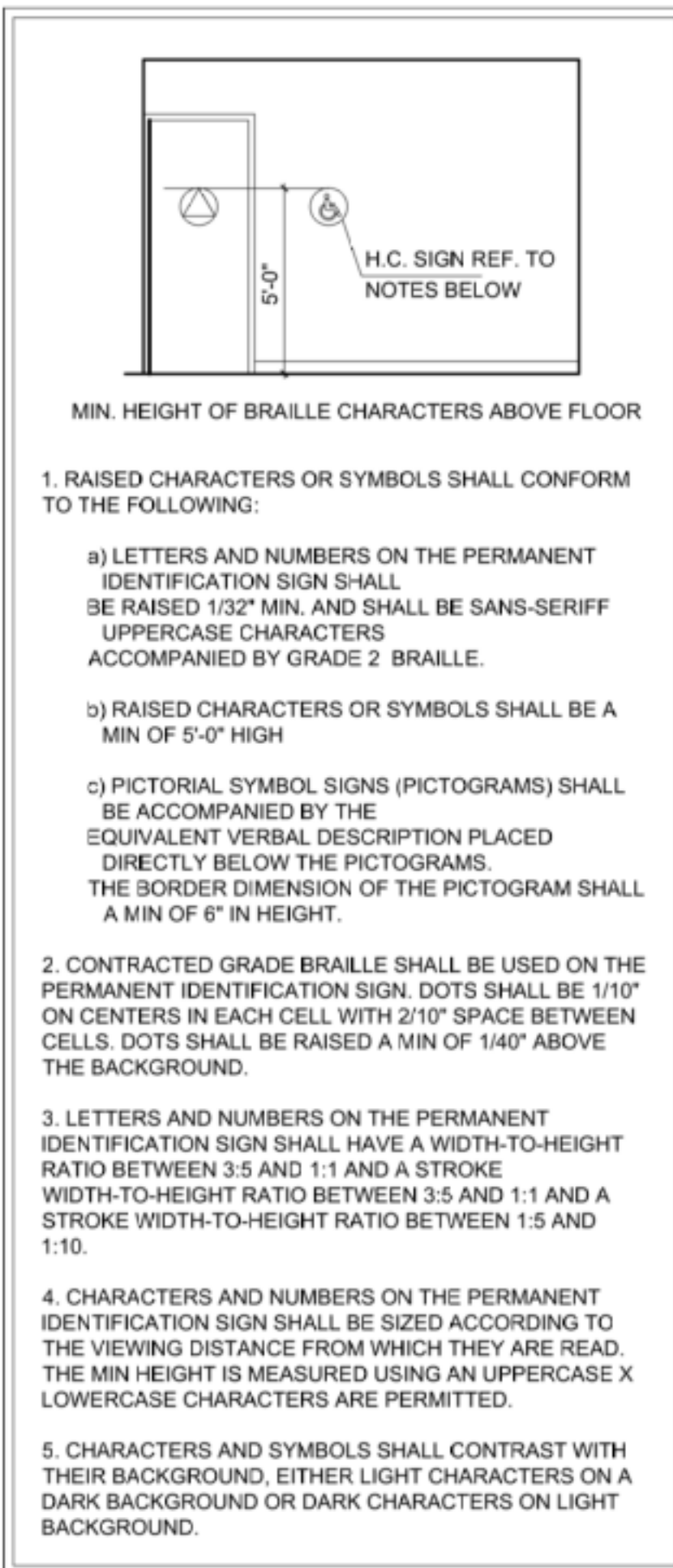
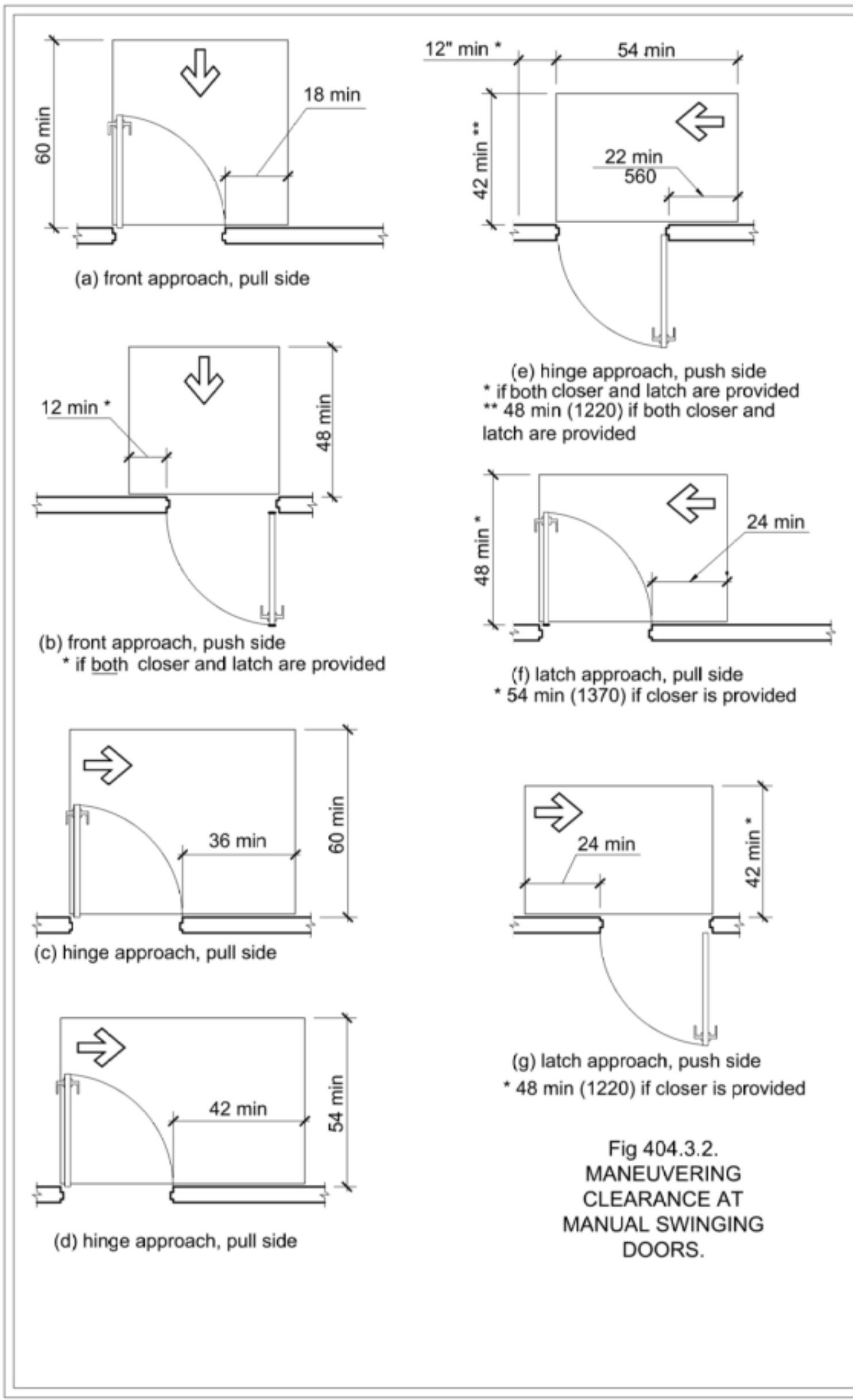
T004

NEW YORK CITY ADA DIAGRAMS AS PER 2009 ICC/ ANSI A117.1



ADA NOTES

1. PROVIDE ACCESSIBLE MEANS OF EGRESS COMPLIANT WITH ICC/ANSI A117.1 CODE.
2. ALL TACTILE SIGNAGES TO BE MOUNTED AT 60" A.F.F. ON THE LATCH SIDE OF THE DOOR



Architect  
+/- 14

Architectural Consultant  
Stephen Ruiz  
PGAL

Structural Consultant  
Shirjinee Pathak  
Silman

Mechanical Consultant  
Oliver Meade  
BuroHappold

Enclosure Consultant  
Ryan Donaghy  
SHoP

Designers  
Jinseon Noh  
Jo Hee Lee  
John Trujillo  
Jui Yu Bianca Lin

NO.	DATE	REVISION
01	13 OCT 2020	SD SUBMISSION
02	01 DEC 2020	DD SUBMISSION

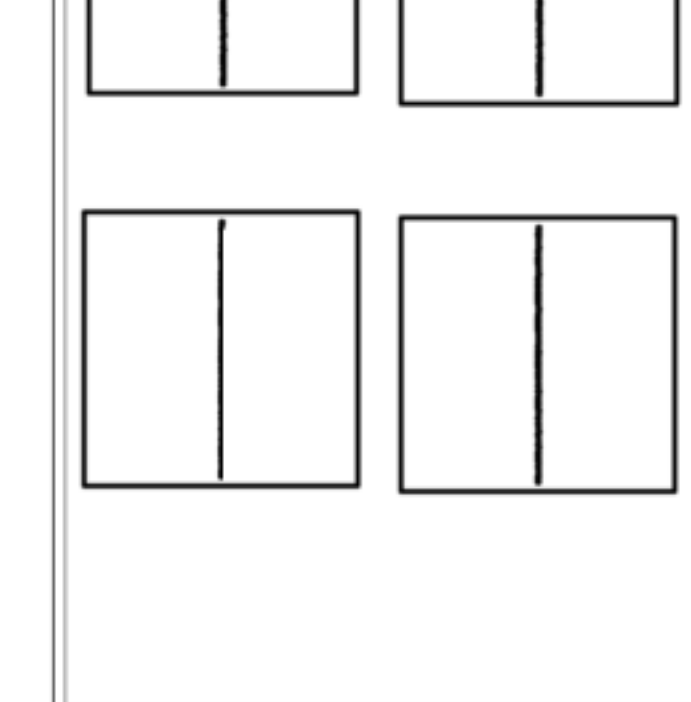
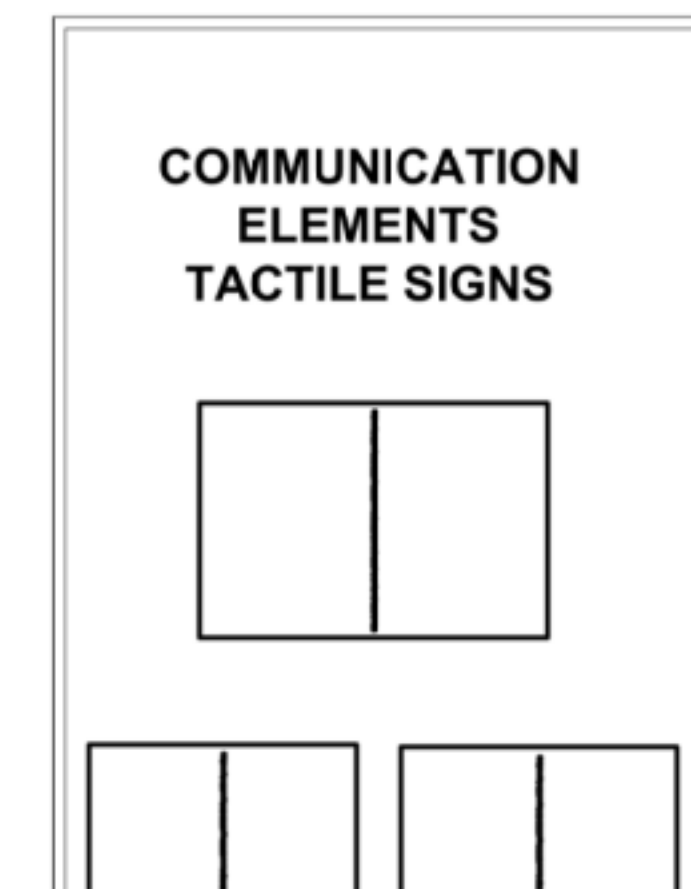
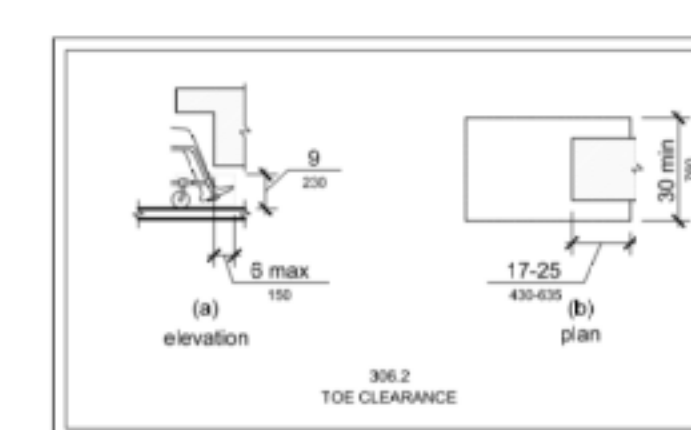
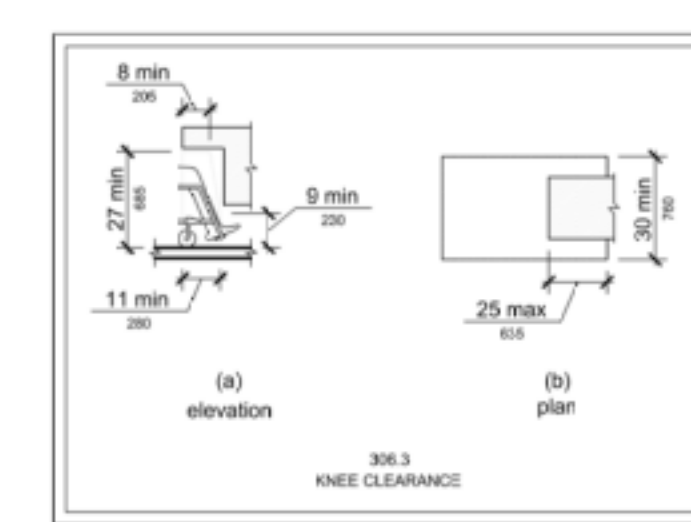
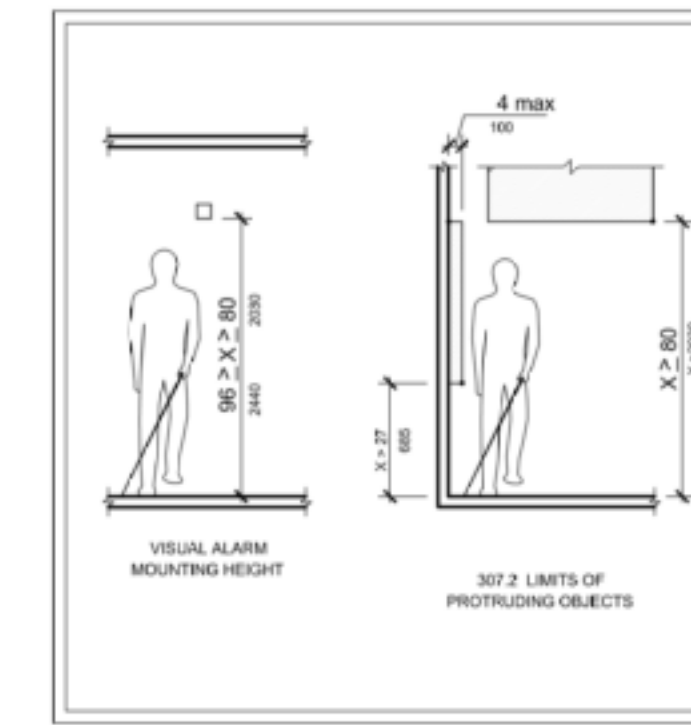
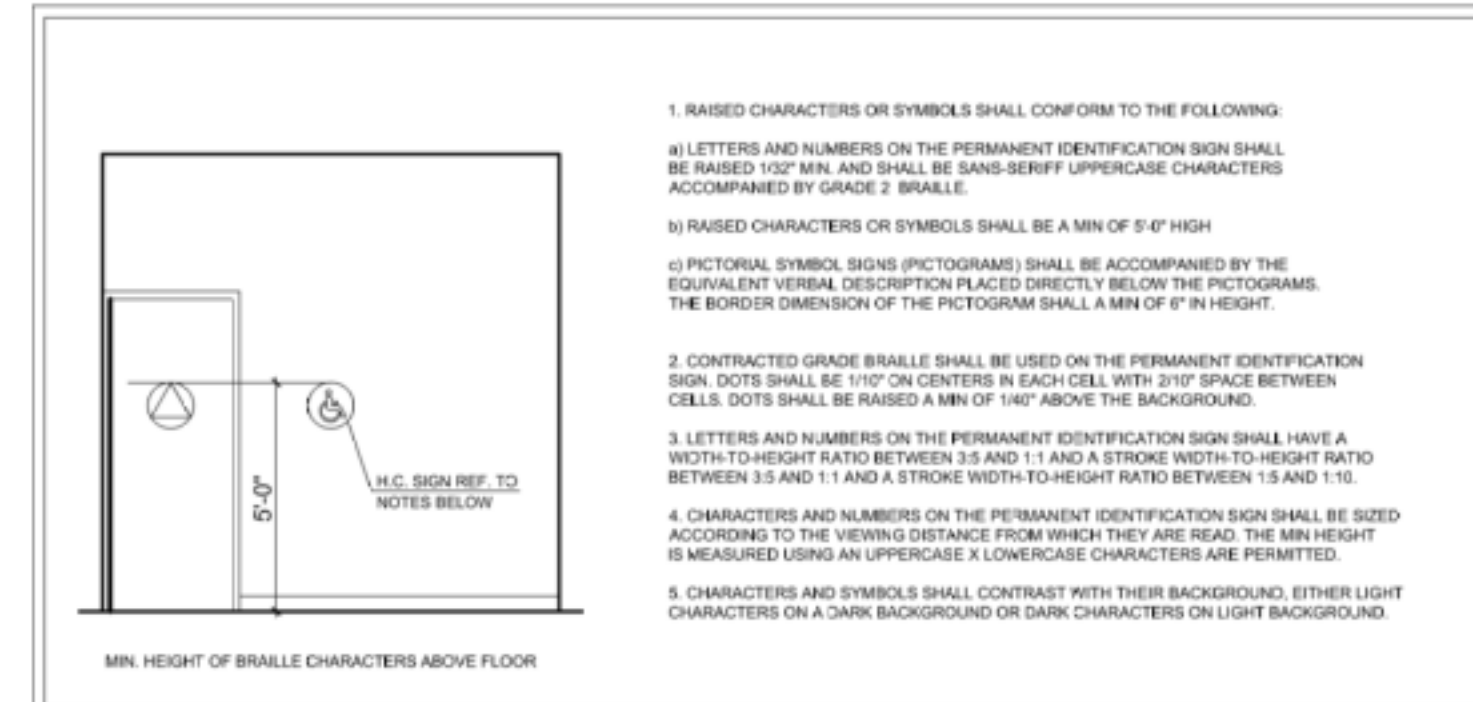
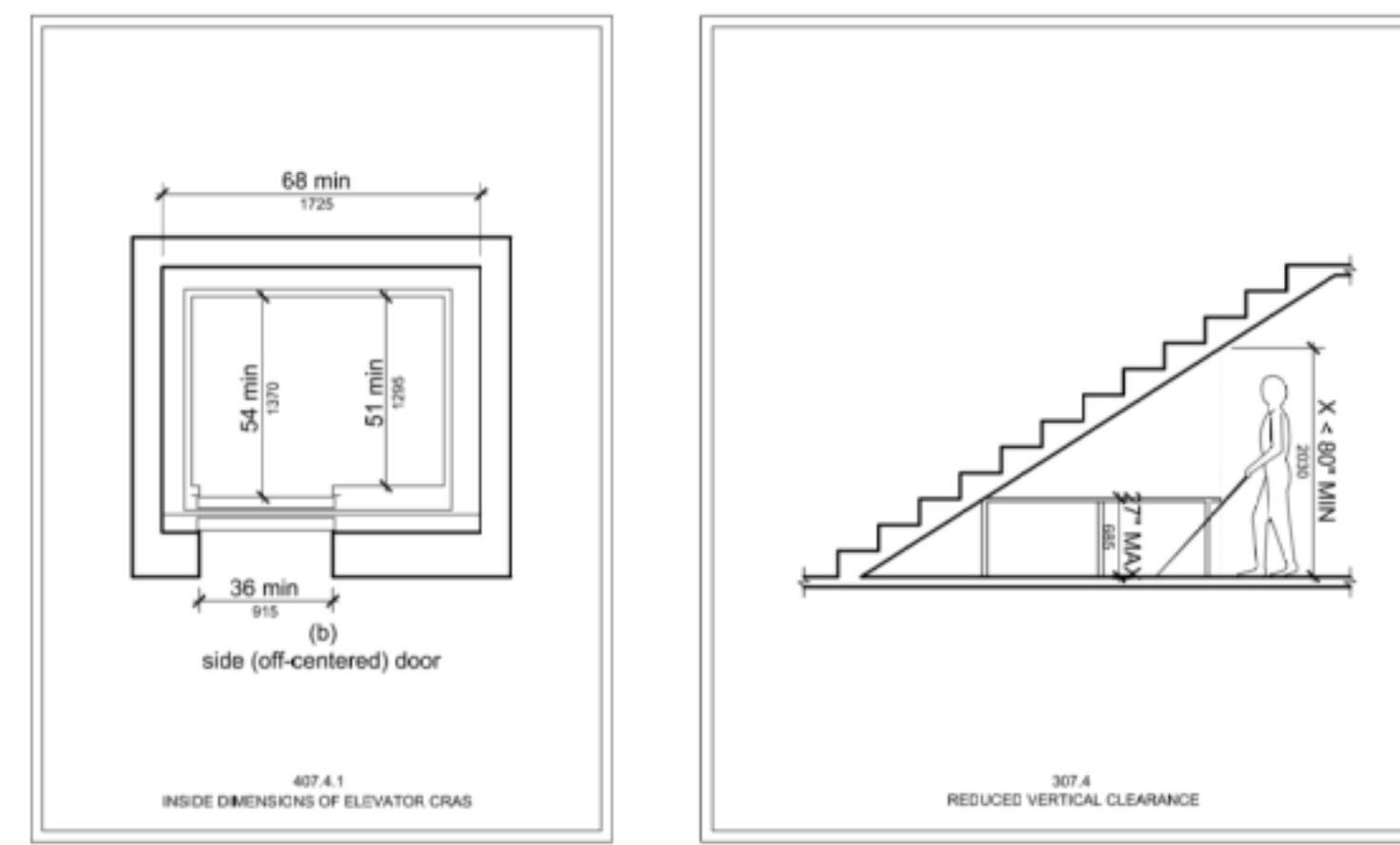
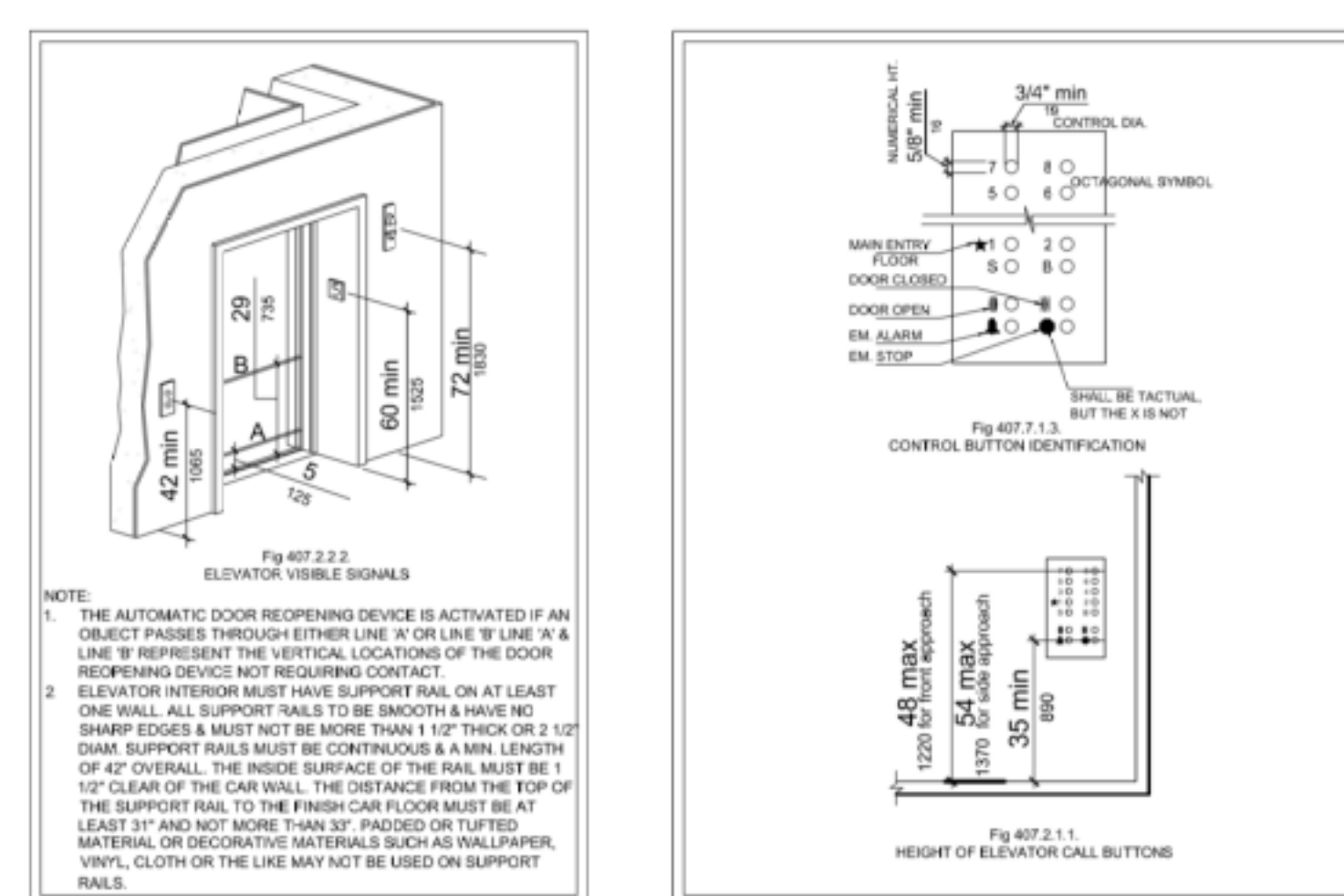
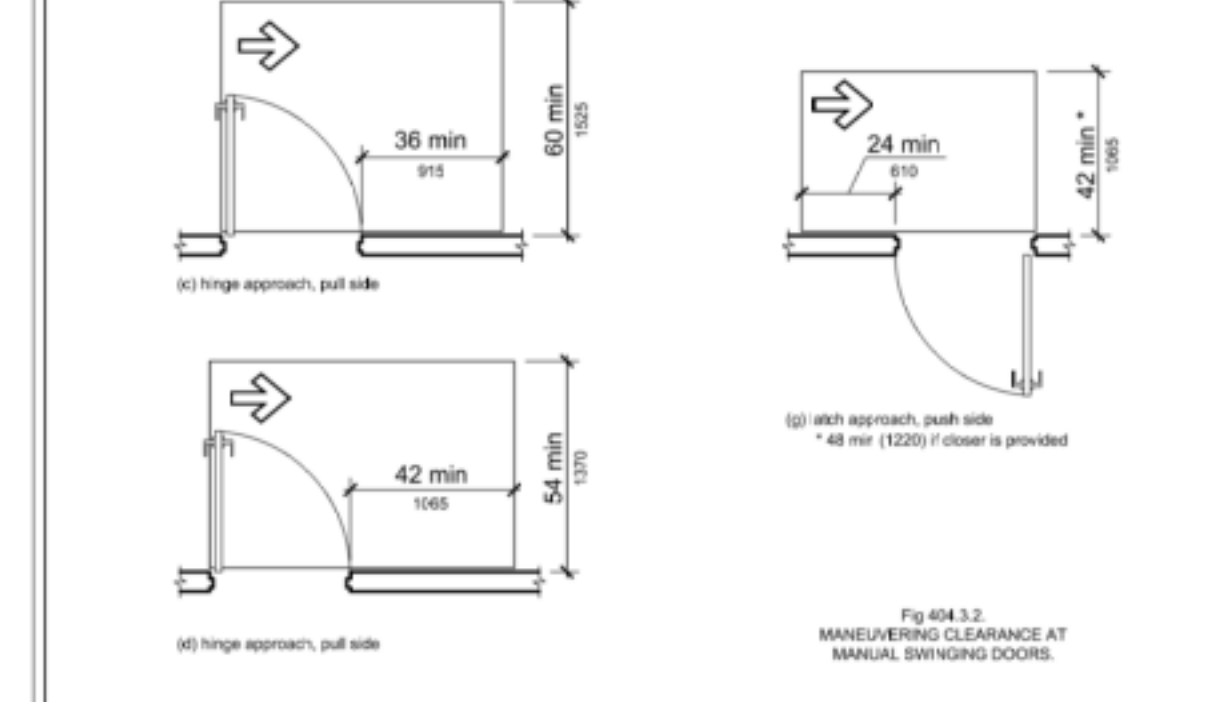
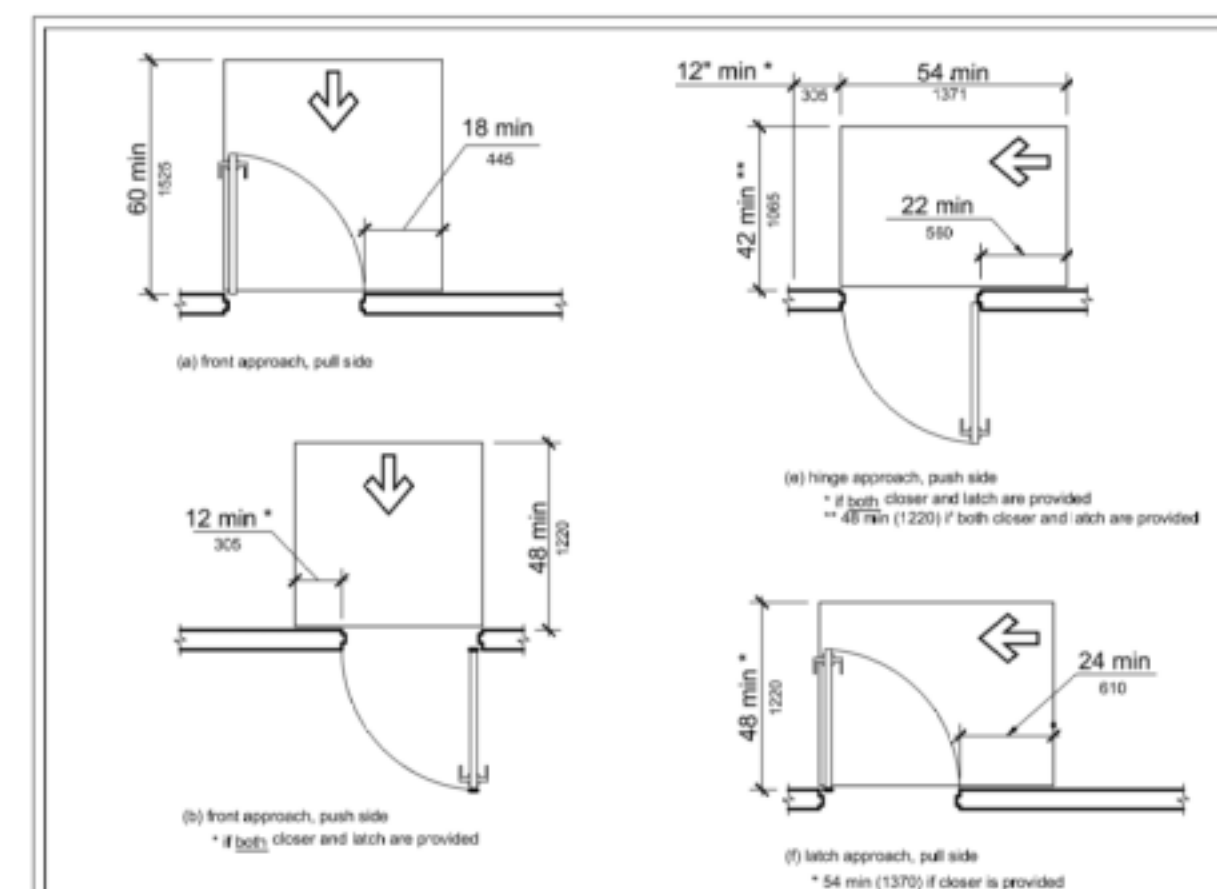
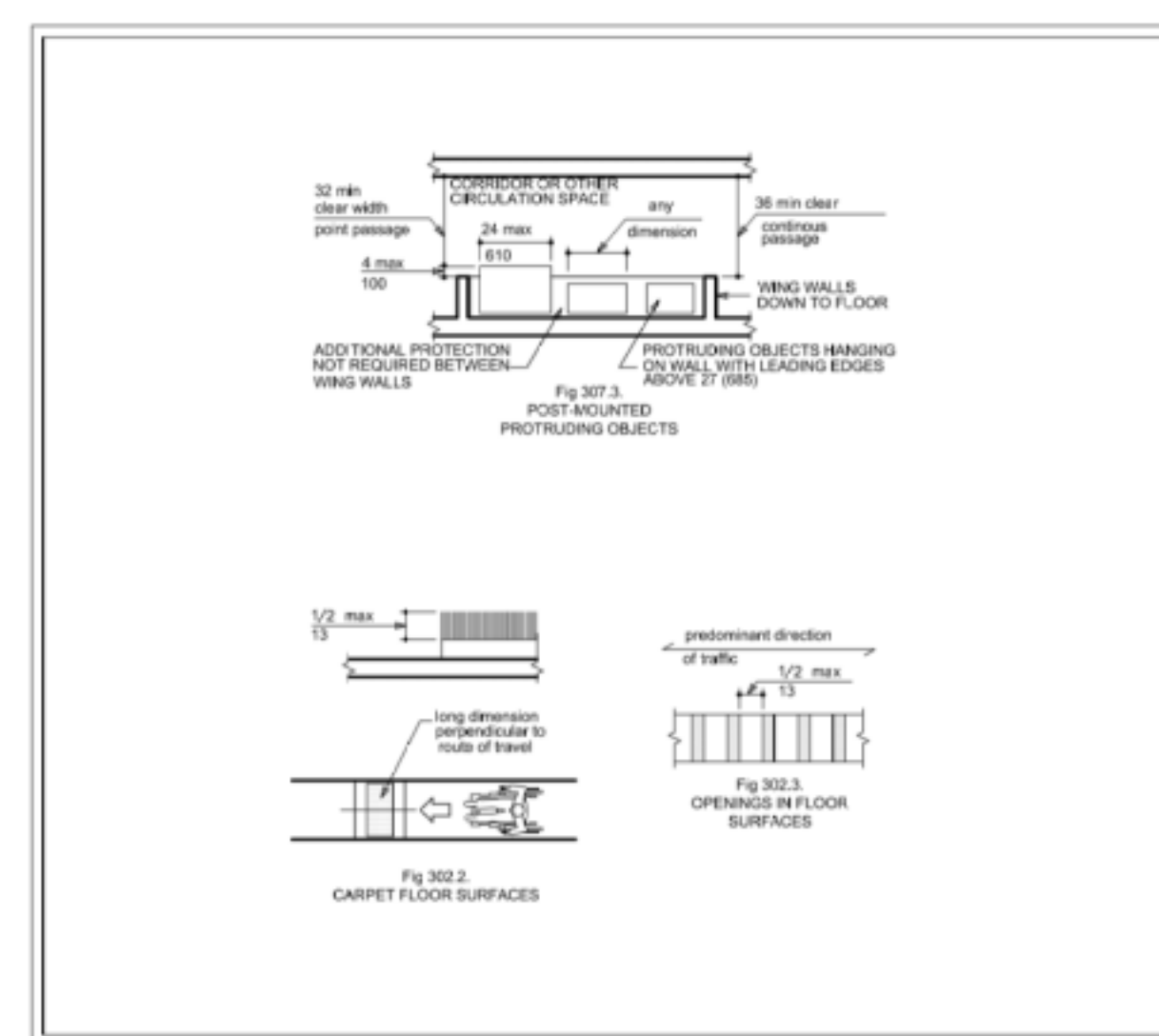
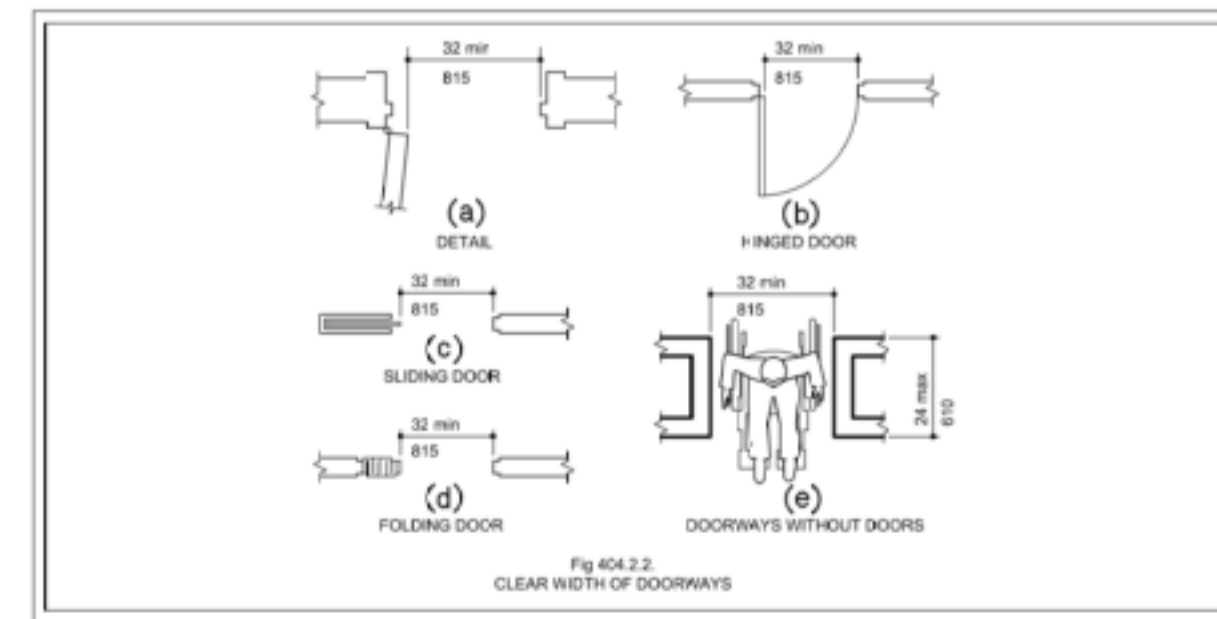
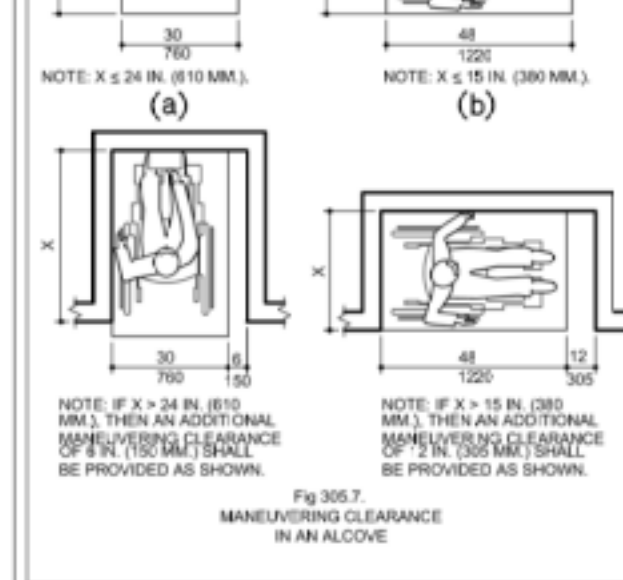
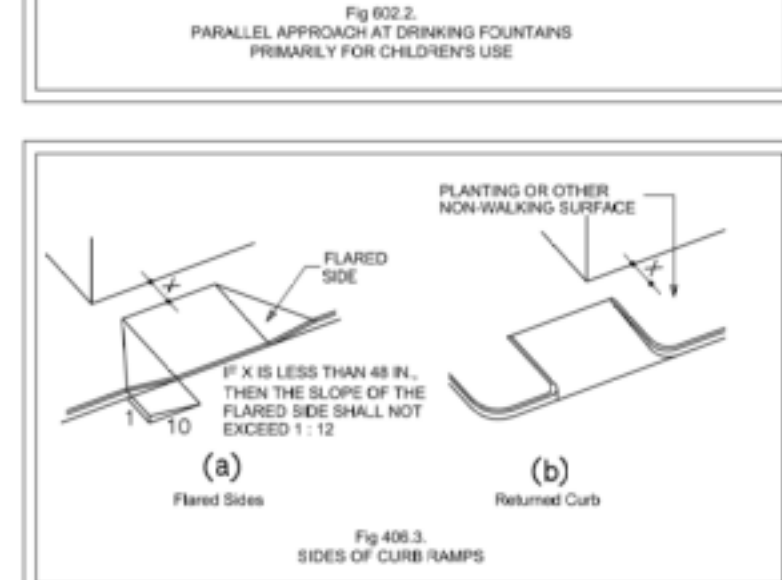
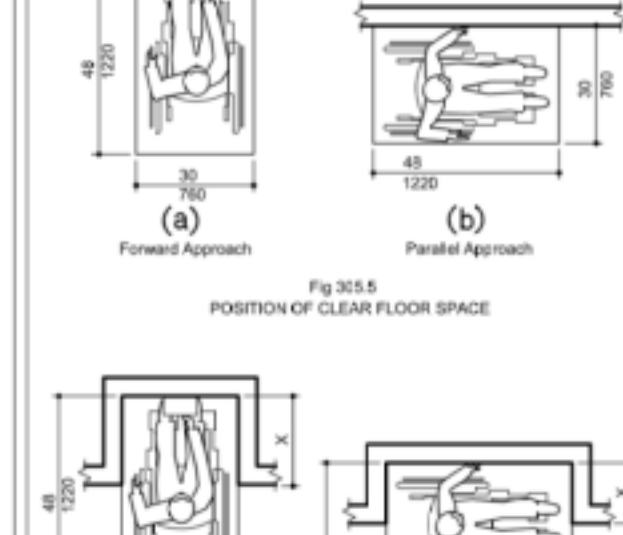
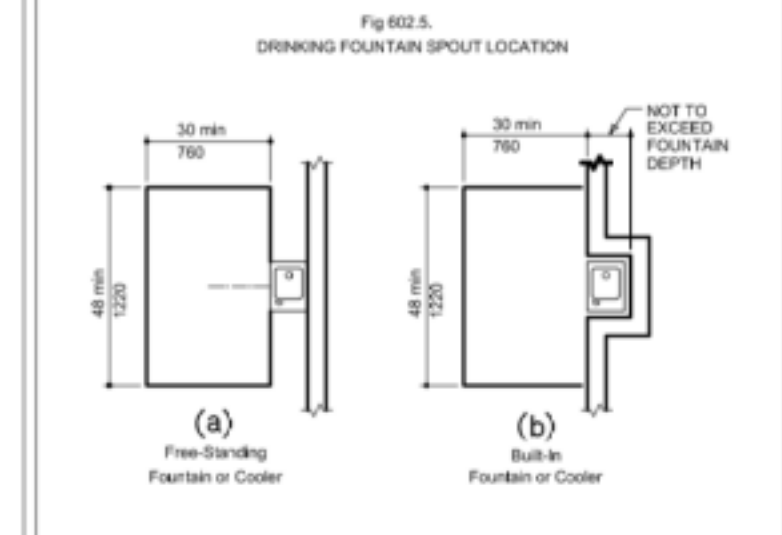
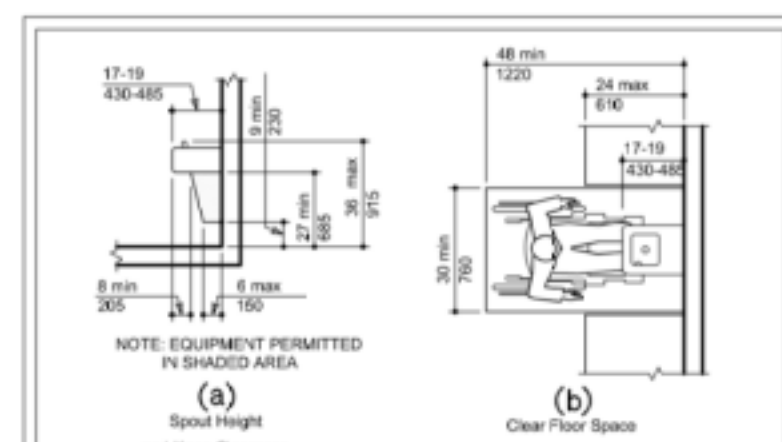

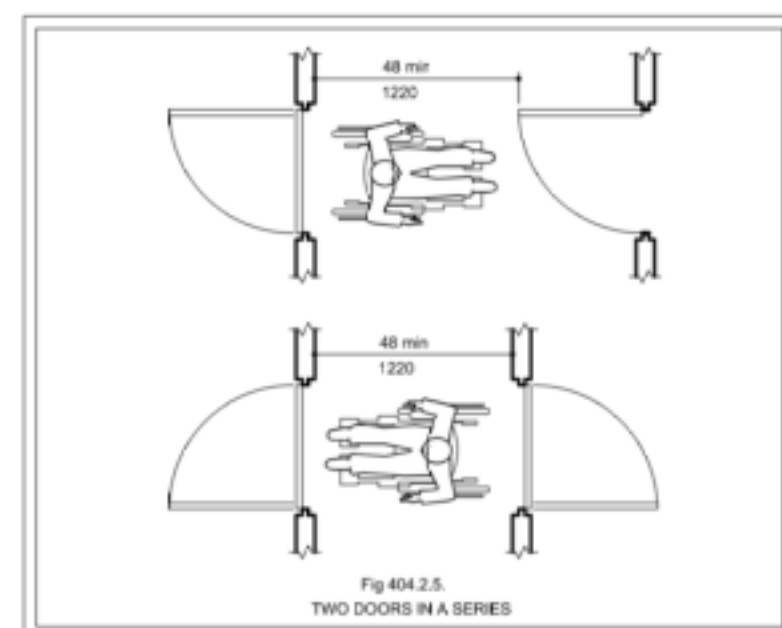
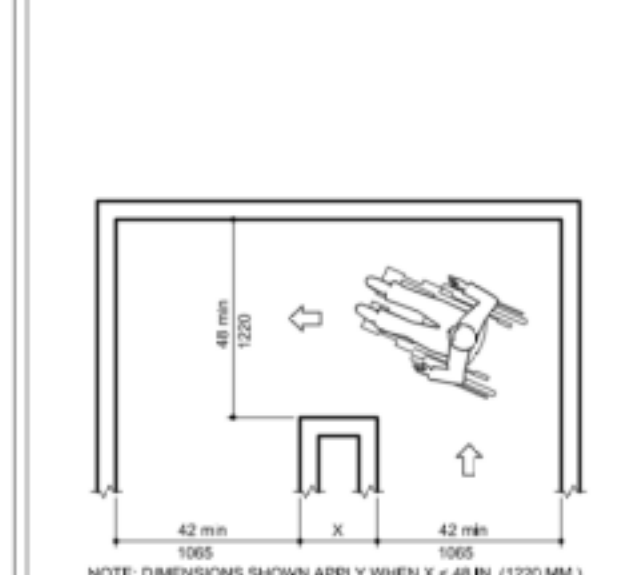
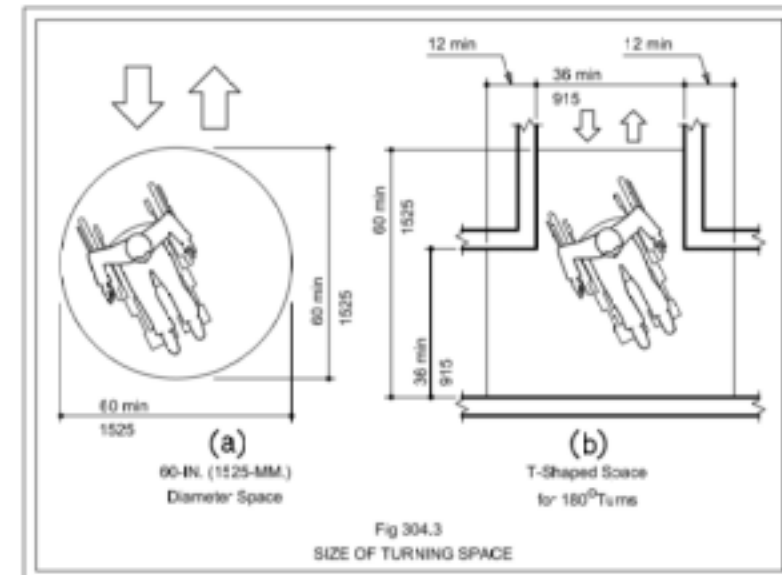
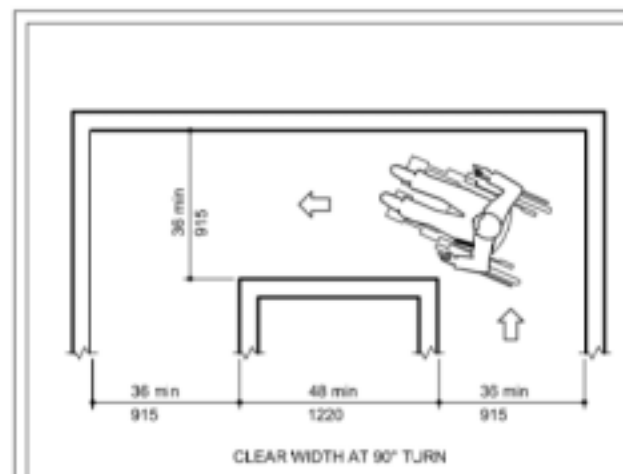
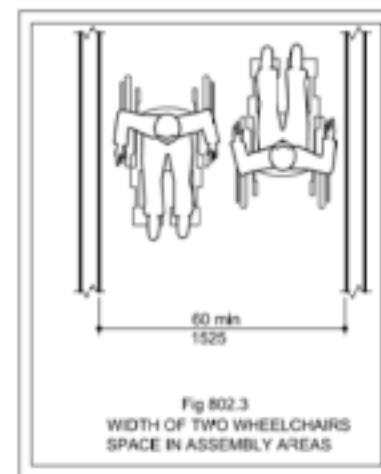
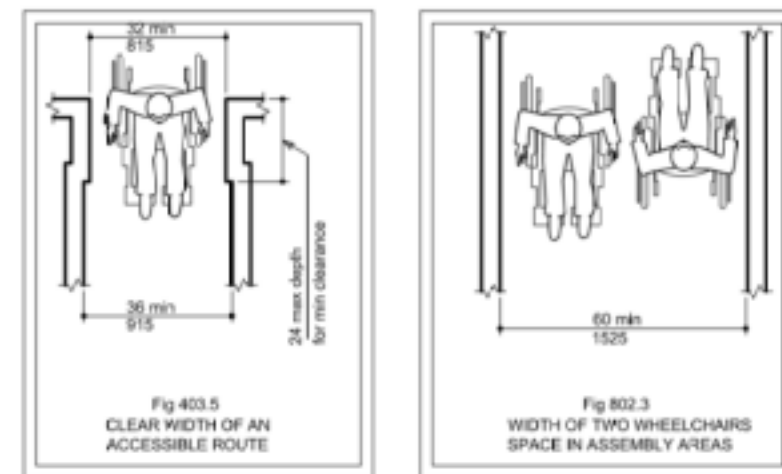
MELROSE COMMUNITY CENTER

ADA Diagrams

Project number PMFT-C-01  
Date DEC 01 2020  
Author +/- 14


A001

NEW YORK CITY ADA DIAGRAMS AS PER 2009 ICC/ ANSI A117.1



ADA NOTES

1. PROVIDE ACCESSIBLE MEANS OF EGRESS COMPLIANT WITH 2014 NEW YORK CITY BUILDING CODE [CH11] AND 2009 ICC/ANSI A117.1 CODE.
2. ALL TACTILE SIGNAGES TO BE TO BE MOUNTED AT 60" A.F.F. ON THE LATCH SIDE OF THE DOOR



Architect  
+/- 14

Architectural Consultant  
Stephen Ruiz  
PGAL

Structural Consultant  
Shinjinee Pathak  
Silman

Mechanical Consultant  
Oliver Meade  
BuroHappold

Enclosure Consultant  
Ryan Donaghy  
SHoP

Designers  
Jinseon Noh  
Jo Hee Lee  
John Trujillo  
Jui Yu Bianca Lin


NO.	DATE	REVISION
01	13 OCT 2020	SD SUBMISSION
02	01 DEC 2020	DD SUBMISSION

MELROSE COMMUNITY CENTER

ADA Diagrams

Project number PMFT-C-01  
Date DEC 01 2020  
Author +/- 14

A002



Architect  
+/- 14

Architectural Consultant  
Stephen Ruiz  
PGAL

Structural Consultant  
Shinjinee Pathak  
Silman

Mechanical Consultant  
Oliver Meade  
BuroHappold

Enclosure Consultant  
Ryan Donaghy  
SHoP

Designers

Jinseon Noh  
Jo Hee Lee  
John Trujillo  
Jui Yu Bianca Lin

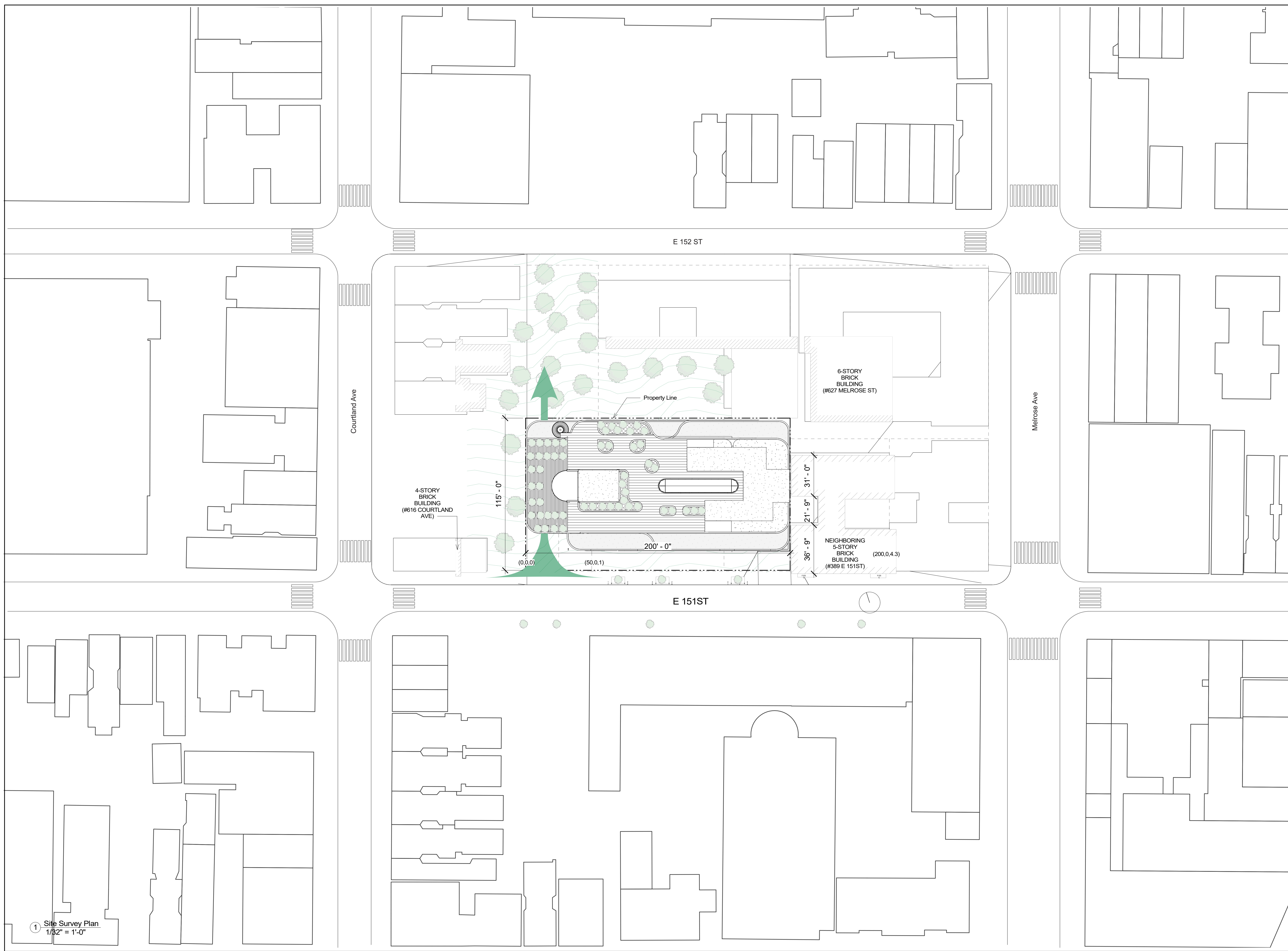
NO.	DATE	REVISION
01	13 OCT 2020	SD SUBMISSION
02	01 DEC 2020	DD SUBMISSION

# MELROSE COMMUNITY CENTER

## Site Plan

Project number	PMFT-C-01
Date	DEC 01 2020
Author	+/- 14

### A003



1 Site Survey Plan  
1/32" = 1'-0"



Architect  
+/- 14

Architectural Consultant  
Stephen Ruiz  
PGAL

Structural Consultant  
Shirjinee Pathak  
Silman

Mechanical Consultant  
Oliver Meade  
BuroHappold

Enclosure Consultant  
Ryan Donaghy  
SHoP

Designers

Jinseon Noh  
Jo Hee Lee  
John Trujillo  
Jui Yu Bianca Lin

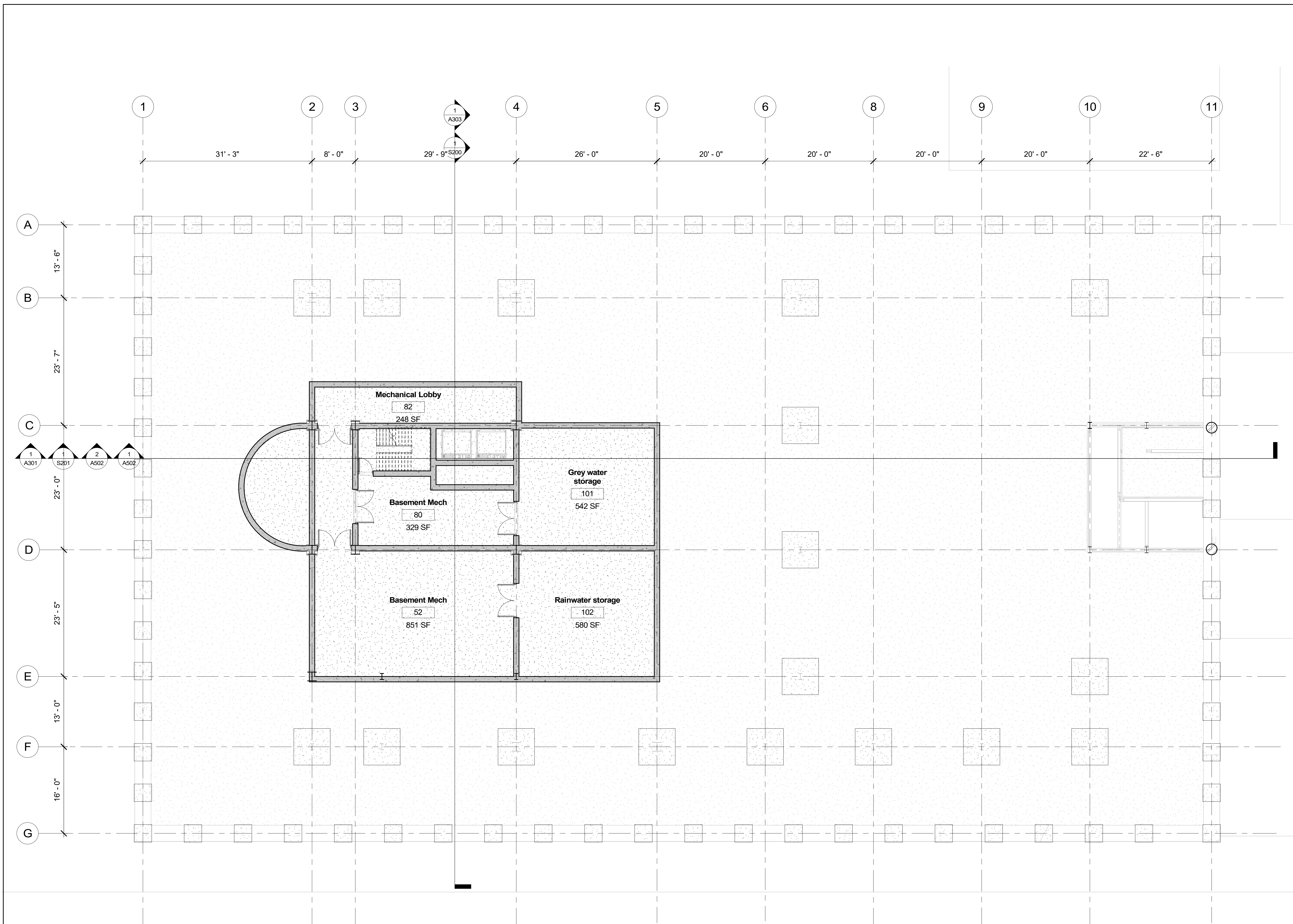
NO.	DATE	REVISION
01	13 OCT 2020	SD SUBMISSION
02	01 DEC 2020	DD SUBMISSION


# MELROSE COMMUNITY CENTER

## B2 Plan

Project number	PMFT-C-01
Date	DEC 01 2020
Author	+/- 14

A101





Architect  
+/- 14

Architectural Consultant  
Stephen Ruiz  
PGAL

Structural Consultant  
Shinjinee Pathak  
Silman

Mechanical Consultant  
Oliver Meade  
BuroHappold

Enclosure Consultant  
Ryan Donaghy  
SHoP

Designers

Jinseon Noh  
Jo Hee Lee  
John Trujillo  
Jui Yu Bianca Lin

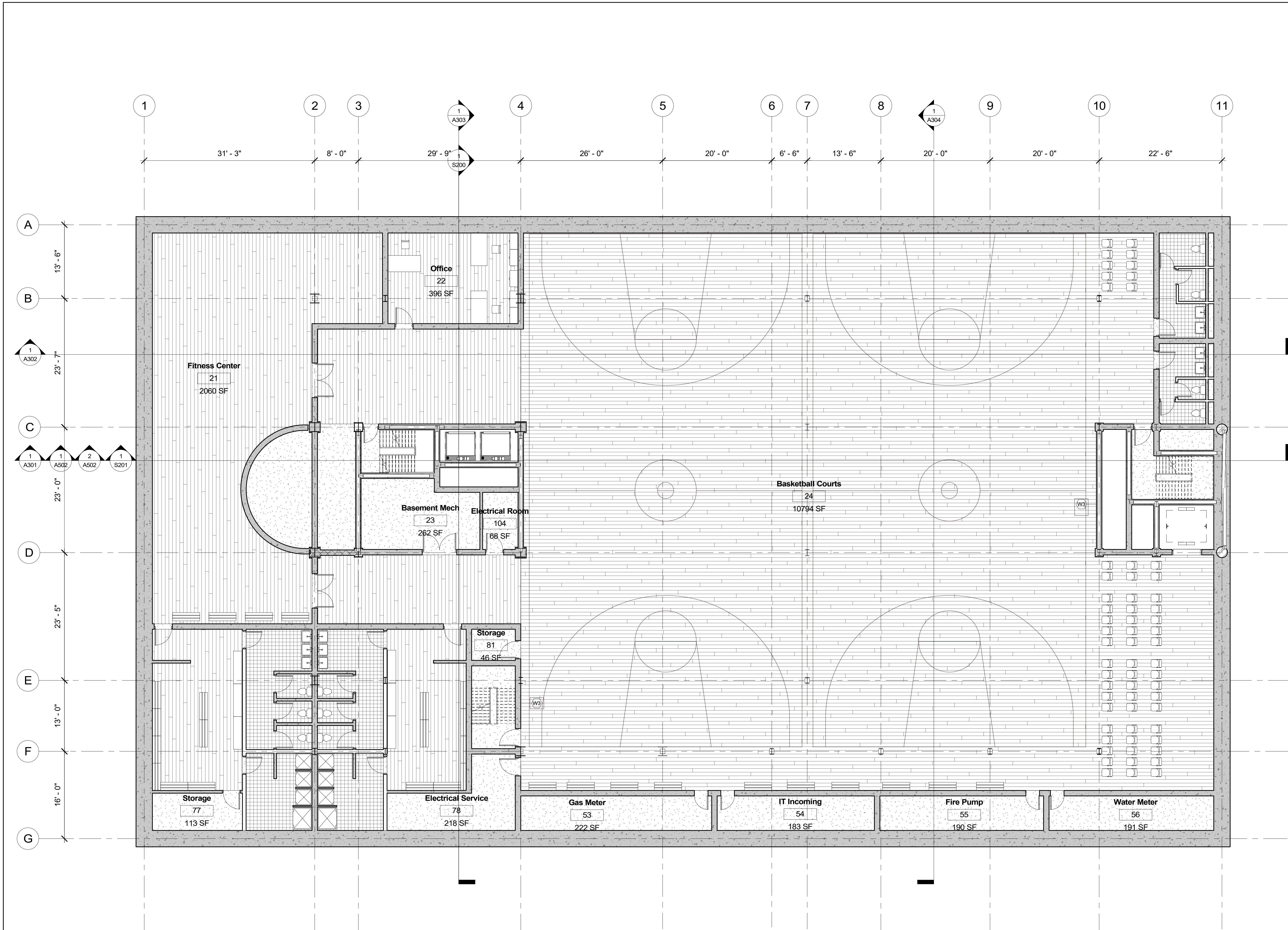
NO.	DATE	REVISION
01	13 OCT 2020	SD SUBMISSION
02	01 DEC 2020	DD SUBMISSION

# MELROSE COMMUNITY CENTER

## B1 Plan

Project number	PMFT-C-01
Date	DEC 01 2020
Author	+/- 14

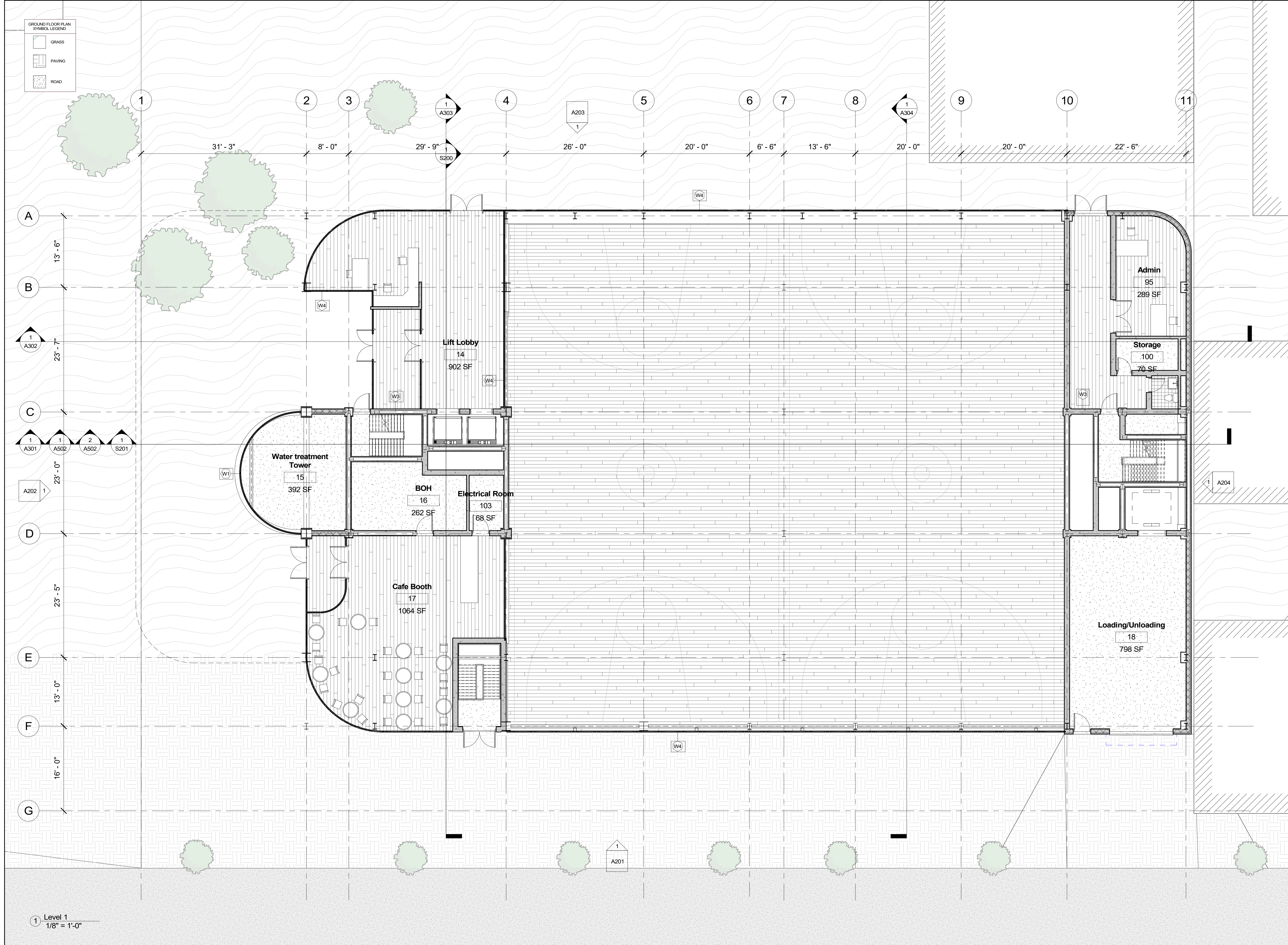

A102



Level B1  
1/8" = 1'-0"

GROUND FLOOR PLAN  
SYMBOL LEGEND

- GRASS
- PAVING
- ROAD



**Architect**  
+/- 14

**Architectural Consultant**  
Stephen Ruiz  
PGAL

**Structural Consultant**  
Shinjinee Pathak  
Silman

**Mechanical Consultant**  
Oliver Meade  
BuroHappold

**Enclosure Consultant**  
Ryan Donaghy  
SHoP

**Designers**  
Jinseon Noh  
Jo Hee Lee  
John Trujillo  
Jui Yu Bianca Lin

NO.	DATE	REVISION
01	13 OCT 2020	SD SUBMISSION
02	01 DEC 2020	DD SUBMISSION


# MELROSE COMMUNITY CENTER

## Ground Floor Plan

Project number **PMFT-C-01**  
Date **DEC 01 2020**  
Author **+/- 14**

**A103**

1 Level 1  
1/8" = 1'-0"



Architect  
+/- 14

Architectural Consultant  
Stephen Ruiz  
PGAL

Structural Consultant  
Shirinee Pathak  
Silman

Mechanical Consultant  
Oliver Meade  
BuroHappold

Enclosure Consultant  
Ryan Donaghy  
SHoP

Designers

Jinseon Noh  
Jo Hee Lee  
John Trujillo  
Jui Yu Bianca Lin

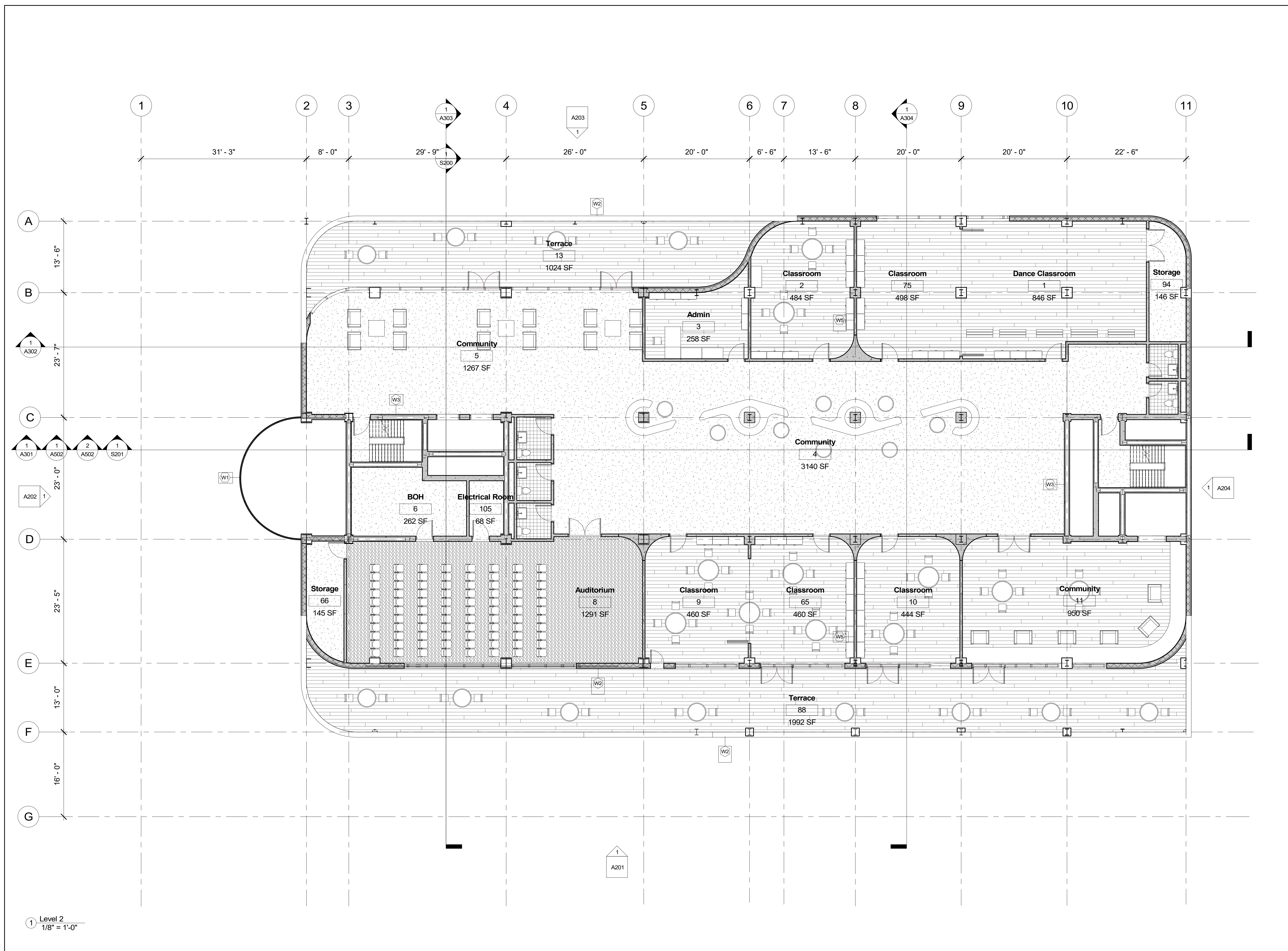
NO.	DATE	REVISION
01	13 OCT 2020	SD SUBMISSION
02	01 DEC 2020	DD SUBMISSION

# MELROSE COMMUNITY CENTER

## 2nd Floor Plan


Project number	PMFT-C-01
Date	DEC 01 2020
Author	+/- 14

A104



1 Level 2  
1/8" = 1'-0"

12/1/2020 3:51:59 PM



Architect  
+/- 14

Architectural Consultant  
Stephen Ruiz  
PGAL

Structural Consultant  
Shirjinee Pathak  
Silman

Mechanical Consultant  
Oliver Meade  
BuroHappold

Enclosure Consultant  
Ryan Donaghy  
SHoP

Designers

Jinseon Noh  
Jo Hee Lee  
John Trujillo  
Jui Yu Bianca Lin

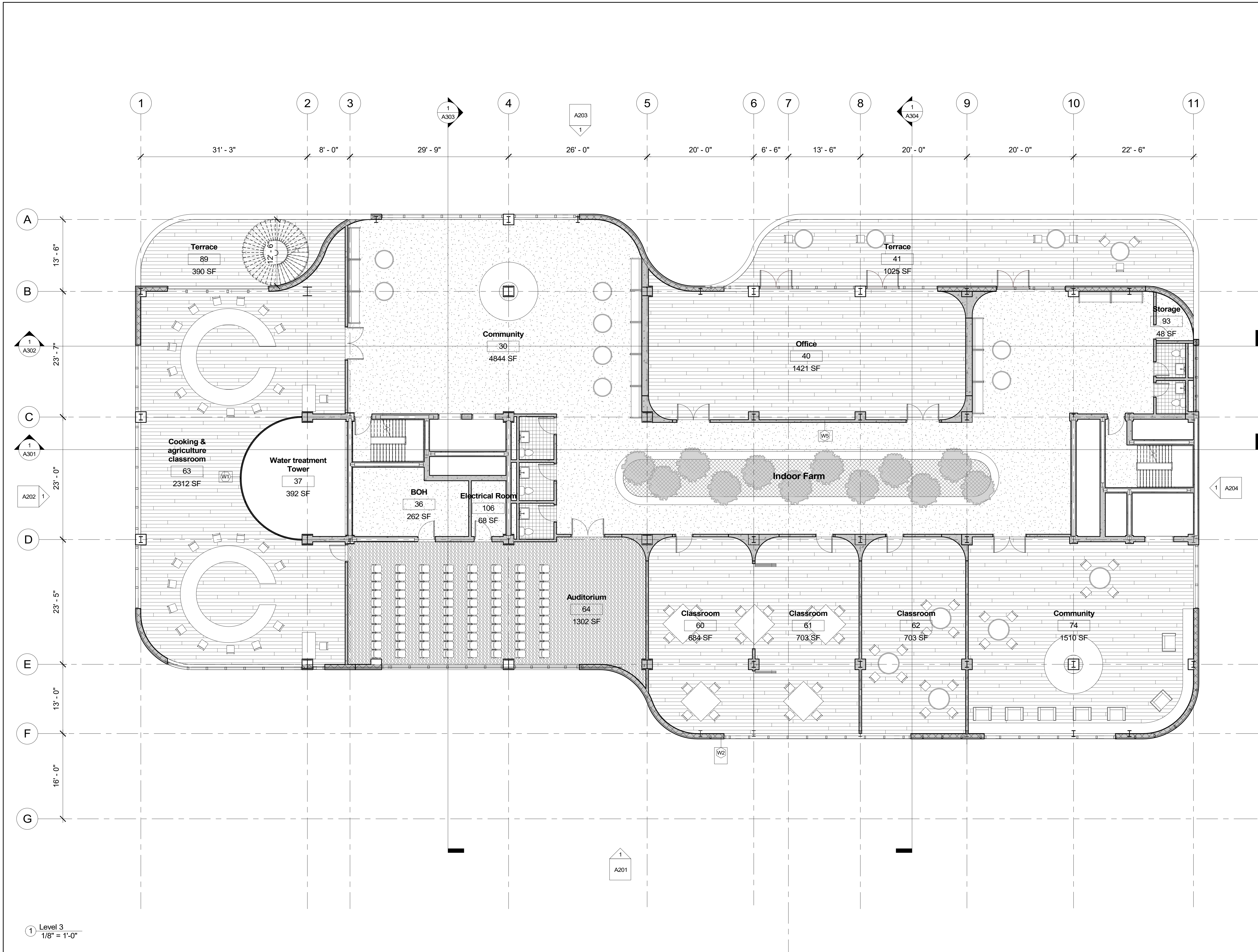
NO.	DATE	REVISION
01	13 OCT 2020	SD SUBMISSION
02	01 DEC 2020	DD SUBMISSION

# MELROSE COMMUNITY CENTER


## 3rd Floor Plan

Project number	PMFT-C-01
Date	DEC 01 2020
Author	+/- 14

A105



Level 3  
1/8" = 1'-0"



Architect  
+/- 14

Architectural Consultant  
Stephen Ruiz  
PGAL

Structural Consultant  
Shirjinee Pathak  
Silman

Mechanical Consultant  
Oliver Meade  
BuroHappold

Enclosure Consultant  
Ryan Donaghy  
SHoP

Designers  
Jinseon Noh  
Jo Hee Lee  
John Trujillo  
Jui Yu Bianca Lin

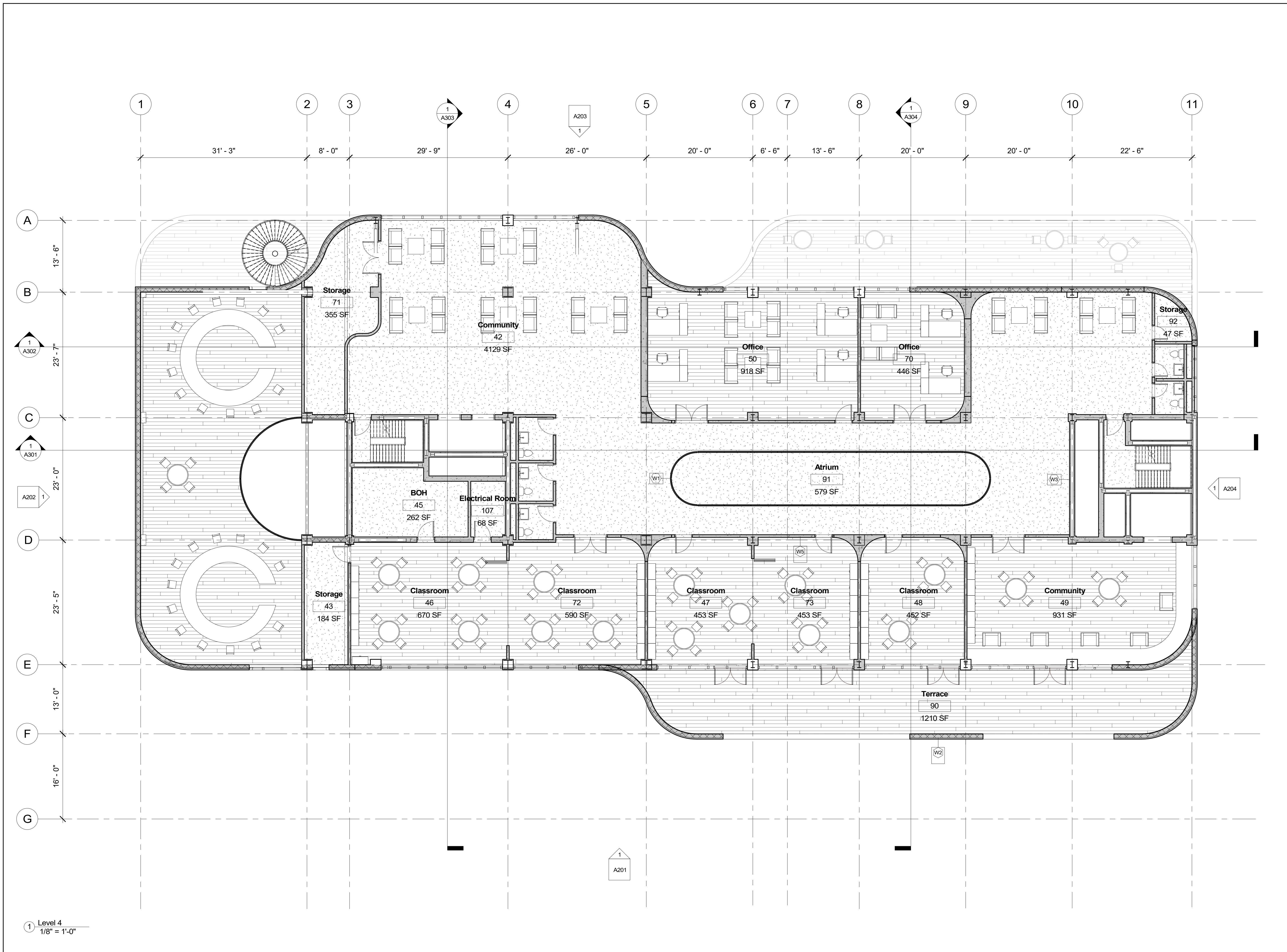
NO.	DATE	REVISION
01	13 OCT 2020	SD SUBMISSION
02	01 DEC 2020	DD SUBMISSION

# MELROSE COMMUNITY CENTER

## 4th Floor Plan

Project number	PMFT-C-01
Date	DEC 01 2020
Author	+/- 14

A106



1 Level 4  
1/8" = 1'-0"

Architect  
+/- 14

Architectural Consultant  
Stephen Ruiz  
PGAL

Structural Consultant  
Shirjinee Pathak  
Silman

Mechanical Consultant  
Oliver Meade  
BuroHappold

Enclosure Consultant  
Ryan Donaghy  
SHoP

Designers  
Jinseon Noh  
Jo Hee Lee  
John Trujillo  
Jui Yu Bianca Lin

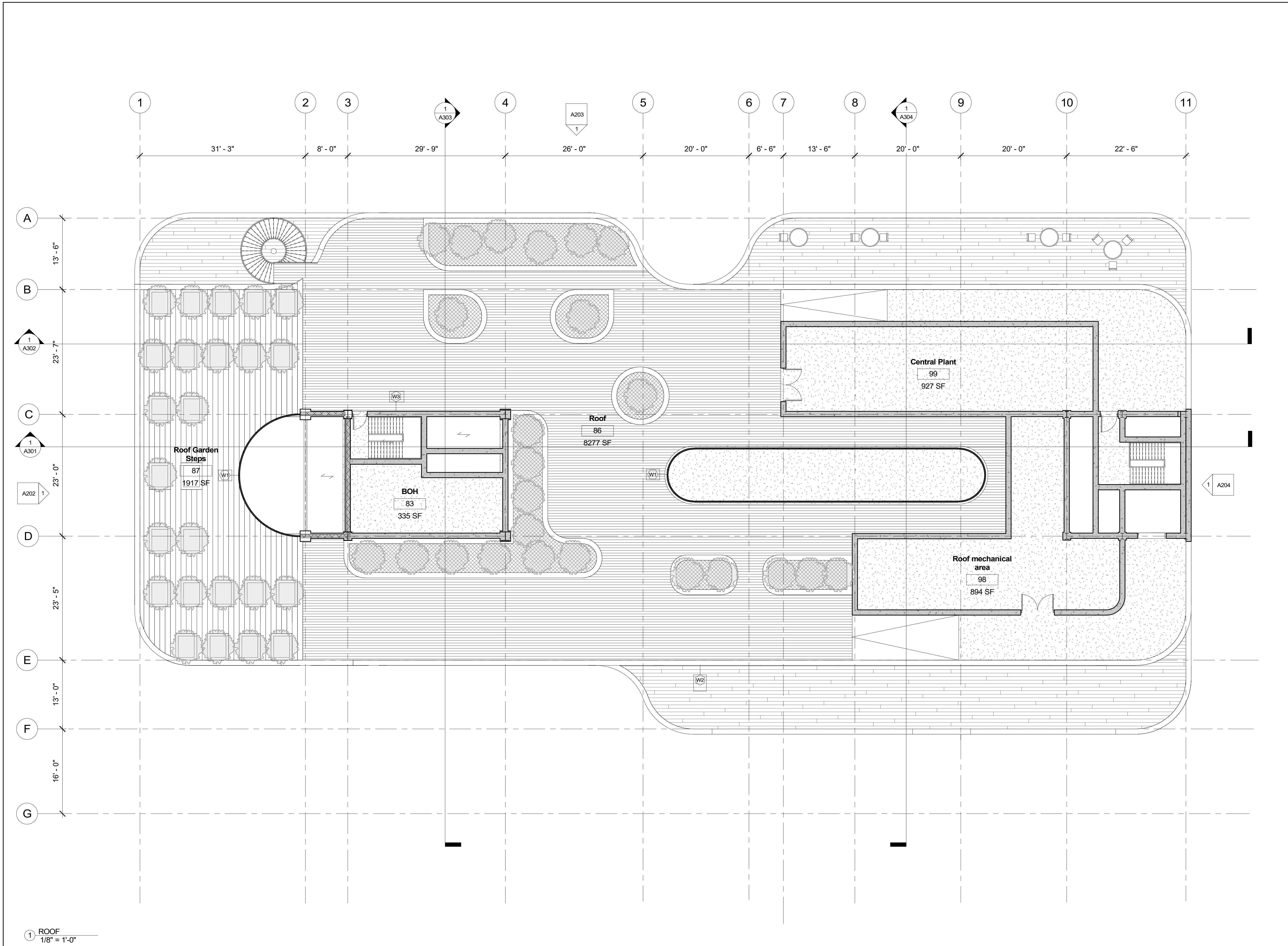
NO.	DATE	REVISION
01	13 OCT 2020	SD SUBMISSION
02	01 DEC 2020	DD SUBMISSION


MELROSE  
COMMUNITY  
CENTER

Roof Plan

Project number	PMFT-C-01
Date	DEC 01 2020
Author	+/- 14

A107





Architect  
+/- 14

Architectural Consultant  
Stephen Ruiz  
PGAL

Structural Consultant  
Shinjinee Pathak  
Silman

Mechanical Consultant  
Oliver Meade  
BuroHappold

Enclosure Consultant  
Ryan Donaghy  
SHoP

Designers

Jinseon Noh  
Jo Hee Lee  
John Trujillo  
Jui Yu Bianca Lin

NO.	DATE	REVISION
01	13 OCT 2020	SD SUBMISSION
02	01 DEC 2020	DD SUBMISSION

MELROSE  
COMMUNITY  
CENTER

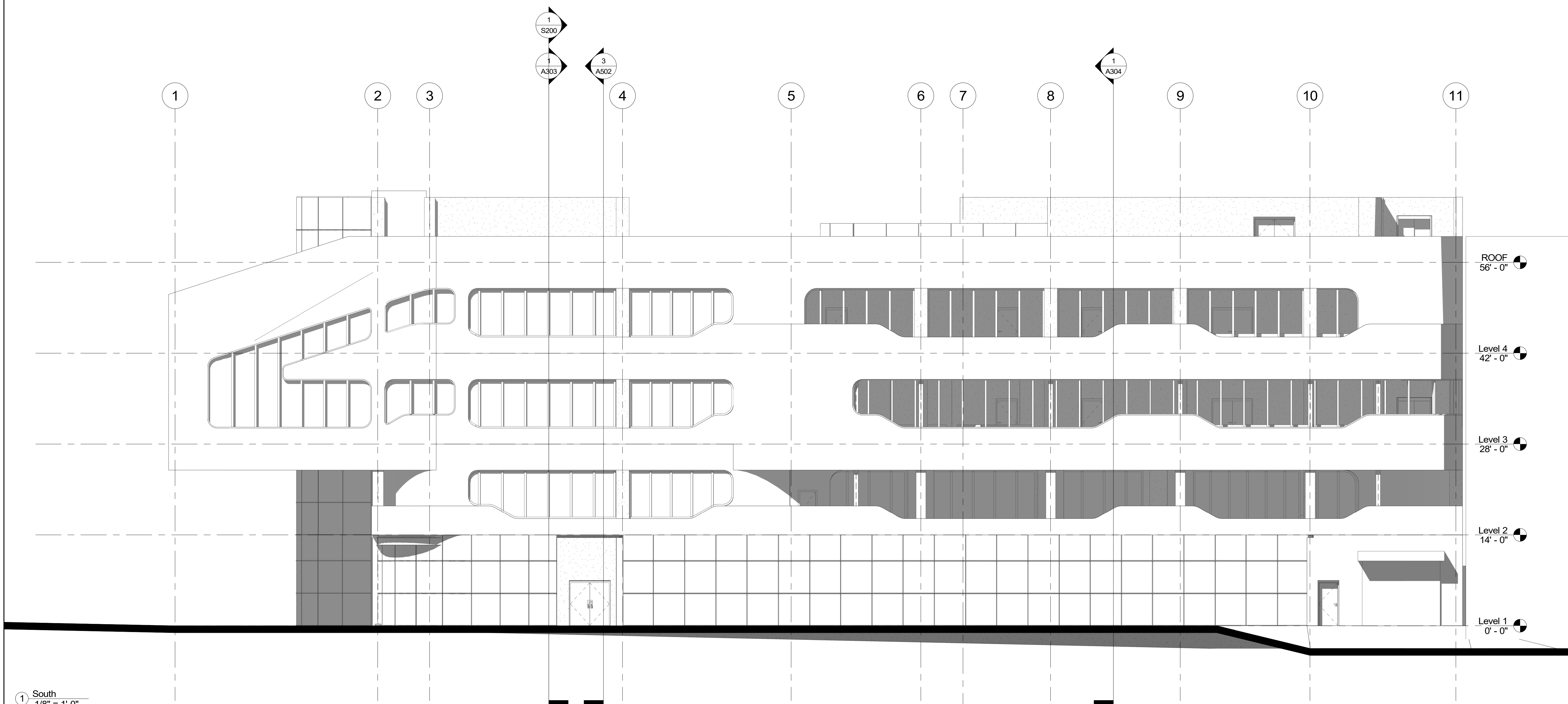
South Elevation

Project number PMFT-C-01

Date DEC 01 2020


Author +/- 14

A201



1 South  
1/8" = 1'-0"





Architect  
+/- 14

Architectural Consultant  
Stephen Ruiz  
PGAL

Structural Consultant  
Shirjinee Pathak  
Silman

Mechanical Consultant  
Oliver Meade  
BuroHappold

Enclosure Consultant  
Ryan Donaghy  
SHoP

Designers

Jinseon Noh  
Jo Hee Lee  
John Trujillo  
Jui Yu Bianca Lin

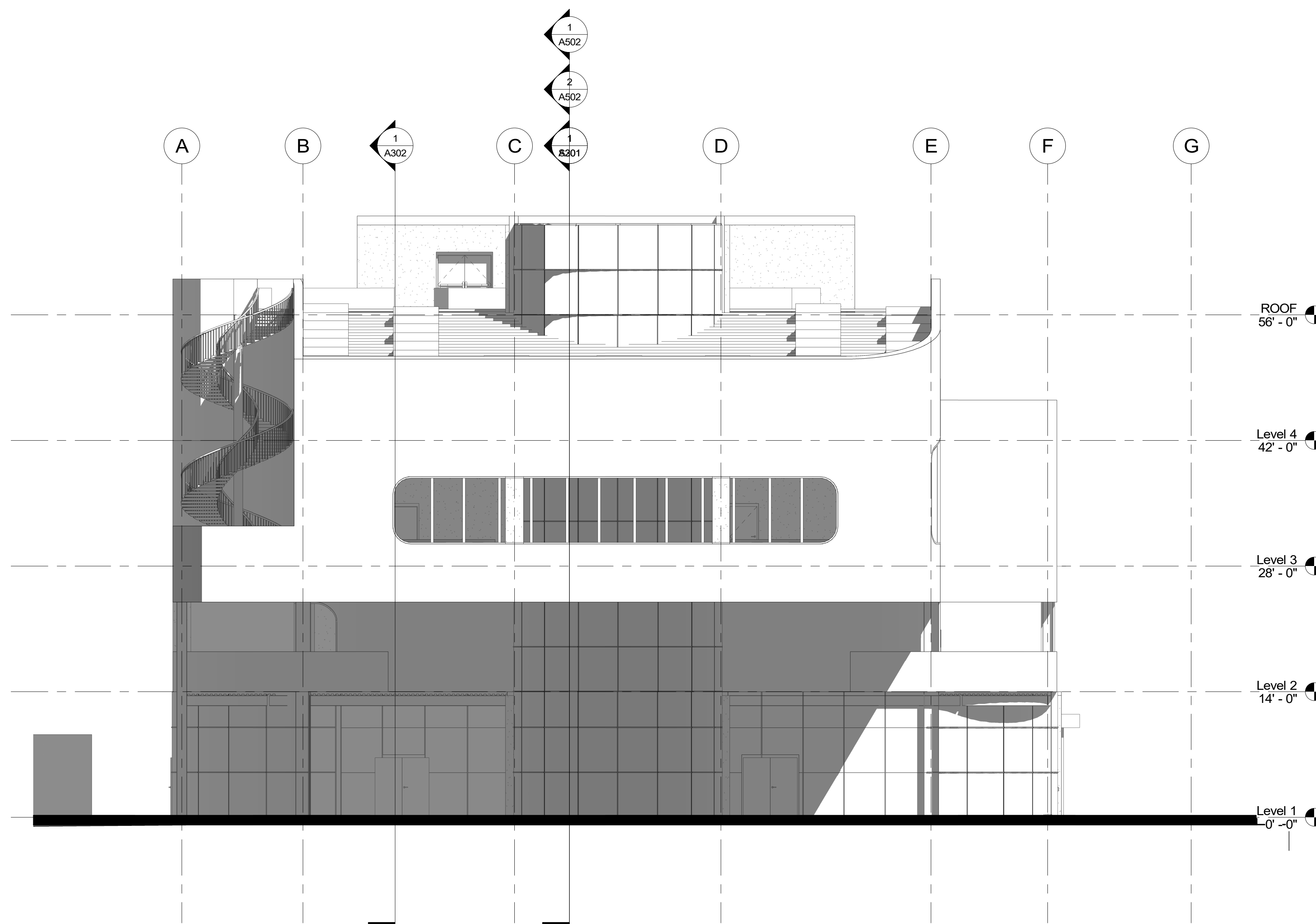
NO.	DATE	REVISION
01	13 OCT 2020	SD SUBMISSION
02	01 DEC 2020	DD SUBMISSION

MELROSE  
COMMUNITY  
CENTER


West Elevation

Project number	PMFT-C-01
Date	DEC 01 2020
Author	+/- 14

A202



① West  
1/8" = 1'-0"



Architect  
+/- 14

Architectural Consultant  
Stephen Ruiz  
PGAL

Structural Consultant  
Shinjinee Pathak  
Silman

Mechanical Consultant  
Oliver Meade  
BuroHappold

Enclosure Consultant  
Ryan Donaghy  
SHoP

Designers  
Jinseon Noh  
Jo Hee Lee  
John Trujillo  
Jui Yu Bianca Lin

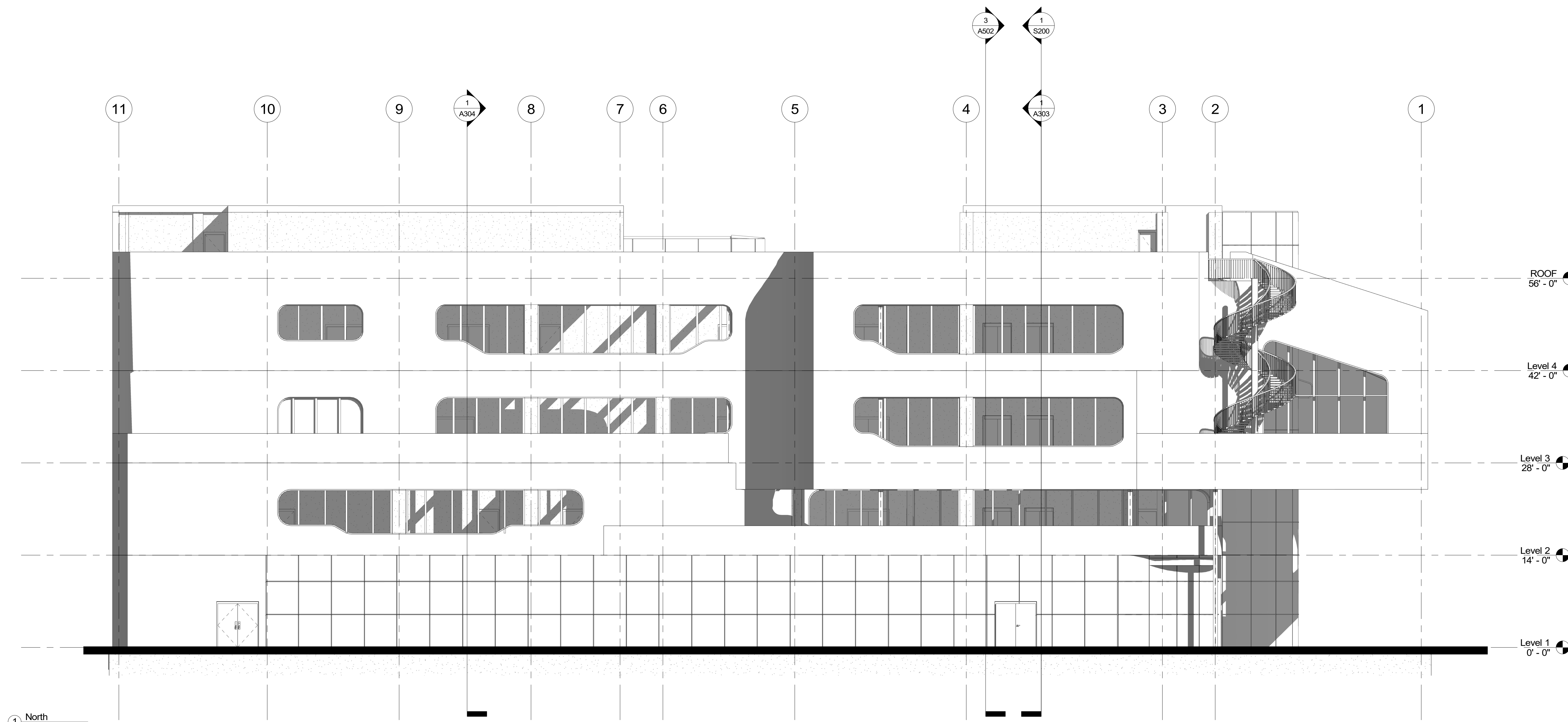
NO.	DATE	REVISION
01	13 OCT 2020	SD SUBMISSION
02	01 DEC 2020	DD SUBMISSION

# MELROSE COMMUNITY CENTER


## North Elevation

Project number	PMFT-C-01
Date	DEC 01 2020
Author	+/- 14

A203



1 North  
1/8" = 1'-0"



Architect  
+/- 14

Architectural Consultant  
Stephen Ruiz  
PGAL

Structural Consultant  
Shinjinee Pathak  
Silman

Mechanical Consultant  
Oliver Meade  
BuroHappold

Enclosure Consultant  
Ryan Donaghy  
SHoP

Designers

Jinseon Noh  
Jo Hee Lee  
John Trujillo  
Jui Yu Bianca Lin

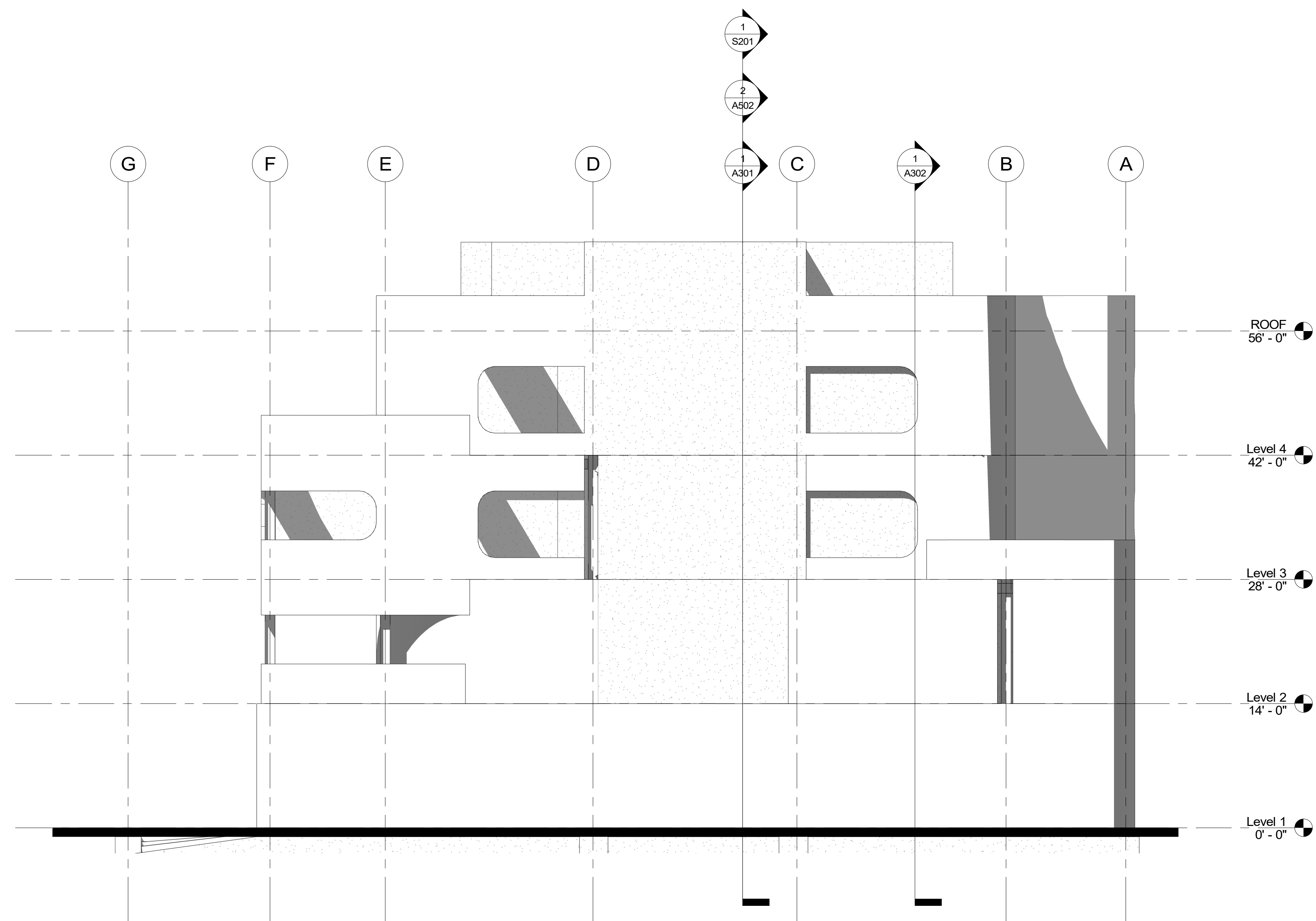
NO.	DATE	REVISION
01	13 OCT 2020	SD SUBMISSION
02	01 DEC 2020	DD SUBMISSION

# MELROSE COMMUNITY CENTER

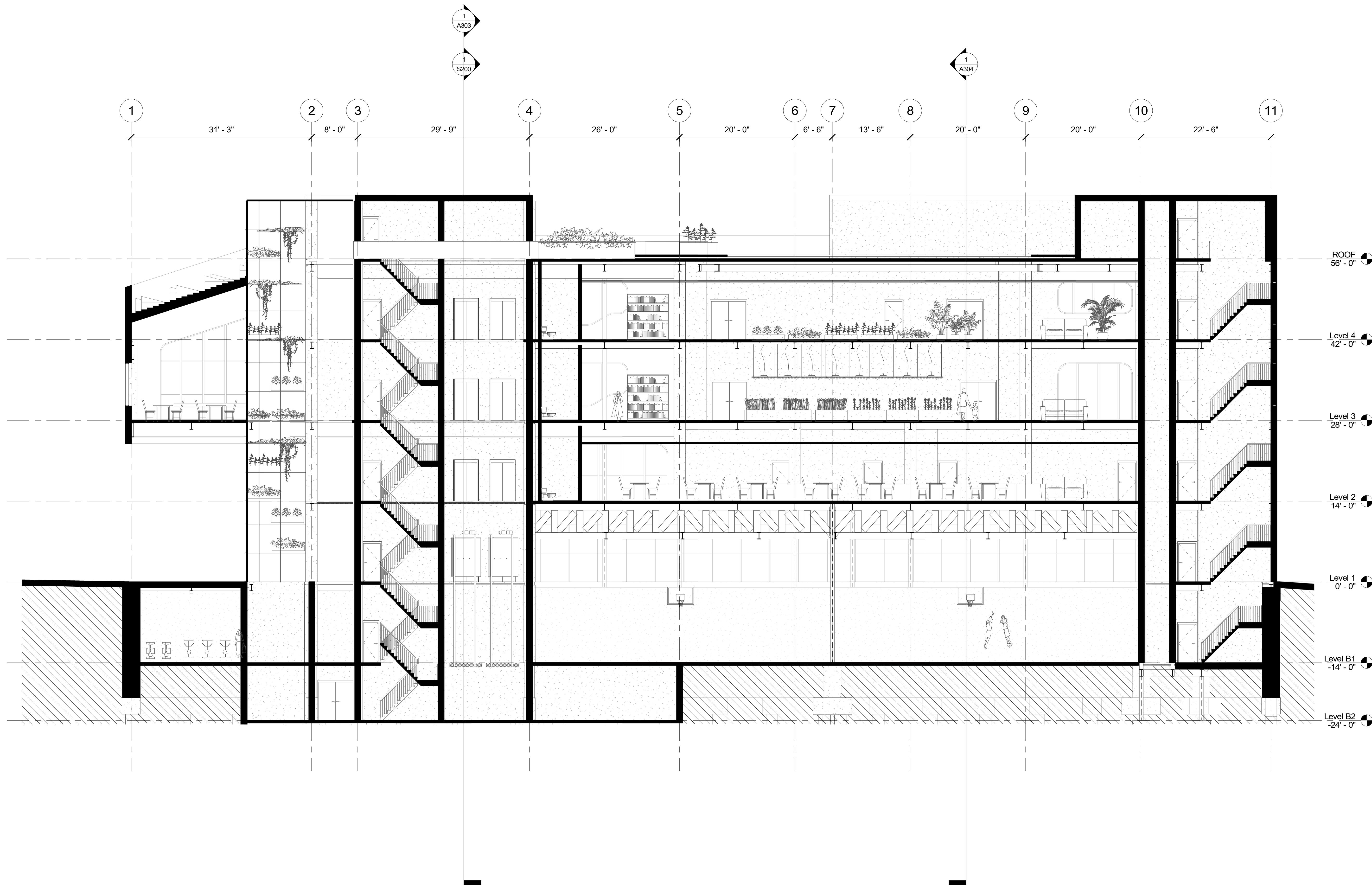
## East Elevation

Project number	PMFT-C-01
Date	DEC 01 2020
Author	+/- 14

A204



1 East  
1/8" = 1'-0"



**Architect**  
+/- 14

**Architectural Consultant**  
Stephen Ruiz  
PGAL

**Structural Consultant**  
Shinjinee Pathak  
Silman

**Mechanical Consultant**  
Oliver Meade  
BuroHappold

**Enclosure Consultant**  
Ryan Donaghy  
SHoP

**Designers**  
Jinseon Noh  
Jo Hee Lee  
John Trujillo  
Jui Yu Bianca Lin

NO.	DATE	REVISION
01	13 OCT 2020	SD SUBMISSION
02	01 DEC 2020	DD SUBMISSION

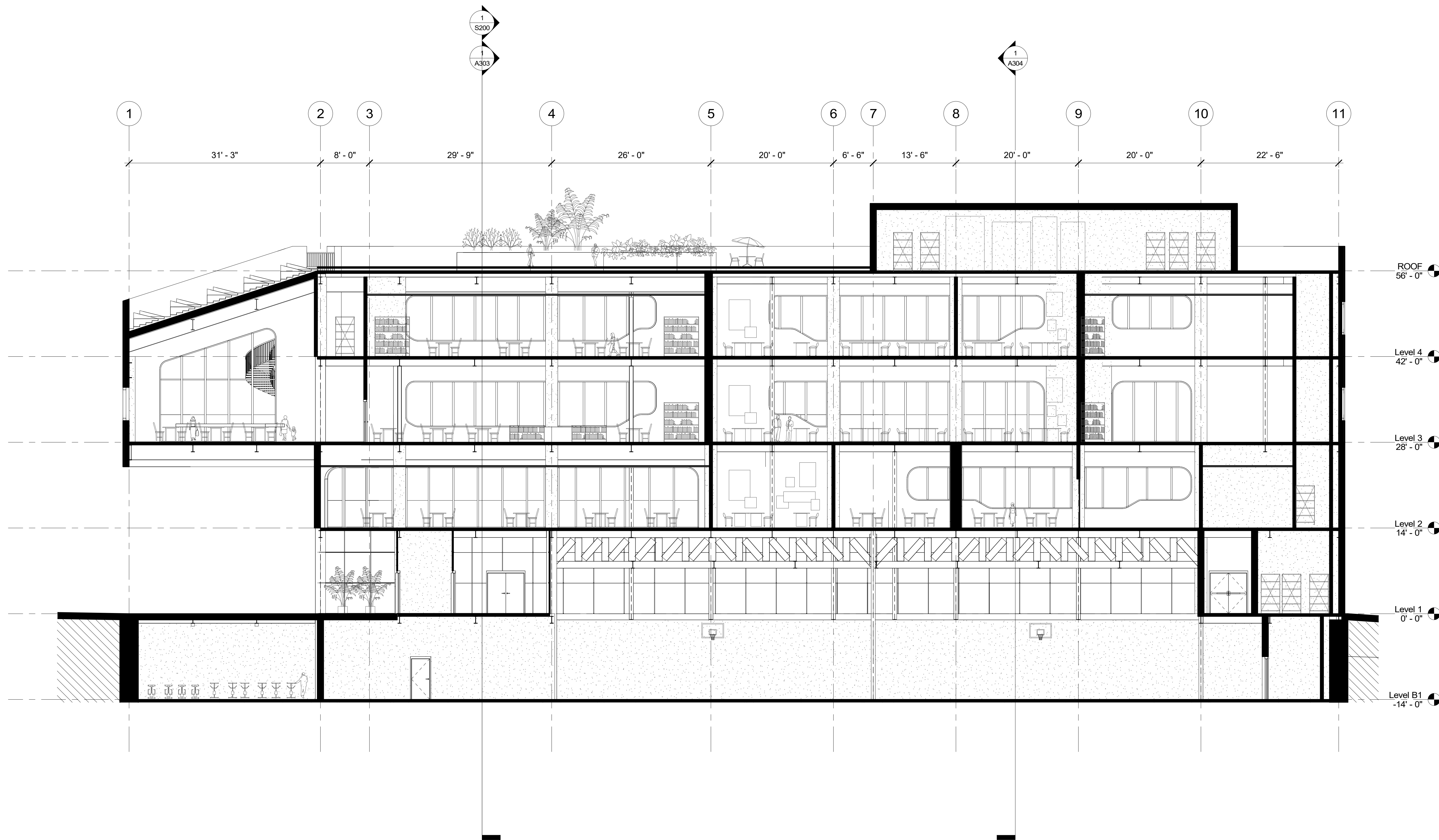
**MELROSE  
COMMUNITY  
CENTER**

**W-E Section-1**

Project number **PMFT-C-01**  
Date **DEC 01 2020**  
Author **+/- 14**

**A301**

Section 1  
1/8" = 1'-0"



**Architect**  
+/- 14

**Architectural Consultant**  
Stephen Ruiz  
PGAL

**Structural Consultant**  
Shinjinee Pathak  
Silman

**Mechanical Consultant**  
Oliver Meade  
BuroHappold

**Enclosure Consultant**  
Ryan Donaghy  
SHoP

**Designers**  
Jinseon Noh  
Jo Hee Lee  
John Trujillo  
Jui Yu Bianca Lin

NO.	DATE	REVISION
01	13 OCT 2020	SD SUBMISSION
02	01 DEC 2020	DD SUBMISSION

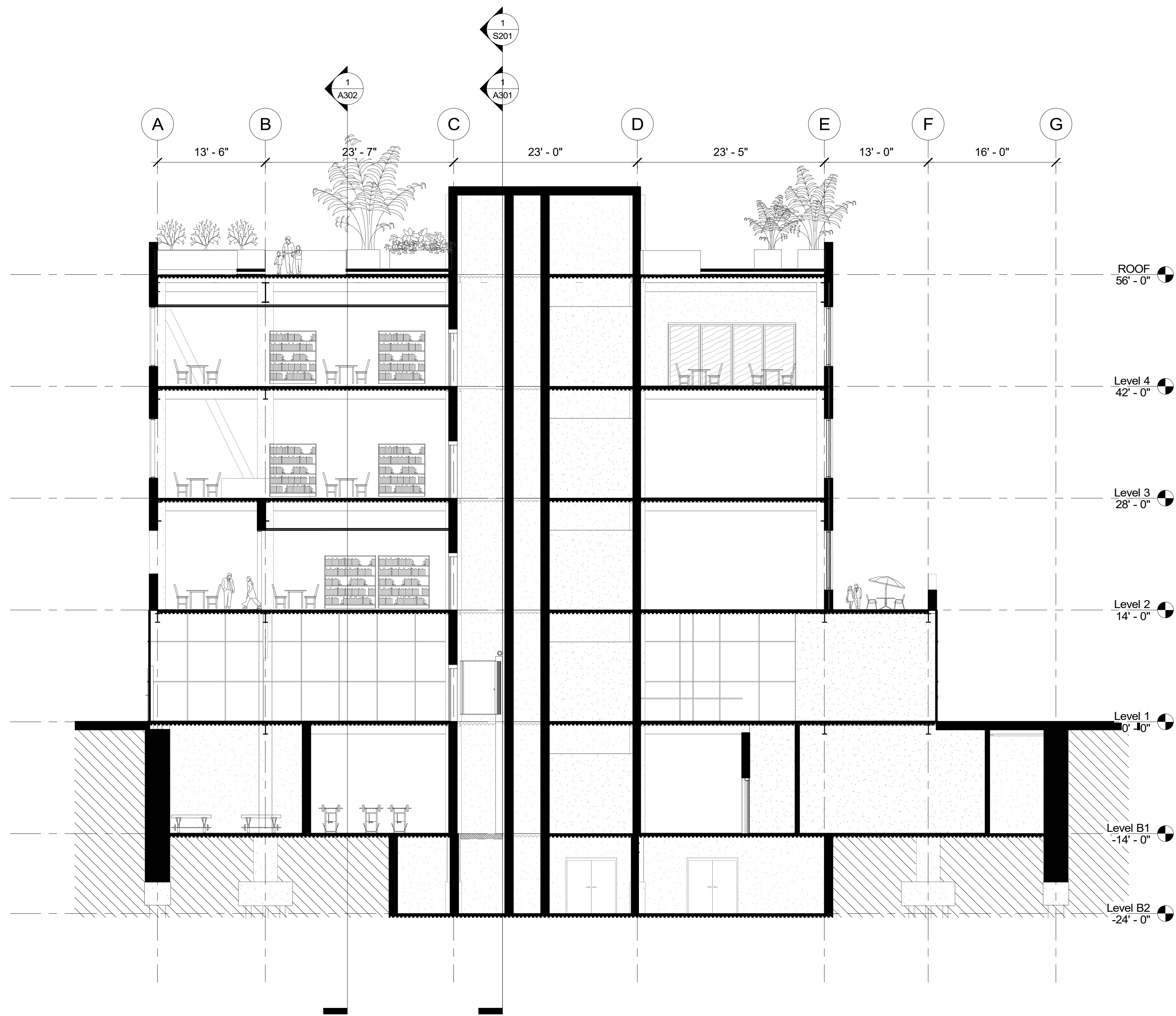
**MELROSE  
COMMUNITY  
CENTER**

**W-E Section-2**

Project number **PMFT-C-01**  
Date **DEC 01 2020**  
Author **+/- 14**

**A302**

Section 4  
1/8" = 1'-0"



Architect  
+/- 14

Architectural Consultant  
Stephen Ruiz  
PGAL

Structural Consultant  
Shinjinee Pathak  
Silman

Mechanical Consultant  
Oliver Meade  
BuroHappold

Enclosure Consultant  
Ryan Donaghy  
SHoP

Designers

Jinseon Noh  
Jo Hee Lee  
John Trujillo  
Jui Yu Bianca Lin

NO.	DATE	REVISION
01	13 OCT 2020	SD SUBMISSION
02	01 DEC 2020	DD SUBMISSION

MELROSE  
COMMUNITY  
CENTER

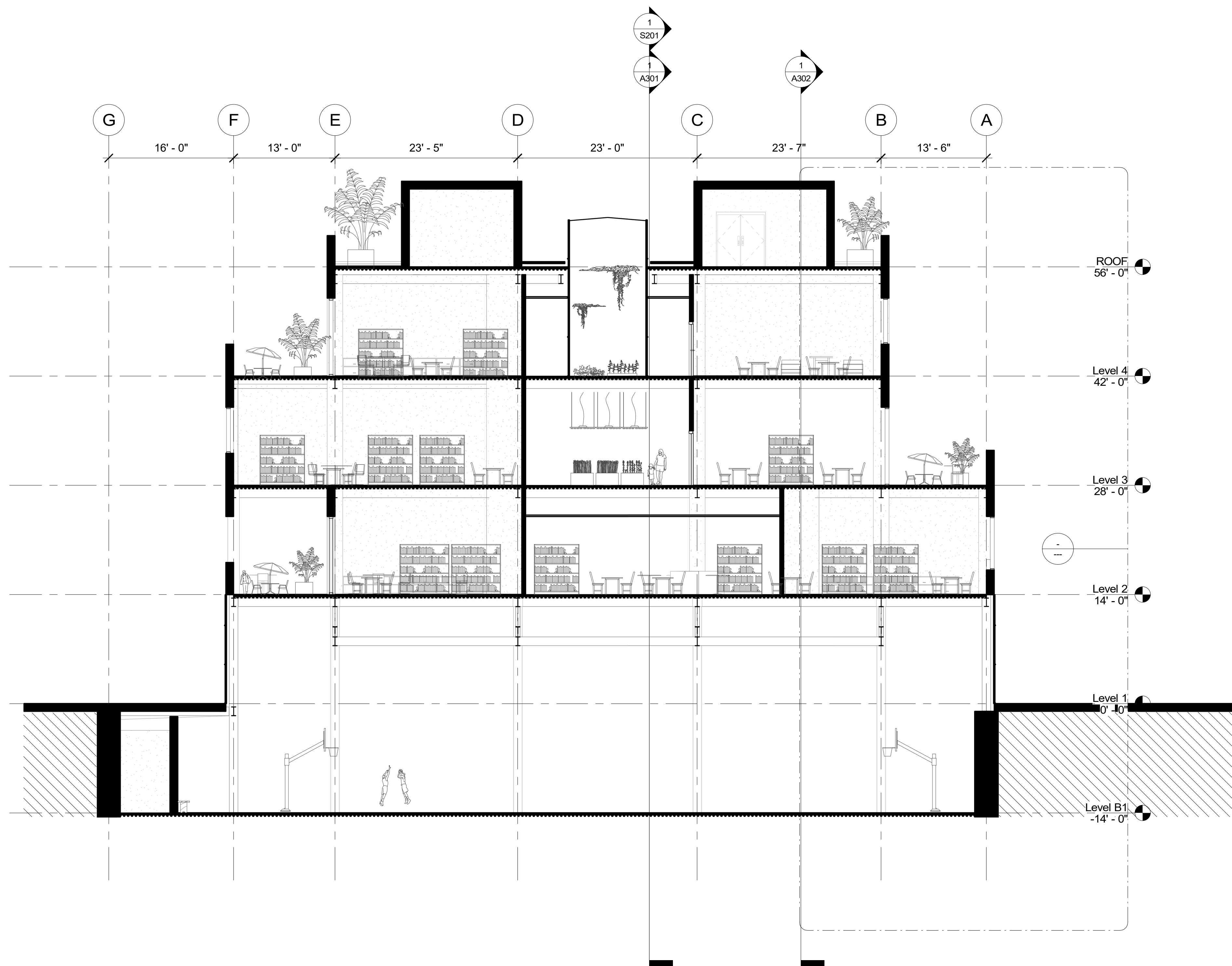
N-S Section-1

Project number PMFT-C-01

Date DEC 01 2020

Author +/- 14

A303



Architect  
+/- 14

Architectural Consultant  
Stephen Ruiz  
PGAL

Structural Consultant  
Shinjinee Pathak  
Silman

Mechanical Consultant  
Oliver Meade  
BuroHappold

Enclosure Consultant  
Ryan Donaghy  
SHoP

Designers

Jinseon Noh  
Jo Hee Lee  
John Trujillo  
Jui Yu Bianca Lin

NO.	DATE	REVISION
01	13 OCT 2020	SD SUBMISSION
02	01 DEC 2020	DD SUBMISSION

MELROSE  
COMMUNITY  
CENTER

N-S-Section-2

Project number PMFT-C-01

Date DEC 01 2020

Author +/- 14

A304

Architect  
+/- 14

Architectural Consultant  
Stephen Ruiz  
PGAL

Structural Consultant  
Shinjinee Pathak  
Silman

Mechanical Consultant  
Oliver Meade  
BuroHappold

Enclosure Consultant  
Ryan Donaghy  
SHoP

Designers

Jinseon Noh  
Jo Hee Lee  
John Trujillo  
Jui Yu Bianca Lin

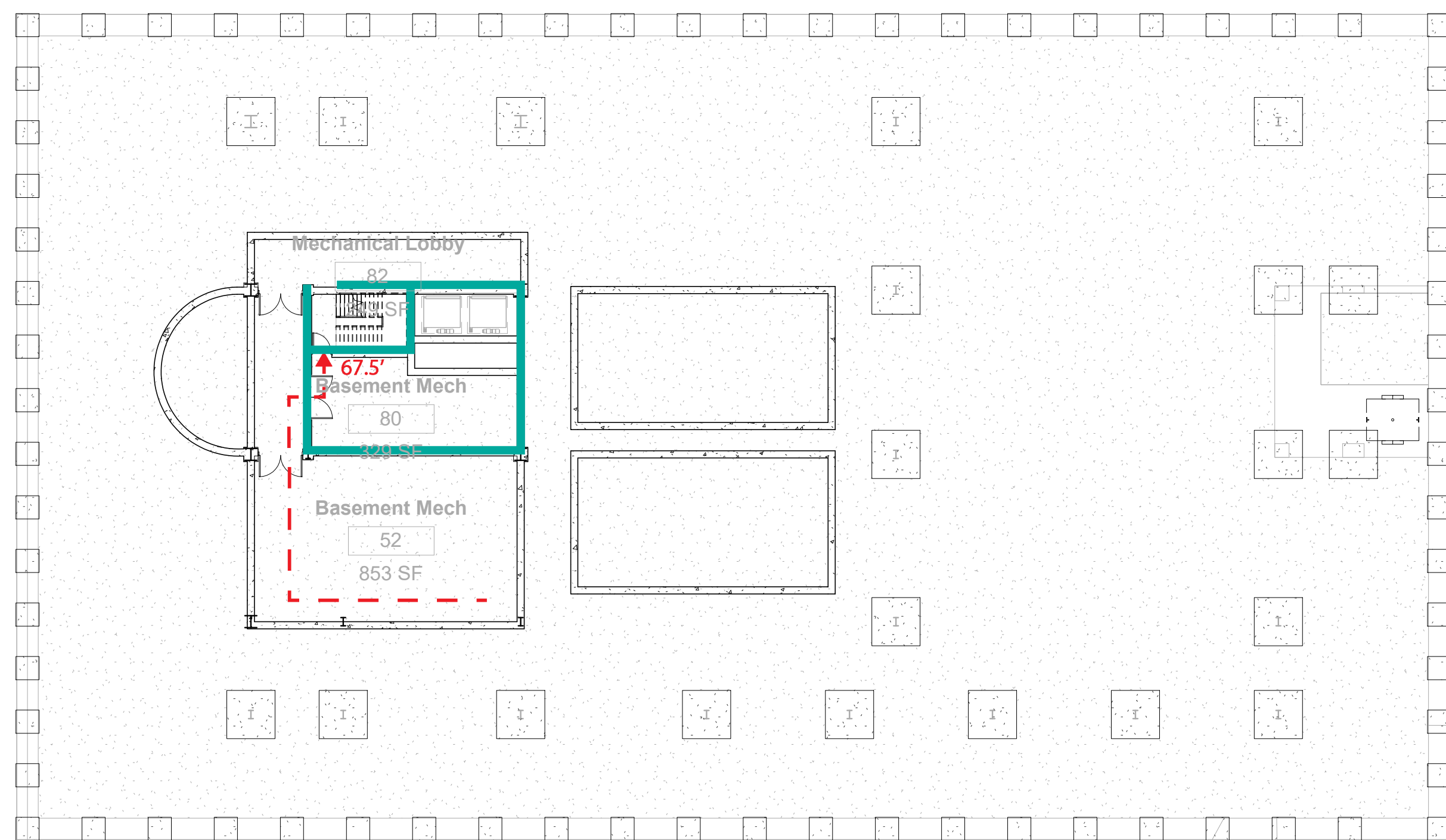
NO.	DATE	REVISION
01	13 OCT 2020	SD SUBMISSION
02	01 DEC 2020	DD SUBMISSION

# MELROSE COMMUNITY CENTER

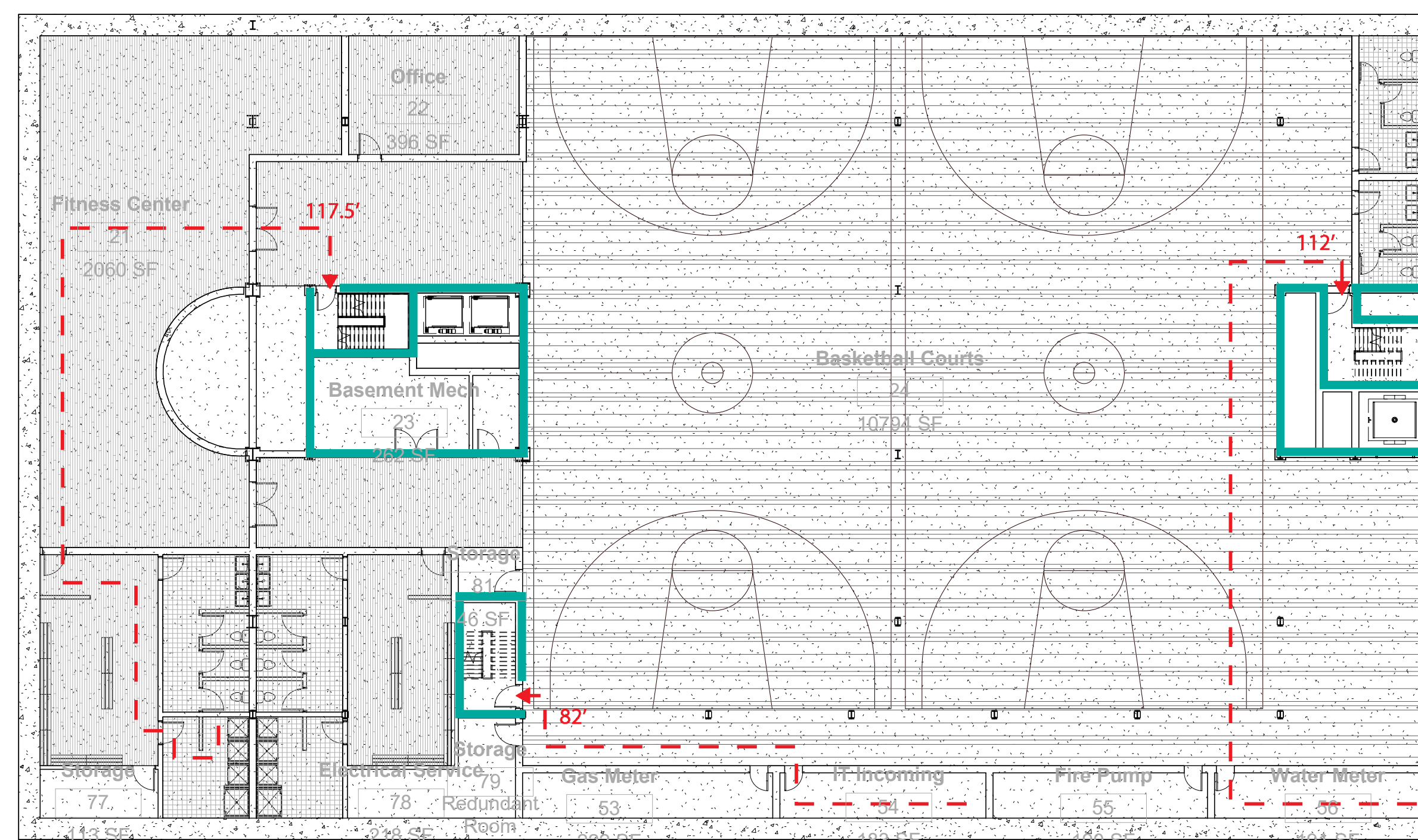
## Egress Plan

Project number PMFT-C-01  
Date DEC 01 2020  
Author +/- 14

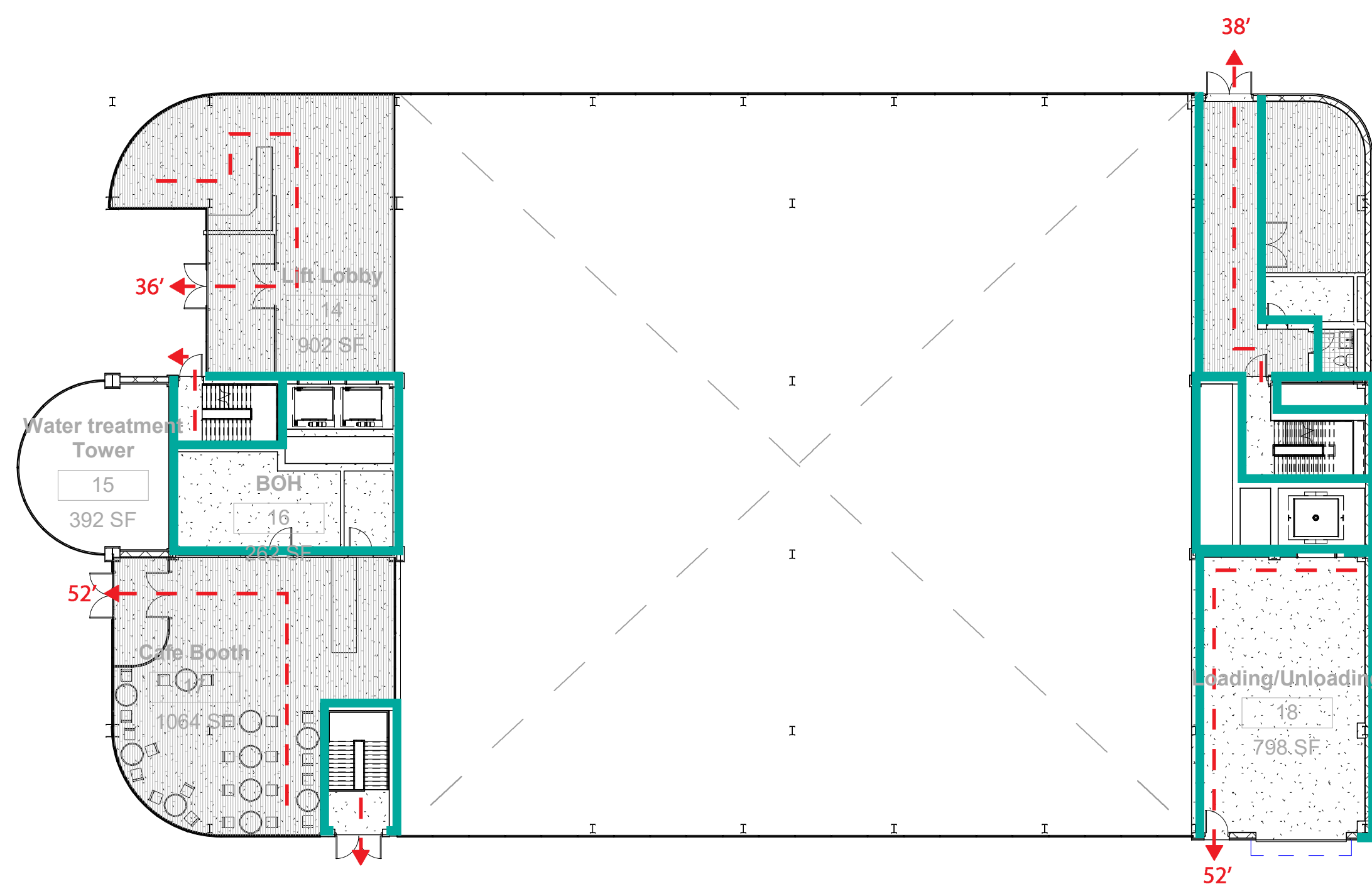
A500



2 Level B2 Egress  
1/16" = 1'-0"



1 Level B1 Egress  
1/16" = 1'-0"



3 Level 1 Egress  
1/16" = 1'-0"

Occupancy Load - Basement 2 Floor				
Program	Area	Floor Area per Occupan	Total Occupan	Occupant Load
Mechanical service	1279	300	300	4
Lobby	214	5	42	
<b>TOTAL</b>	<b>1493</b>			<b>46</b>

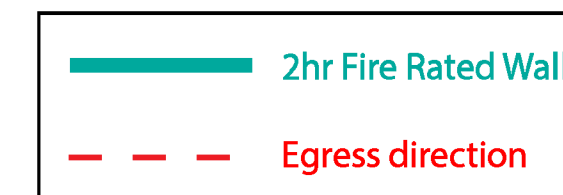
Occupancy Load - Basement 1 Floor				
Program	Area(Sqft)	Floor Area per Occupan	Total Occupan	Occupant Load
Basketball Court	10123	15	674	
Fitness Center	2091	50	41	
Mechanical Service	1123	300	3	
Shower/Changing Room	2278	50	45	
Storage	462	300	1	
Office	347	100	3	
<b>TOTAL</b>	<b>16424</b>			<b>767</b>

Occupancy Load - Ground Floor				
Program	Area	Floor Area per Occupan	Total Occupan	Occupant Load
Café	860	30	28	
Lift Lobby	707	30	23	
Toilets	64	50	1	
Admin Office	334	100	3	
Vestibule	475	30	15	
Mechanical Service	335	300	1	
Loading/Unloading	926	300	3	
<b>TOTAL</b>	<b>2841</b>			<b>74</b>

Egress Capacity - Basement 2 Floor							
Stair/Door	Clear Width (inches)	Stair Occ. Factor	Stair Occ. Total	Clear Door Width (inches)	Door Occ. Factor	Door Occ. Total	Capacity
A	54	0.3	16.2	36	0.2	7.2	180
B	54	0.3	16.2	36	0.2	7.2	180

Egress Capacity - Basement 1 Floor							
Stair/Door	Clear Width (inches)	Stair Occ. Factor	Stair Occ. Total	Clear Door Width (inches)	Door Occ. Factor	Door Occ. Total	Capacity
A	54	0.3	16.2	36	0.2	7.2	180
B	54	0.3	16.2	36	0.2	7.2	180
C	54	0.3	16.2	36	0.2	7.2	180

Egress Capacity - Ground Floor							
Stair/Door	Clear Width (inches)	Stair Occ. Factor	Stair Occ. Total	Clear Door Width (inches)	Door Occ. Factor	Door Occ. Total	Capacity
A	54	0.3	16.2	36	0.2	7.2	180
B	54	0.3	16.2	36	0.2	7.2	180





Architect  
+/- 14

Architectural Consultant  
Stephen Ruiz  
PGAL

Structural Consultant  
Shinjinee Pathak  
Silman

Mechanical Consultant  
Oliver Meade  
BuroHappold

Enclosure Consultant  
Ryan Donaghy  
SHoP

Designers  
Jinseon Noh  
Jo Hee Lee  
John Trujillo  
Jui Yu Bianca Lin

NO.	DATE	REVISION
01	13 OCT 2020	SD SUBMISSION
02	01 DEC 2020	DD SUBMISSION

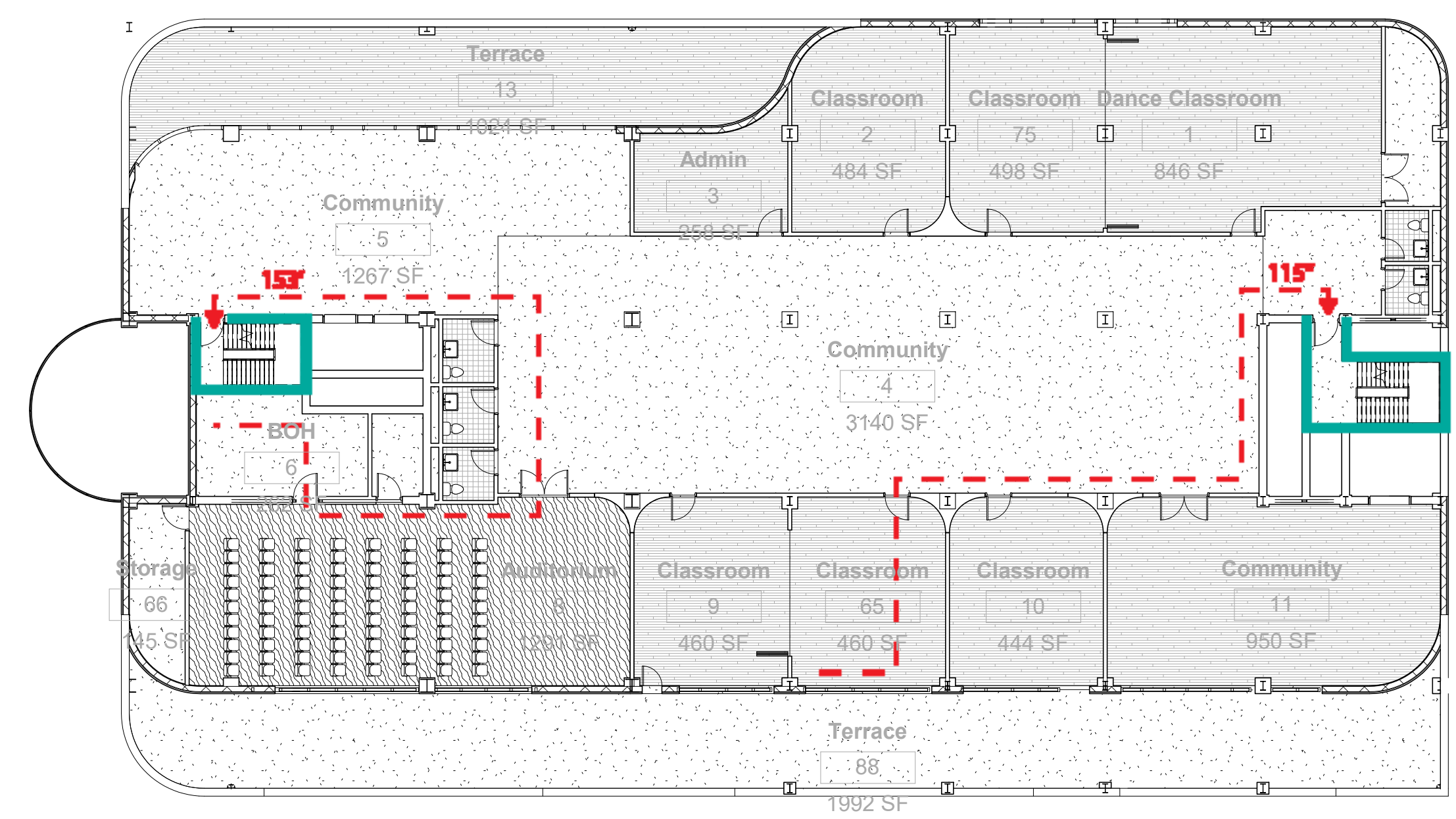
# MELROSE COMMUNITY CENTER

## Egress Plan

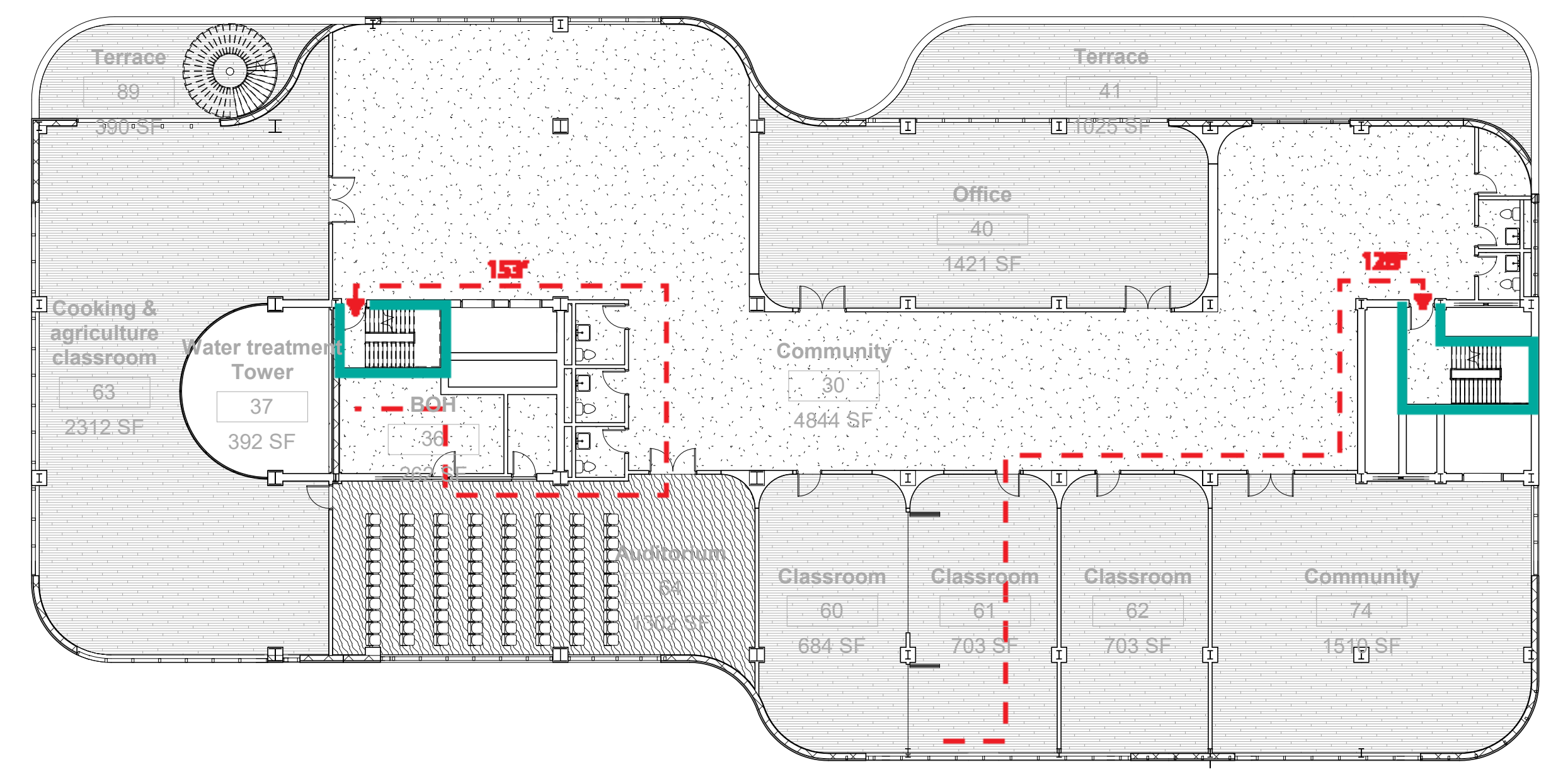
Project number PMFT-C-01  
Date DEC 01 2020  
Author +/- 14

A501

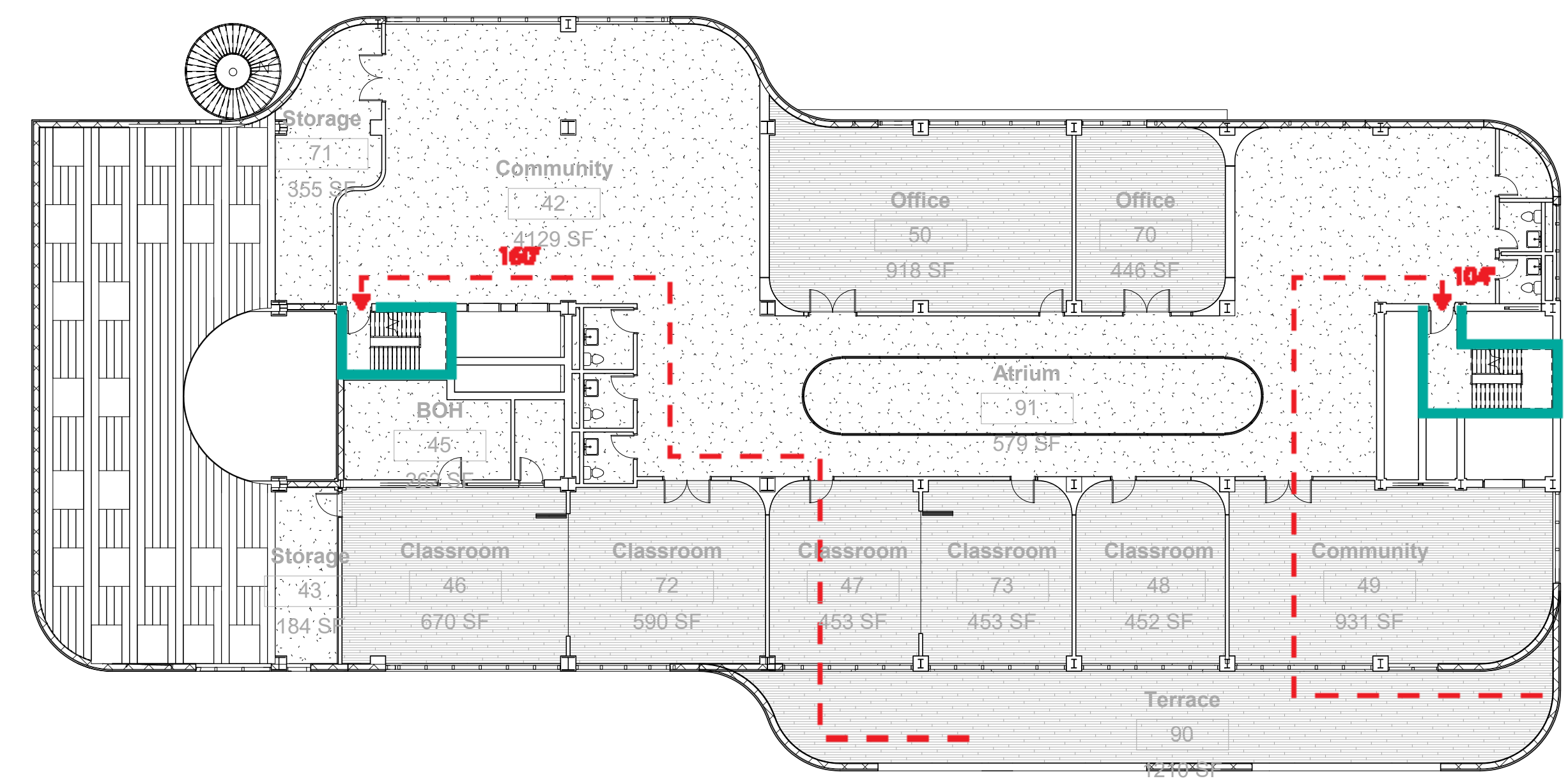
11/28/2020 9:03:09 AM



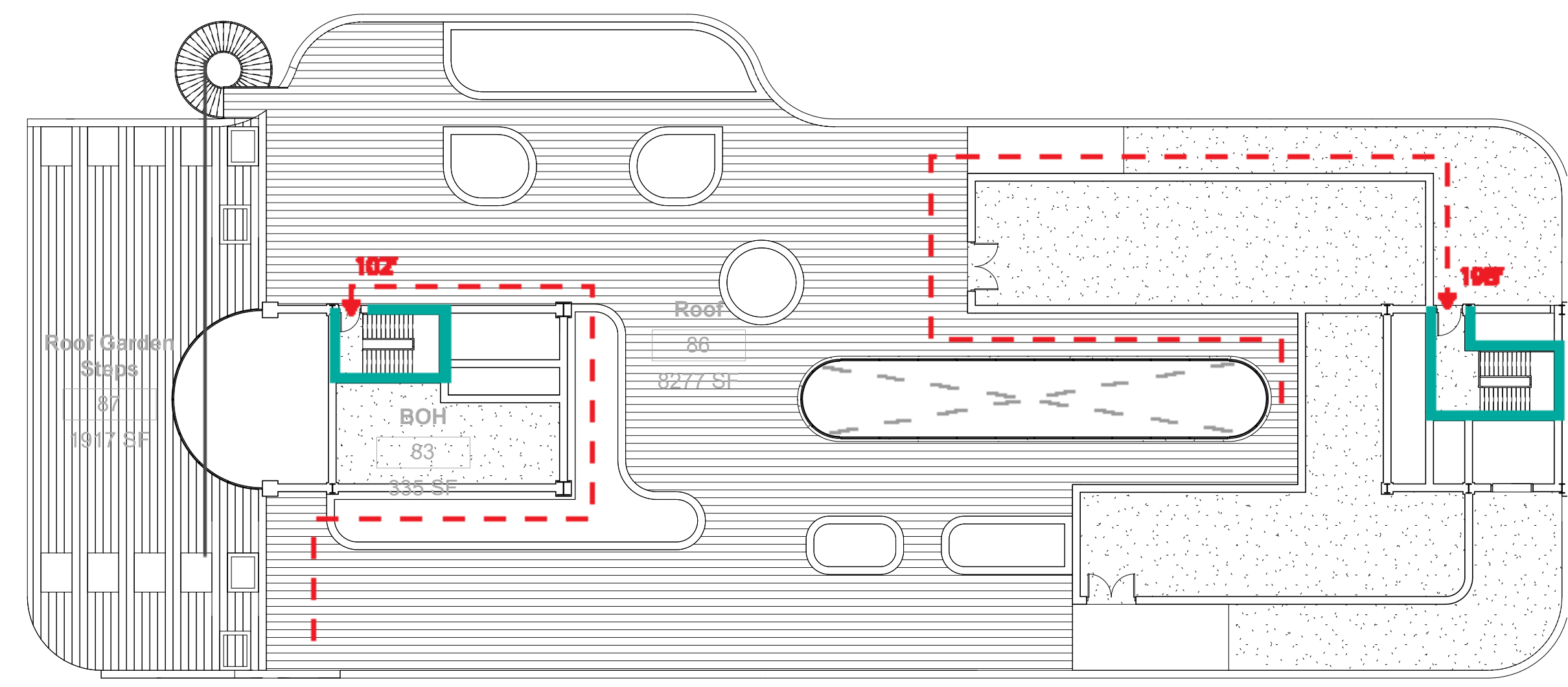
1 Level 2 Egress  
1/16" = 1'-0"



2 Level 3 Egress  
1/16" = 1'-0"



3 Level 4 Egress  
1/16" = 1'-0"



4 ROOF Egress  
1/16" = 1'-0"

Occupancy Load - Second Floor				Egress Capacity - Second Floor					
Program	Area	Floor Area per Occ	Total Occupant Load	Stair/Door	Stair Width (Inch)	Chair Occ. Fact	Totair Door Width (Inch)	Chair Occ. Fact	Door Occ. T Capacity
Community Activity Area	5370	50	107	A	54	0.3	16.2	36	0.2 7.2 180
Admin Office	258	100	2	B	54	0.3	16.2	36	0.2 7.2 180
Auditorium	1233	40	32						
Classroom	2346	20	117						
Shower/Changing Room	630	50	12						
Terrace	3085	15	205						
Dance Classroom	655	50	13						
Storage	326	300	1						
Mechanical Service	335	300	1						
<b>TOTAL</b>	<b>14238</b>		<b>490</b>						

Occupancy Load - Third Floor				Egress Capacity - Third Floor					
Program	Area	Floor Area per Occ	Total Occupant Load	Stair/Door	Stair Width (Inch)	Chair Occ. Fact	Totair Door Width (Inch)	Chair Occ. Fact	Door Occ. T Capacity
Community Activity Area	4767	50	95	A	54	0.3	16.2	36	0.2 7.2 180
Admin Office	1421	100	14	B	54	0.3	16.2	36	0.2 7.2 180
Auditorium	1303	40	32						
Classroom	2090	20	104						
Storage	121	300	1						
Cooking Classroom	2330	20	116						
Toilets	616	50	12						
Terrace	1350	15	90						
Mechanical Service	335	300	1						
<b>TOTAL</b>	<b>14333</b>		<b>465</b>						

Occupancy Load - Forth Floor				Egress Capacity - Forth Floor					
Program	Area	Floor Area per Occupa	Total Occupant Load	Stair/Door	Stair Width (Inch)	Chair Occ. Fact	Totair Door Width (Inch)	Chair Occ. Fact	Door Occ. T Capacity
Community Activity Area	4051	50	81	A	54	0.3	16.2	36	0.2 7.2 180
Admin Office	1355	100	13	B	54	0.3	16.2	36	0.2 7.2 180
Classroom	2634	20	131						
Storage	940	300	3						
Toilets	616	50	12						
Terrace	1340	15	89						
<b>TOTAL</b>	<b>10936</b>		<b>323</b>						

Occupancy Load - Roof Floor				Egress Capacity - Roof					
Program	Area	Floor Area per Occupa	Total Occupant Load	Stair/Door	Stair Width (Inch)	Chair Occ. Fact	Totair Door Width (Inch)	Chair Occ. Fact	Door Occ. T Capacity
Mechanical Services	1799	300	5	A	54	0.3	16.2	36	0.2 7.2 180
Garden/plantation	1937	15	129	B	54	0.3	16.2	36	0.2 7.2 180
Central Plant	1115	300	3						
Roof general area	7280	300	24						
<b>TOTAL</b>	<b>12131</b>		<b>161</b>						



Architect  
+/- 14

Architectural Consultant  
Stephen Ruiz  
PGAL

Structural Consultant  
Shinjinee Pathak  
Silman

Mechanical Consultant  
Oliver Meade  
BuroHappold

Enclosure Consultant  
Ryan Donaghy  
SHoP

Designers

Jinseon Noh  
Jo Hee Lee  
John Trujillo  
Jui Yu Bianca Lin

NO.	DATE	REVISION
01	13 OCT 2020	SD SUBMISSION
02	01 DEC 2020	DD SUBMISSION

# MELROSE COMMUNITY CENTER

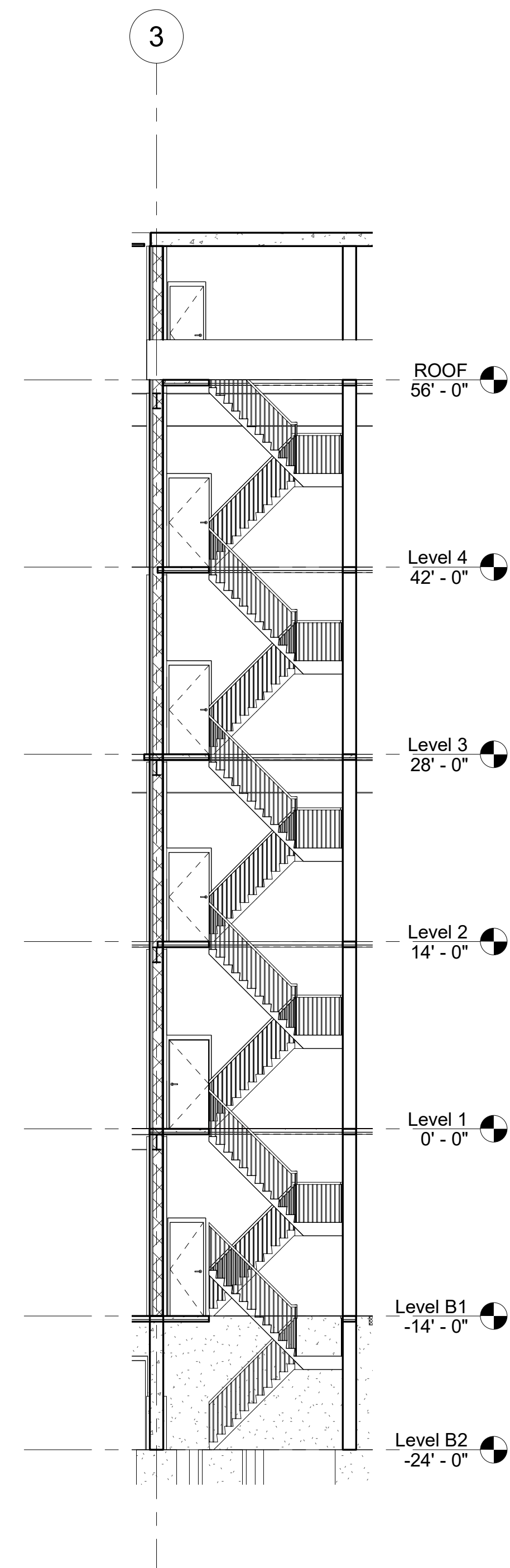
## Egress Section

Project number PMFT-C-01

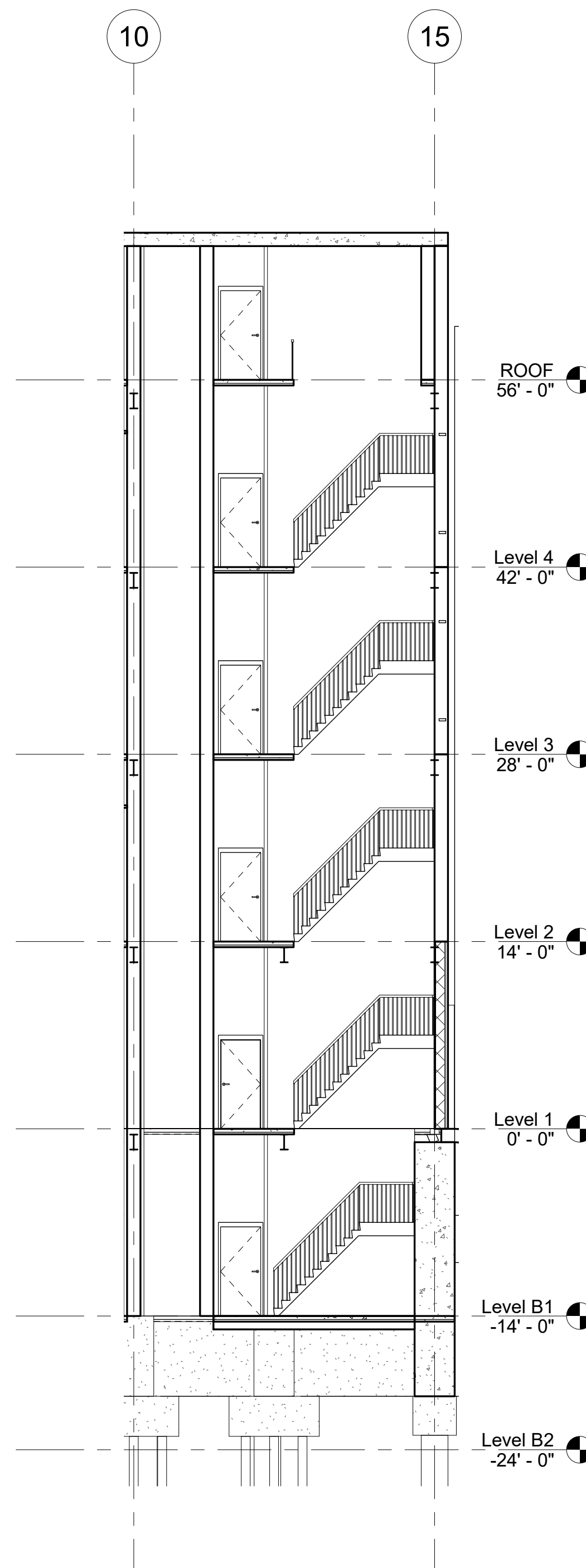
Date DEC 01 2020

Author +/- 14

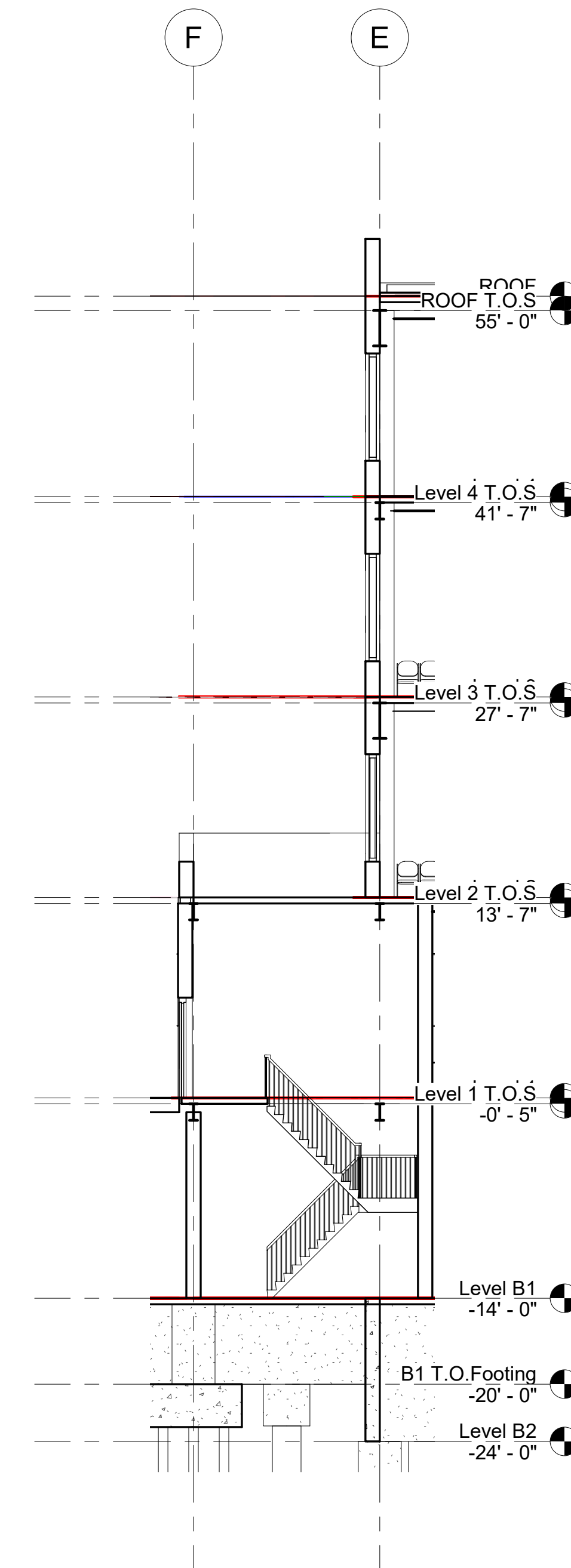
A502



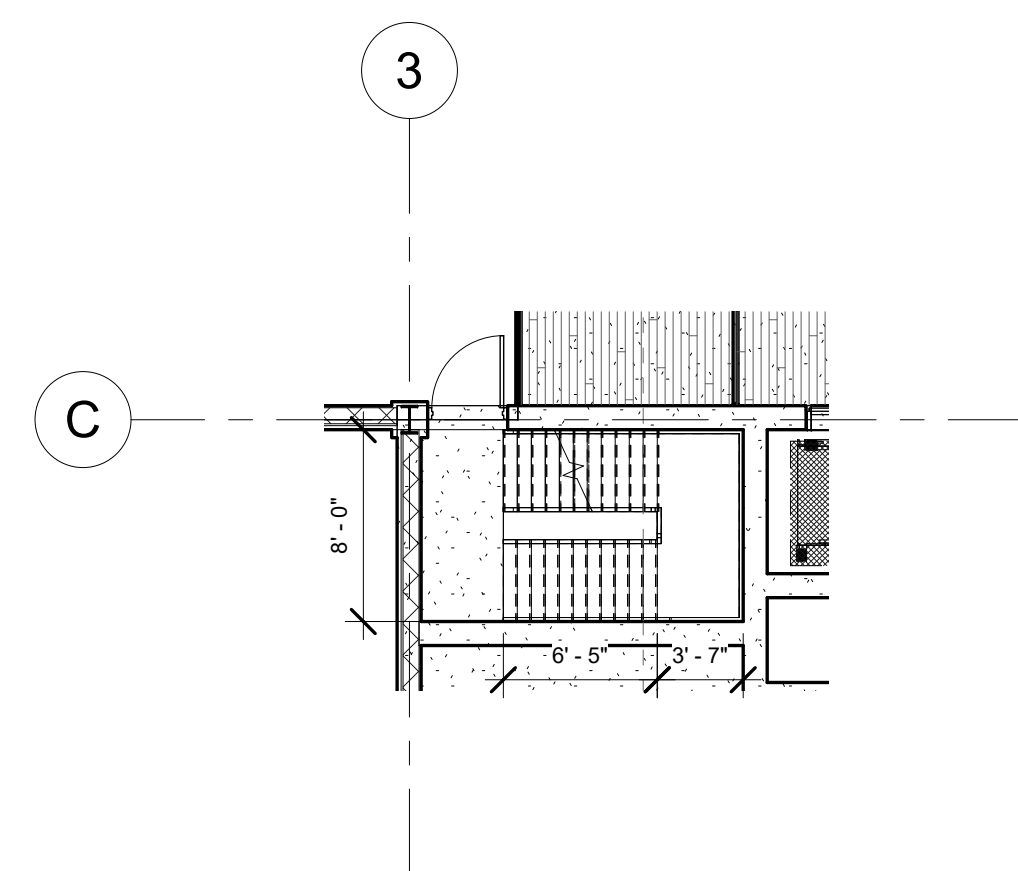
1 Exit Stair A  
1/8" = 1'-0"



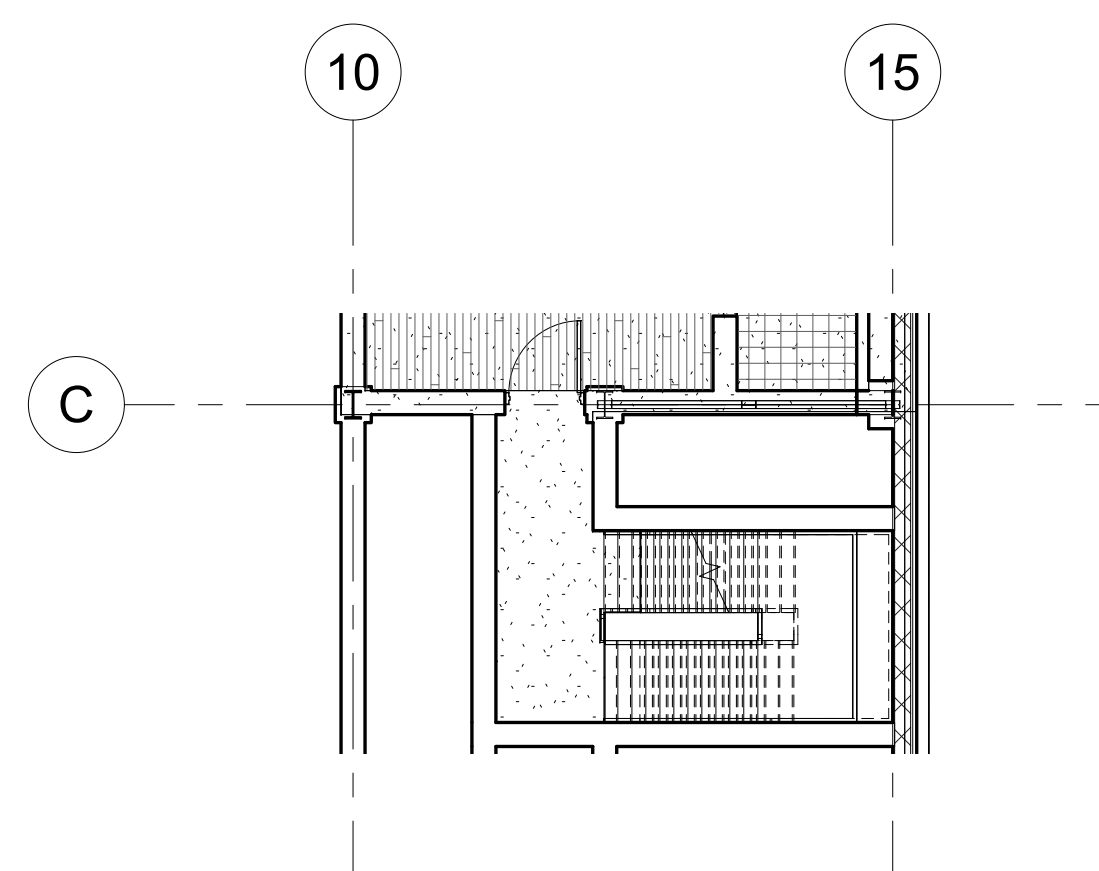
2 Exit Stair B  
1/8" = 1'-0"



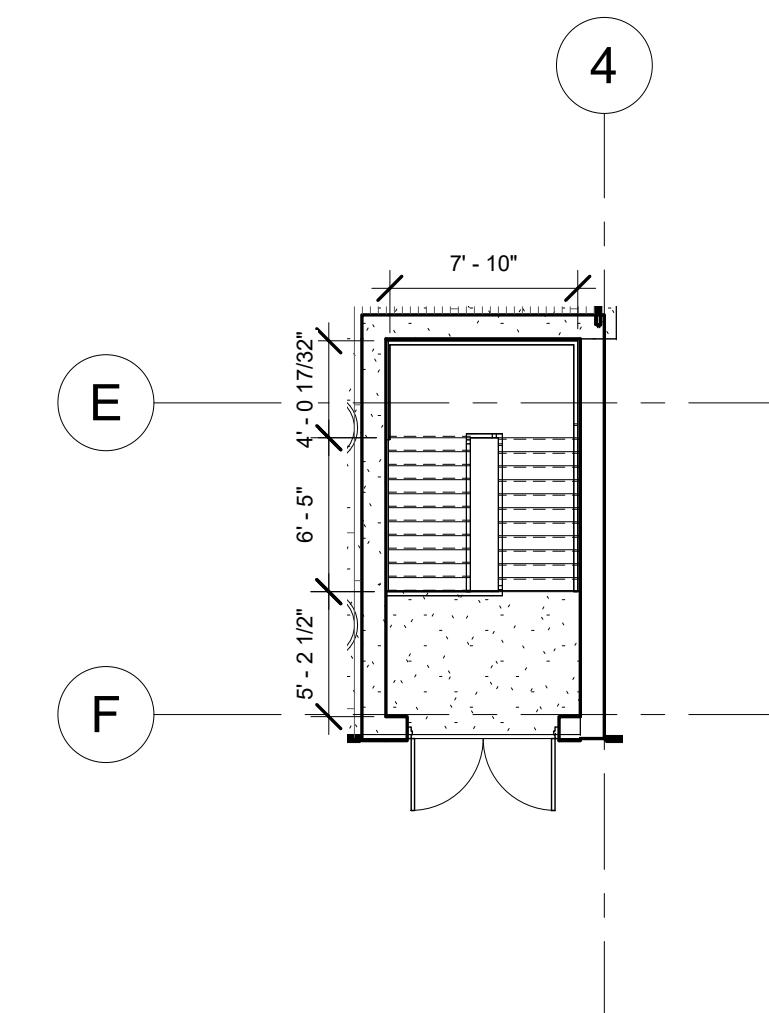
3 Exit Stair C  
1/8" = 1'-0"



4 Exit Stair A  
1/8" = 1'-0"



5 Exit Stair B  
1/8" = 1'-0"



6 Exit Stair C  
1/8" = 1'-0"

Architect  
+/- 14

Architectural Consultant  
Stephen Ruiz  
PGAL

Structural Consultant  
Shinjinee Pathak  
Silman

Mechanical Consultant  
Oliver Meade  
BuroHappold

Enclosure Consultant  
Ryan Donaghy  
SHoP

Designers  
Jinseon Noh  
Jo Hee Lee  
John Trujillo  
Jui Yu Bianca Lin

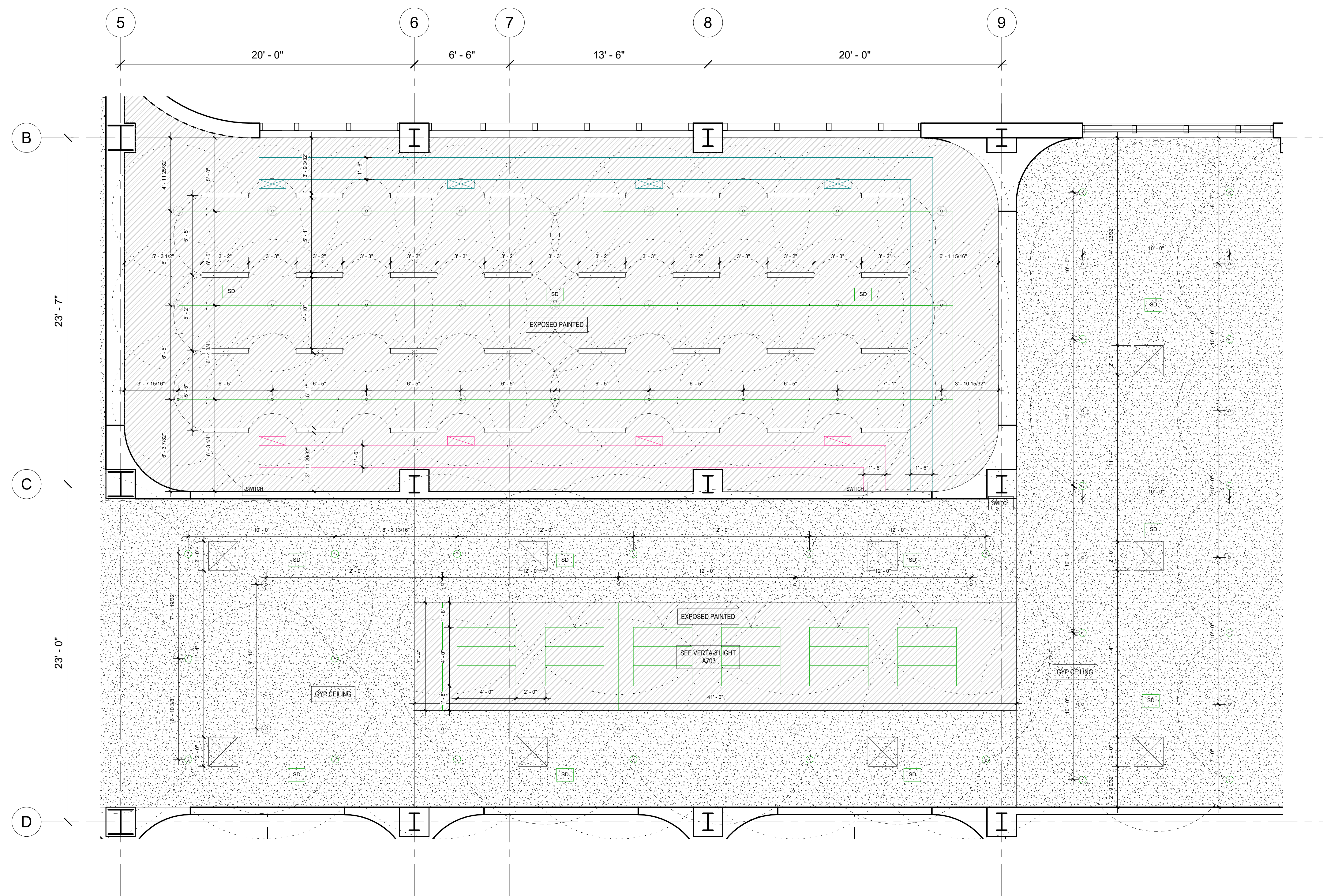
NO.	DATE	REVISION
01	13 OCT 2020	SD SUBMISSION
02	01 DEC 2020	DD SUBMISSION

# MELROSE COMMUNITY CENTER

## Reflected Ceiling Plan Level 3

Project number	PMFT-C-01
Date	DEC 01 2020
Author	+/- 14

A600



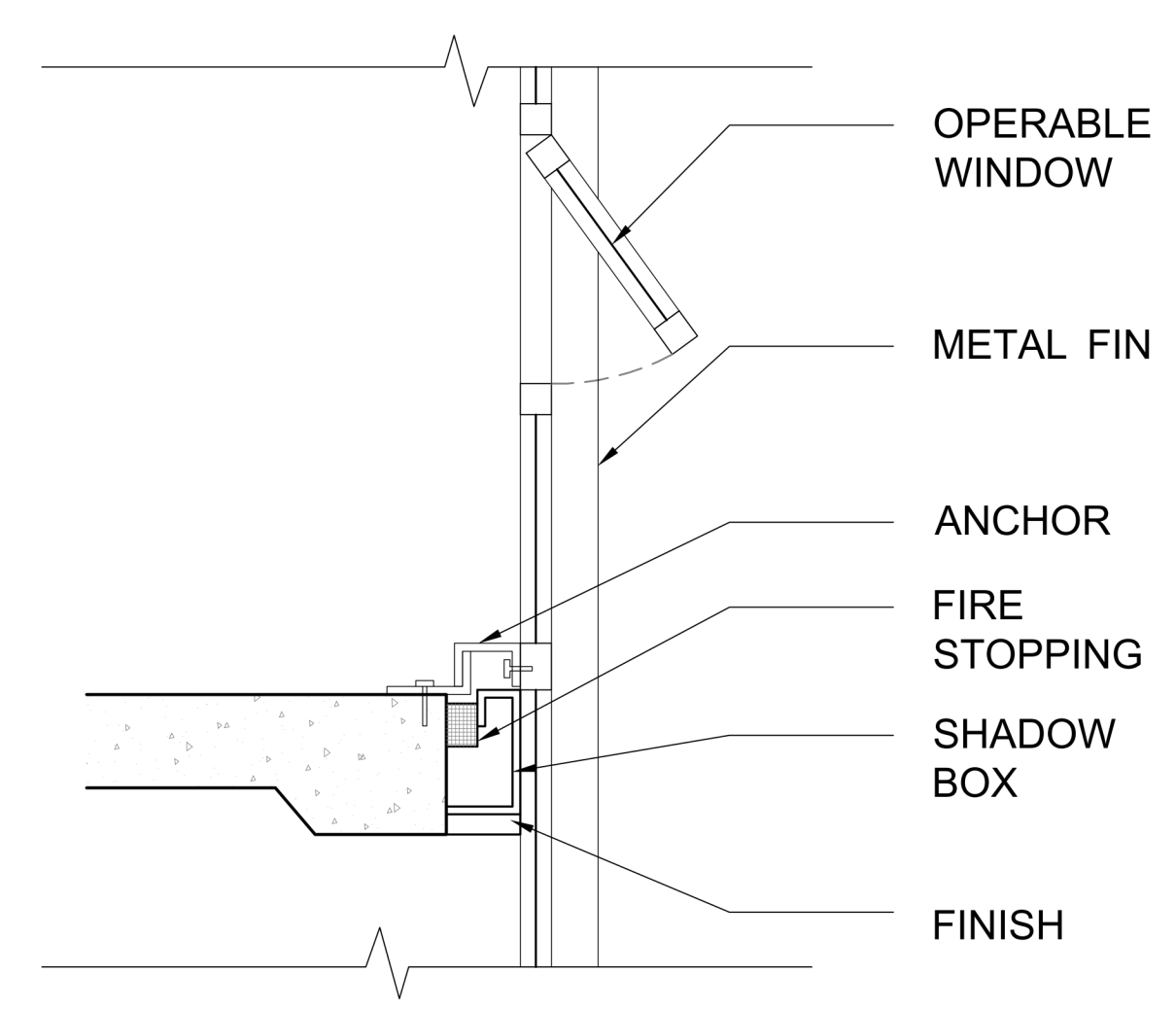
REFLECTED CEILING PLAN SYMBOL LEGEND

	6" SPOT LIGHT
	LED STRIP LIGHT
	SMOKE DETECTOR
	EXIT SIGN
	SPRINKLER
	SUPPLY DIFFUSER
	RETURN DIFFUSER
	Supply air duct
	Return air duct
	WIRE CONNECTION
	DIFFUSER (2x2ft)
	VERTA-B LIGHT (INDOOR FARMING)

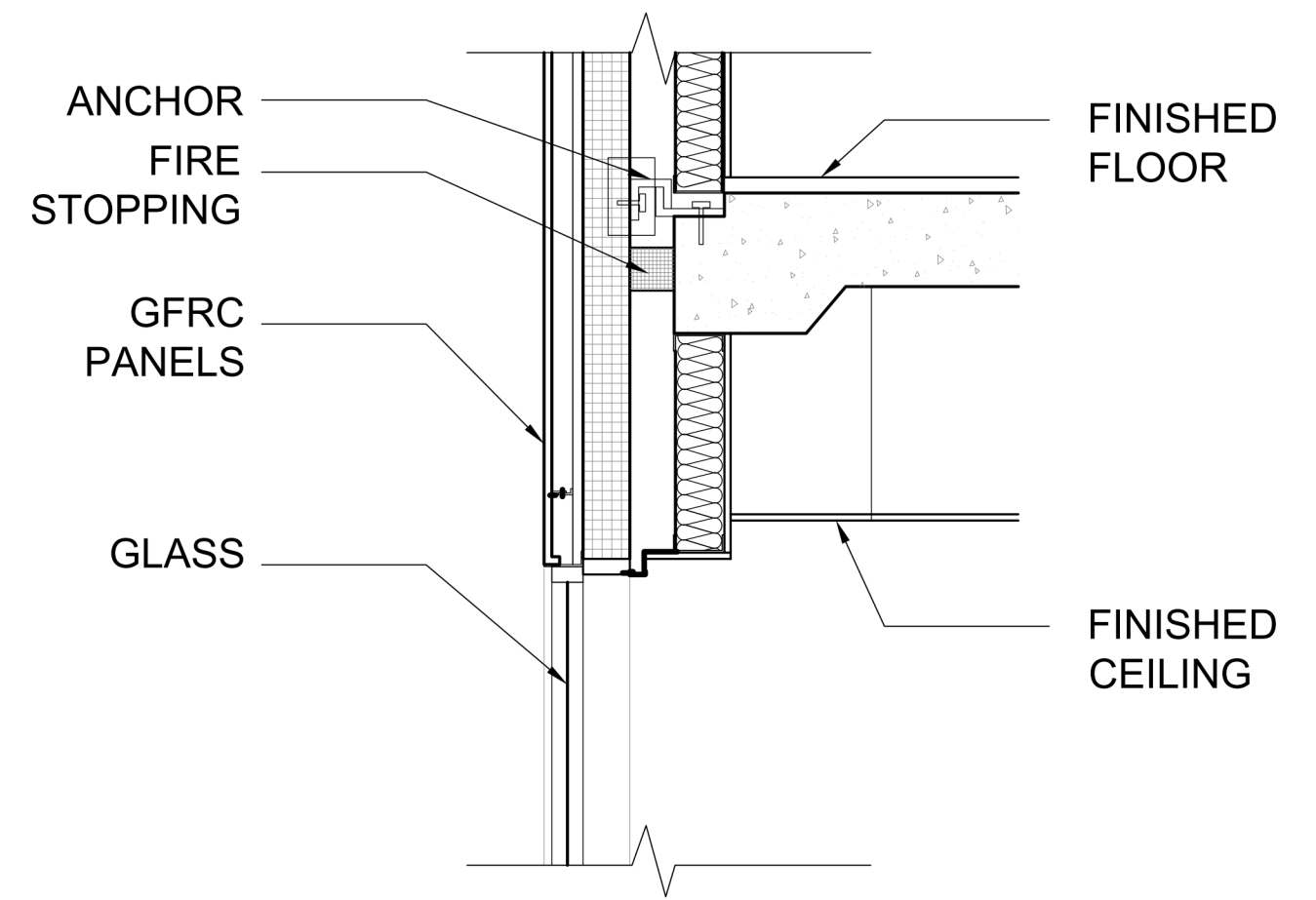
REFLECTED CEILING PLAN MASTER LEGEND

	GYPSUM BOARD
	EXPOSED PAINTED

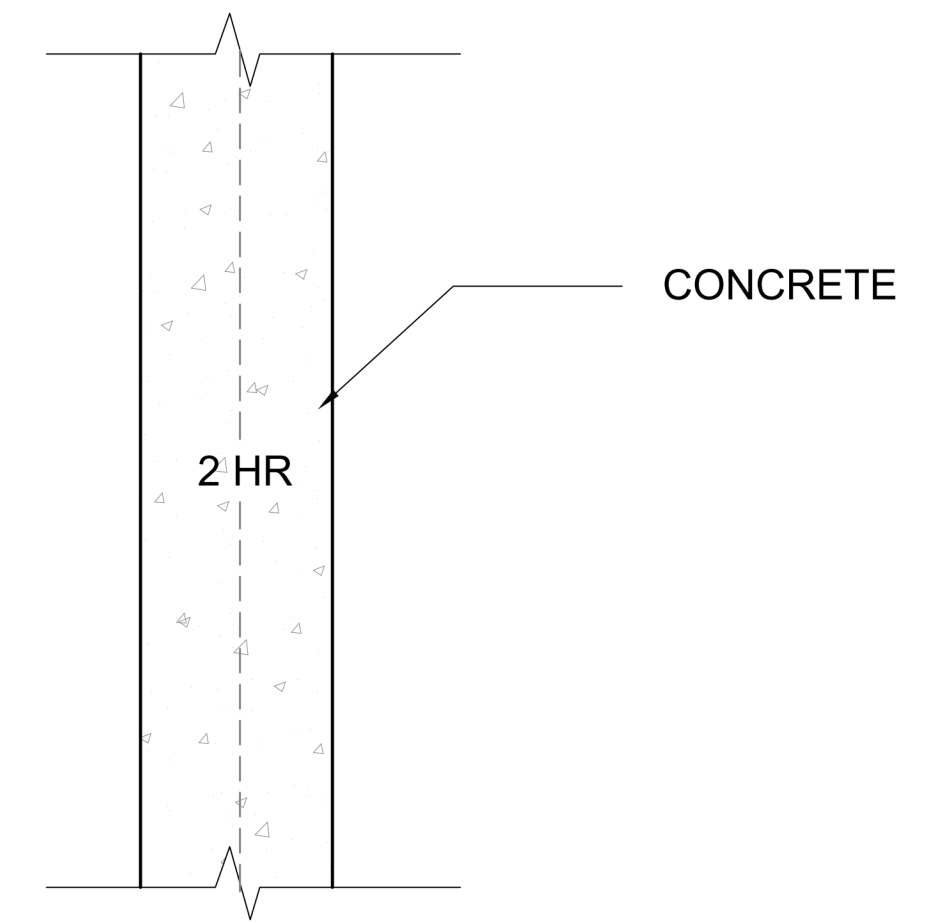
1 Level 3  
1/4" = 1'-0"



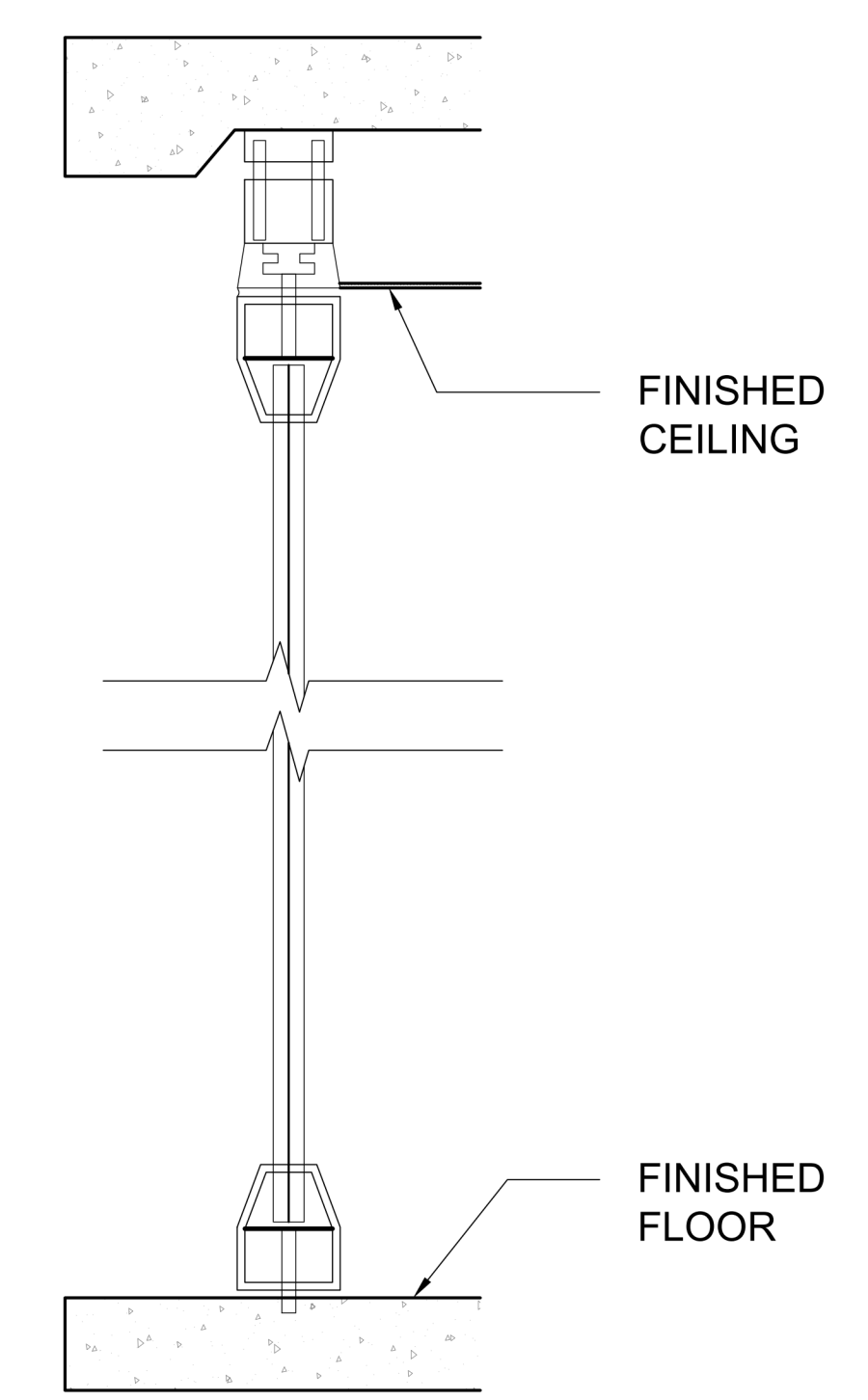
W1 UNITIZED CURTAIN WALL ON GIRTS WITH GLAZING



W2 UNITIZED CURTAIN WALL WITH GFRC PANELS + GLAZING



W3 CAST IN PLACE CONCRETE 2 HR RATED



W4 TYP CURTAIN WALL

Architect  
+/- 14

Architectural Consultant  
Stephen Ruiz  
PGAL

Structural Consultant  
Shirjinee Pathak  
Silman

Mechanical Consultant  
Oliver Meade  
BuroHappold

Enclosure Consultant  
Ryan Donaghy  
SHoP

Designers  
Jinseon Noh  
Jo Hee Lee  
John Trujillo  
Jui Yu Bianca Lin

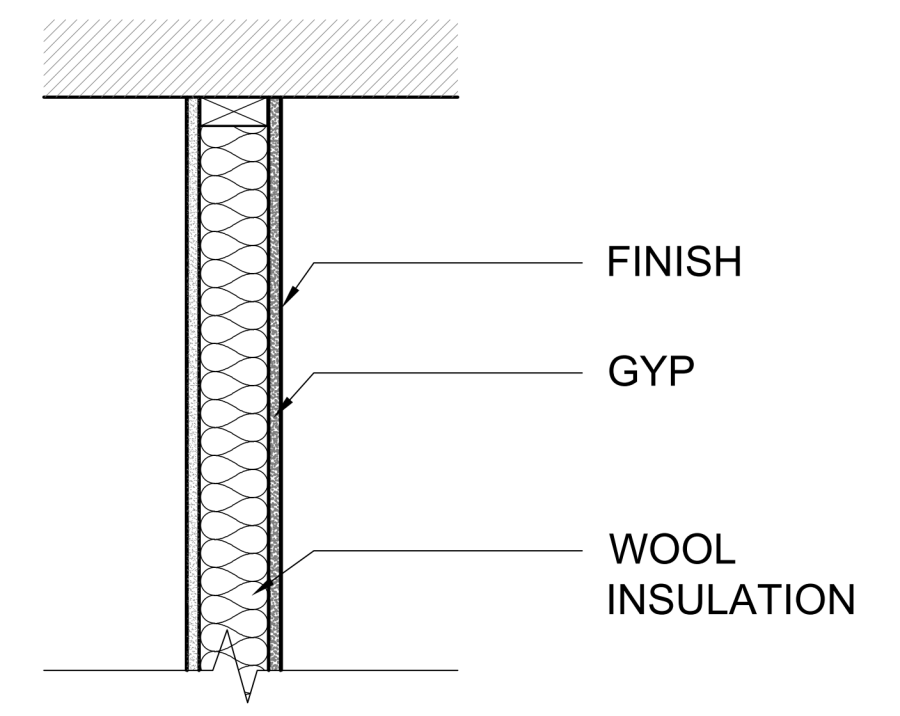
NO.	DATE	REVISION
01	13 OCT 2020	SD SUBMISSION
02	01 DEC 2020	DD SUBMISSION

## MELROSE COMMUNITY CENTER

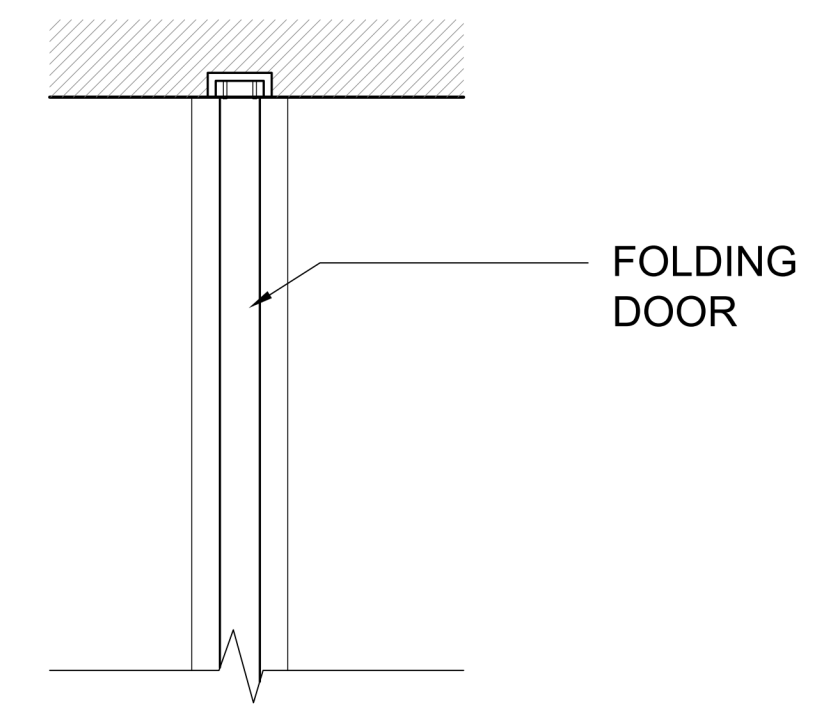
### Wall Types (NTS)

Project number	PMFT-C-01
Date	DEC 01 2020
Author	+/- 14

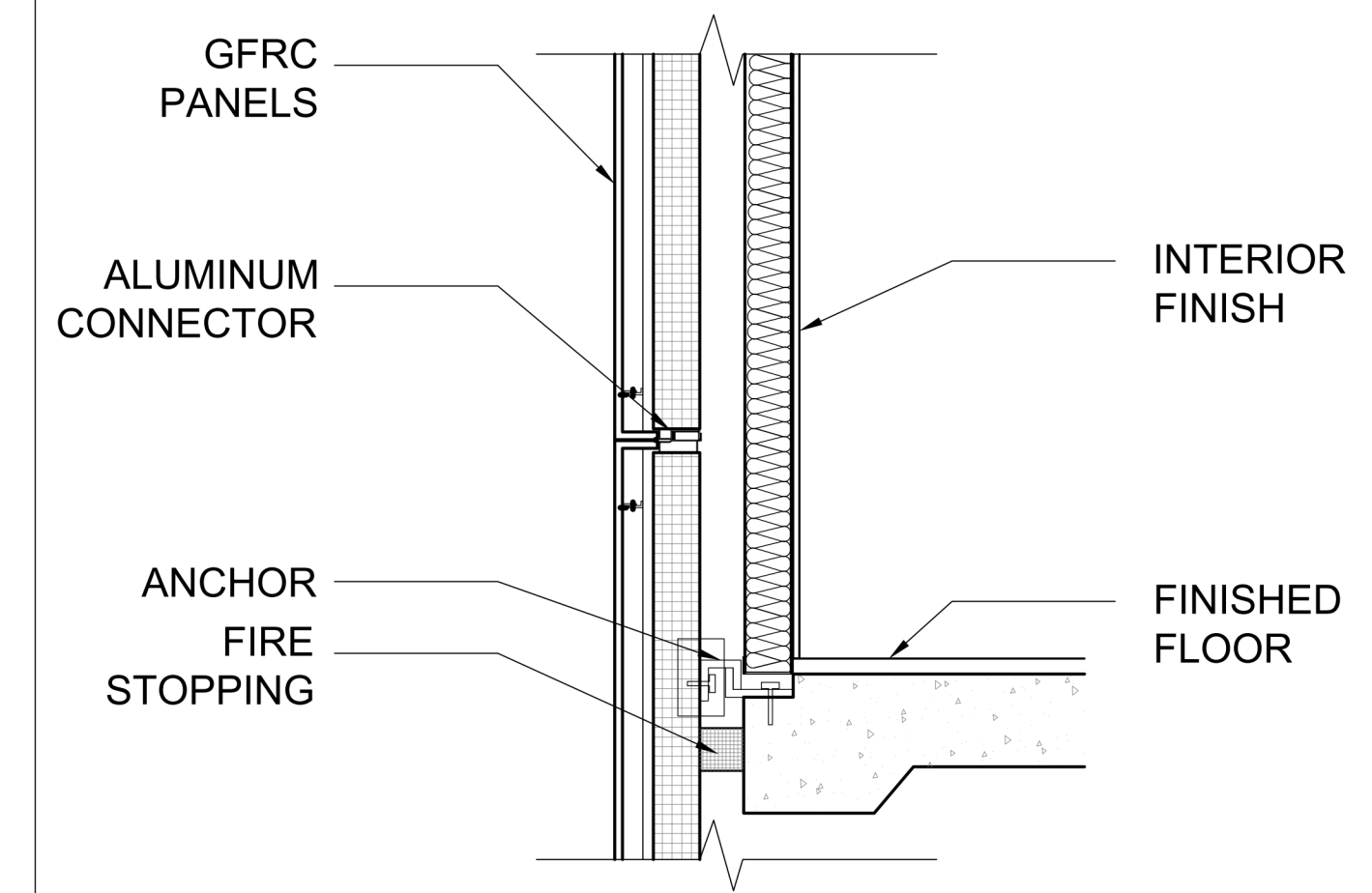
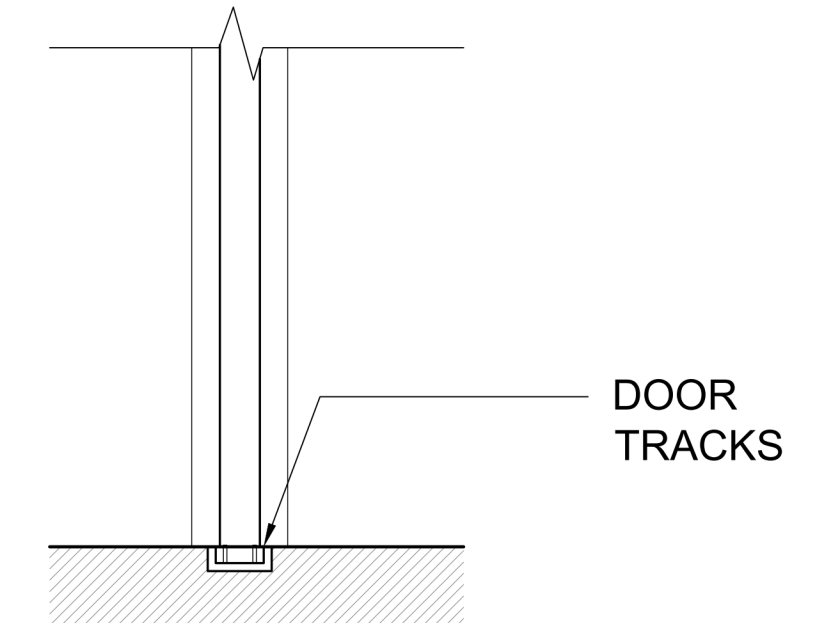
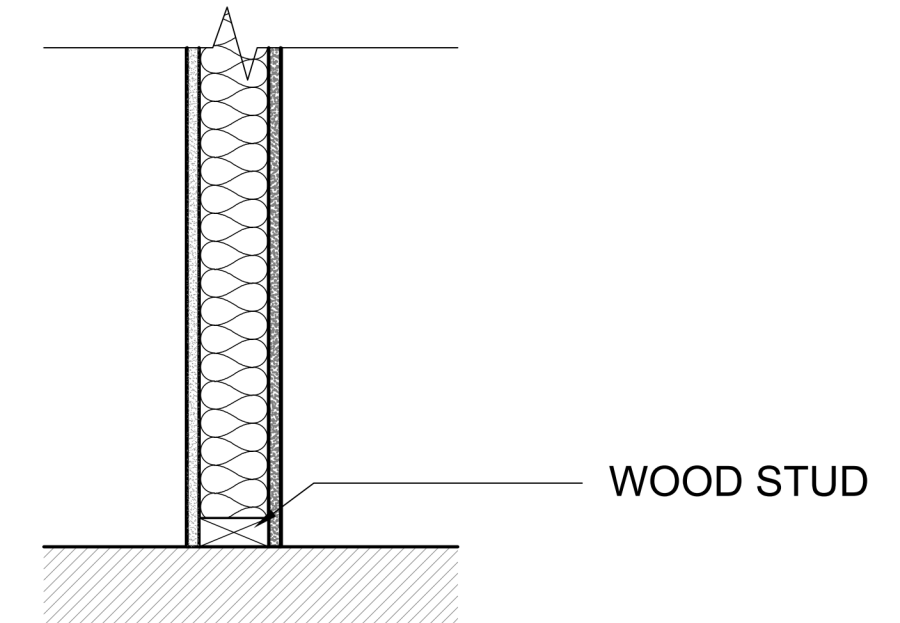
A700



W5 6" INTERIOR PARTITION



W6 6" INTERIOR PARTITION WITH FOLDING DOORS



W7 UNITIZED CURTAIN WALL WITH GFRC PANELS

**Architect**  
+/- 14

**Architectural Consultant**  
Stephen Ruiz  
PGAL

**Structural Consultant**  
Shinjinee Pathak  
Silman

**Mechanical Consultant**  
Oliver Meade  
BuroHappold

**Enclosure Consultant**  
Ryan Donaghy  
SHoP

**Designers**  
Jinseon Noh  
Jo Hee Lee  
John Trujillo  
Jui Yu Bianca Lin

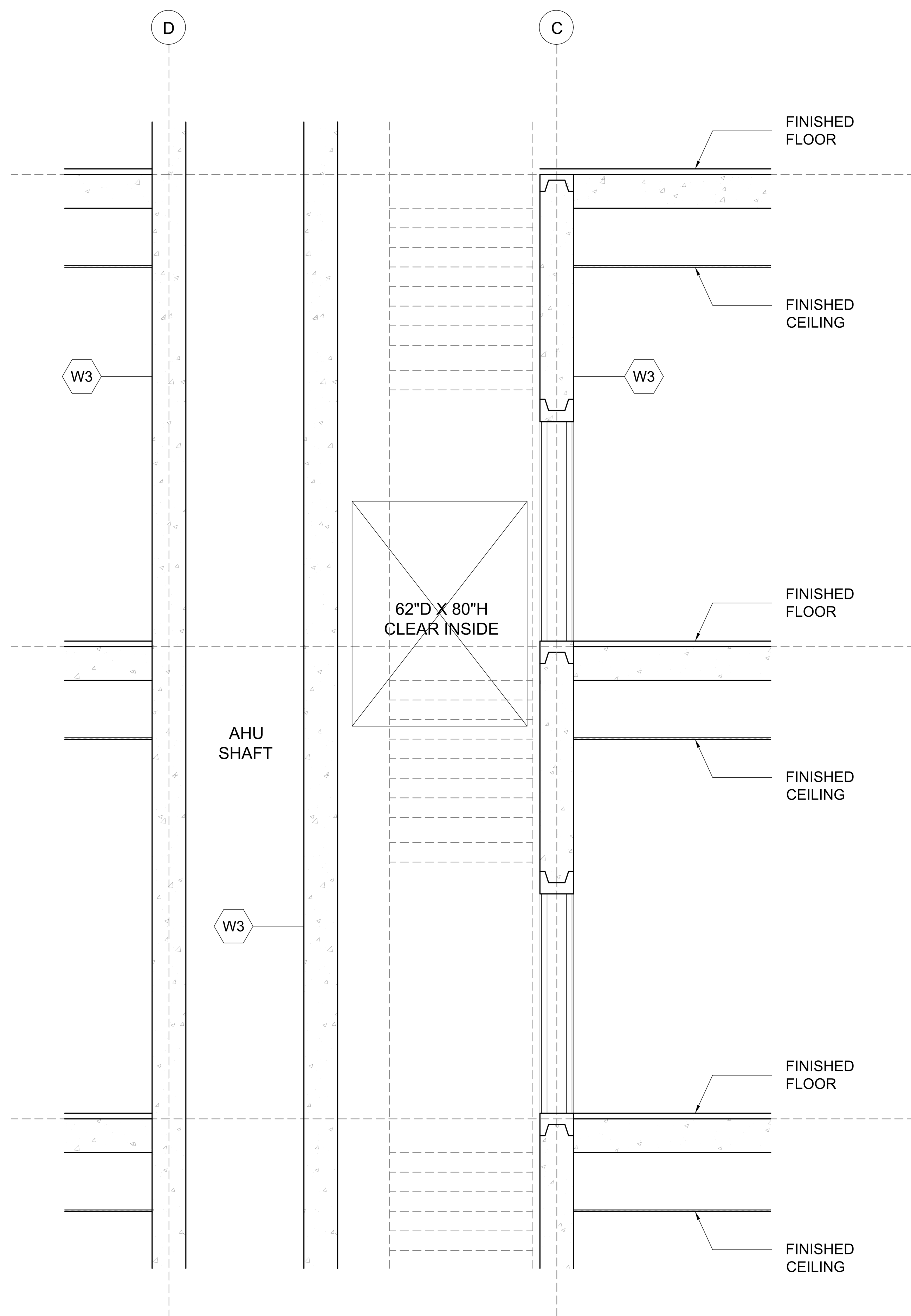
NO.	DATE	REVISION
01	13 OCT 2020	SD SUBMISSION
02	01 DEC 2020	DD SUBMISSION

## MELROSE COMMUNITY CENTER

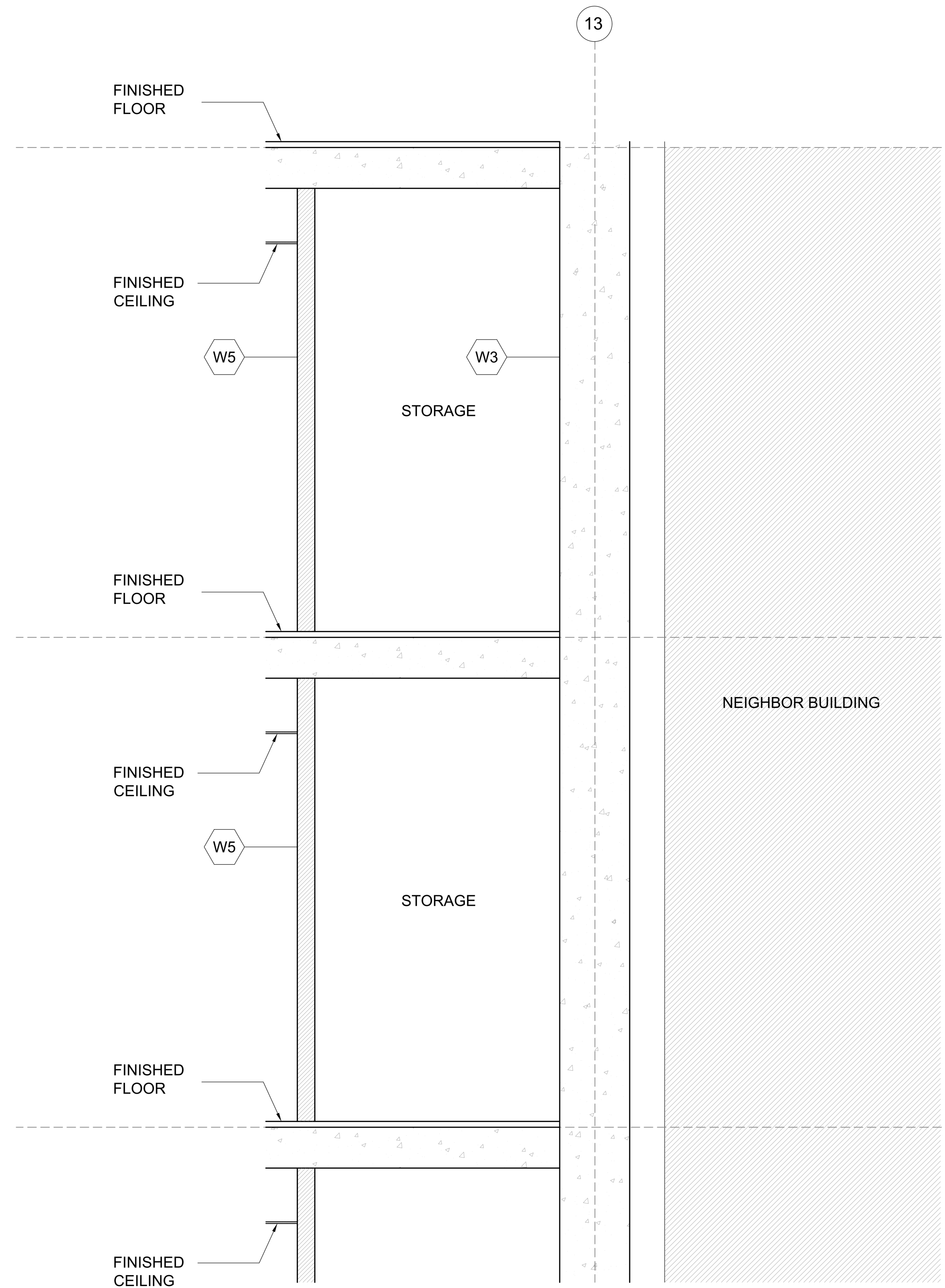
### Shaft + Fire Wall Detail

Project number PMFT-C-01  
Date DEC 01 2020  
Author +/- 14


A701



**1** SHAFT WALL SECTION AT HVAC COVER  
SCALE: 1/2"=1'-0"



**2** FIRE BREAK WALL AT PARTY WALL  
SCALE: 1/2"=1'-0"



Architect  
+/- 14

Architectural Consultant  
Stephen Ruiz  
PGAL

Structural Consultant  
Shinjinee Pathak  
Silman

Mechanical Consultant  
Oliver Meade  
BuroHappold

Enclosure Consultant  
Ryan Donaghy  
SHoP

Designers

Jinseon Noh  
Jo Hee Lee  
John Trujillo  
Jui Yu Bianca Lin

NO.	DATE	REVISION
01	13 OCT 2020	SD SUBMISSION
02	01 DEC 2020	DD SUBMISSION

## MELROSE COMMUNITY CENTER

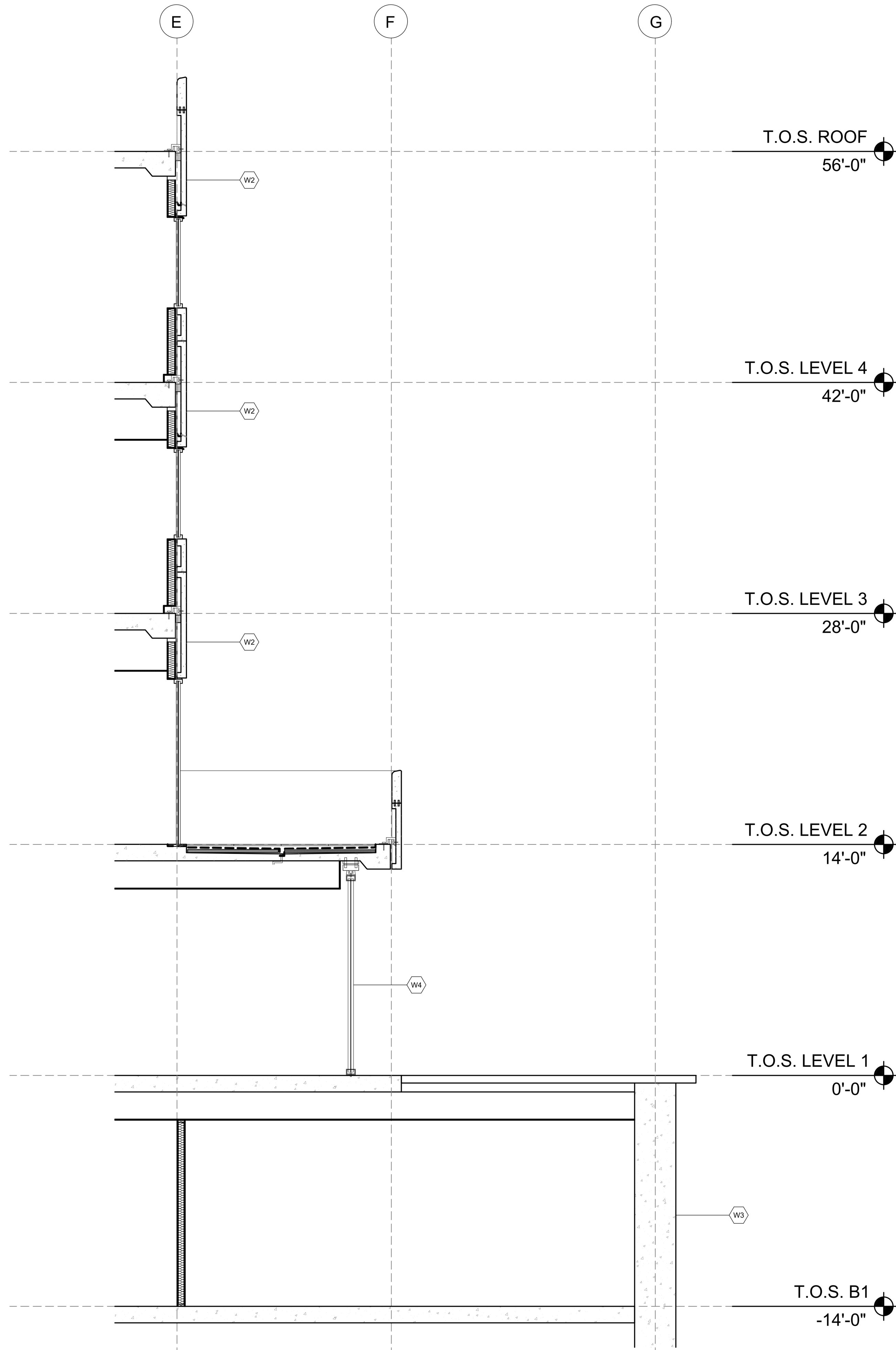
### FOH + BOH Sections

Project number PMFT-C-01

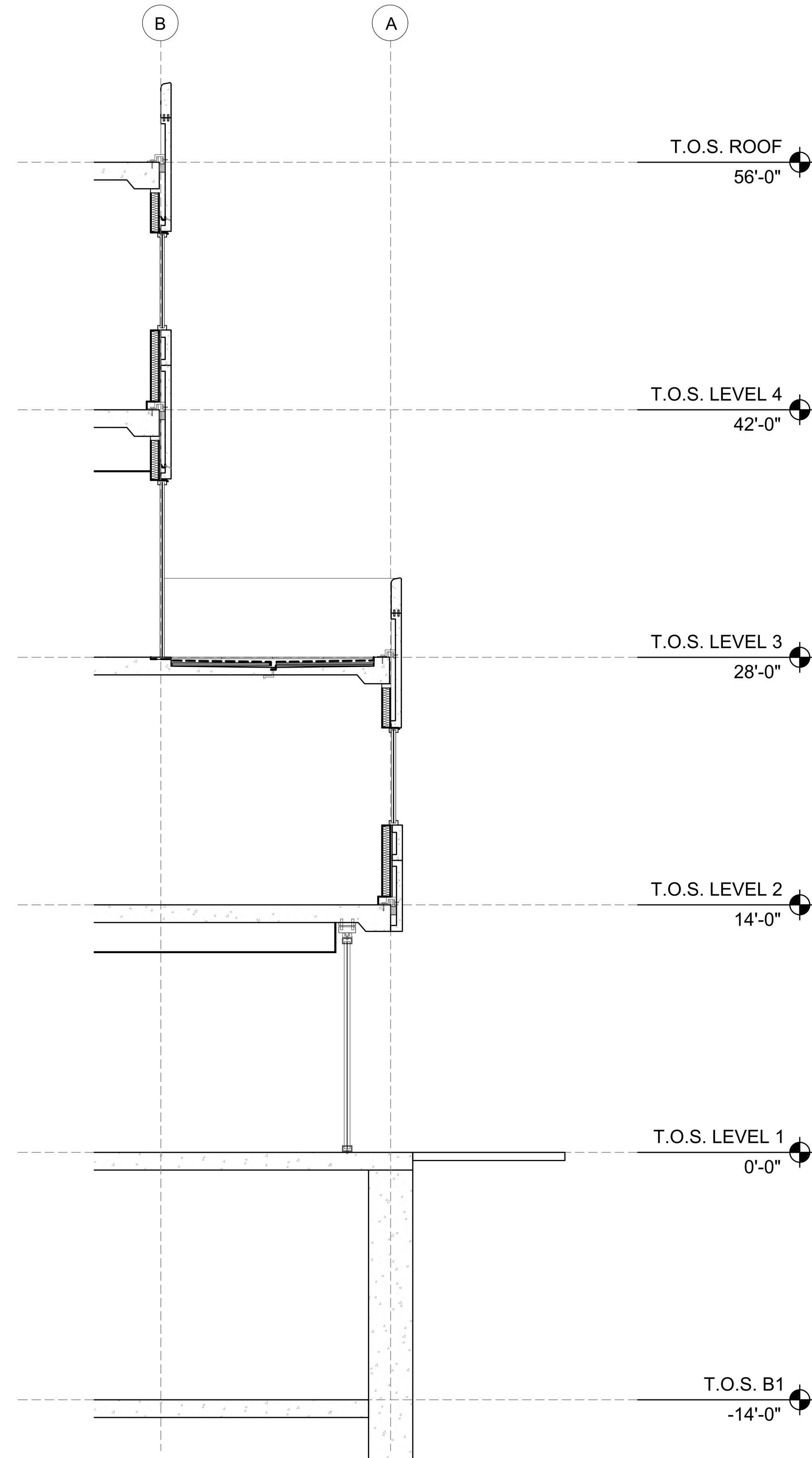
Date DEC 01 2020

Author +/- 14

A702



1 FOH WALL SECTION  
SCALE: 1/4"=1'-0"



2 BOH WALL SECTION  
SCALE: 1/4"=1'-0"

Architect  
+/- 14

Architectural Consultant  
Stephen Ruiz  
PGAL

Structural Consultant  
Shinjinee Pathak  
Silman

Mechanical Consultant  
Oliver Meade  
BuroHappold

Enclosure Consultant  
Ryan Donaghy  
SHoP

Designers

Jinseon Noh  
Jo Hee Lee  
John Trujillo  
Jui Yu Bianca Lin

NO.	DATE	REVISION
01	13 OCT 2020	SD SUBMISSION
02	01 DEC 2020	DD SUBMISSION

## MELROSE COMMUNITY CENTER

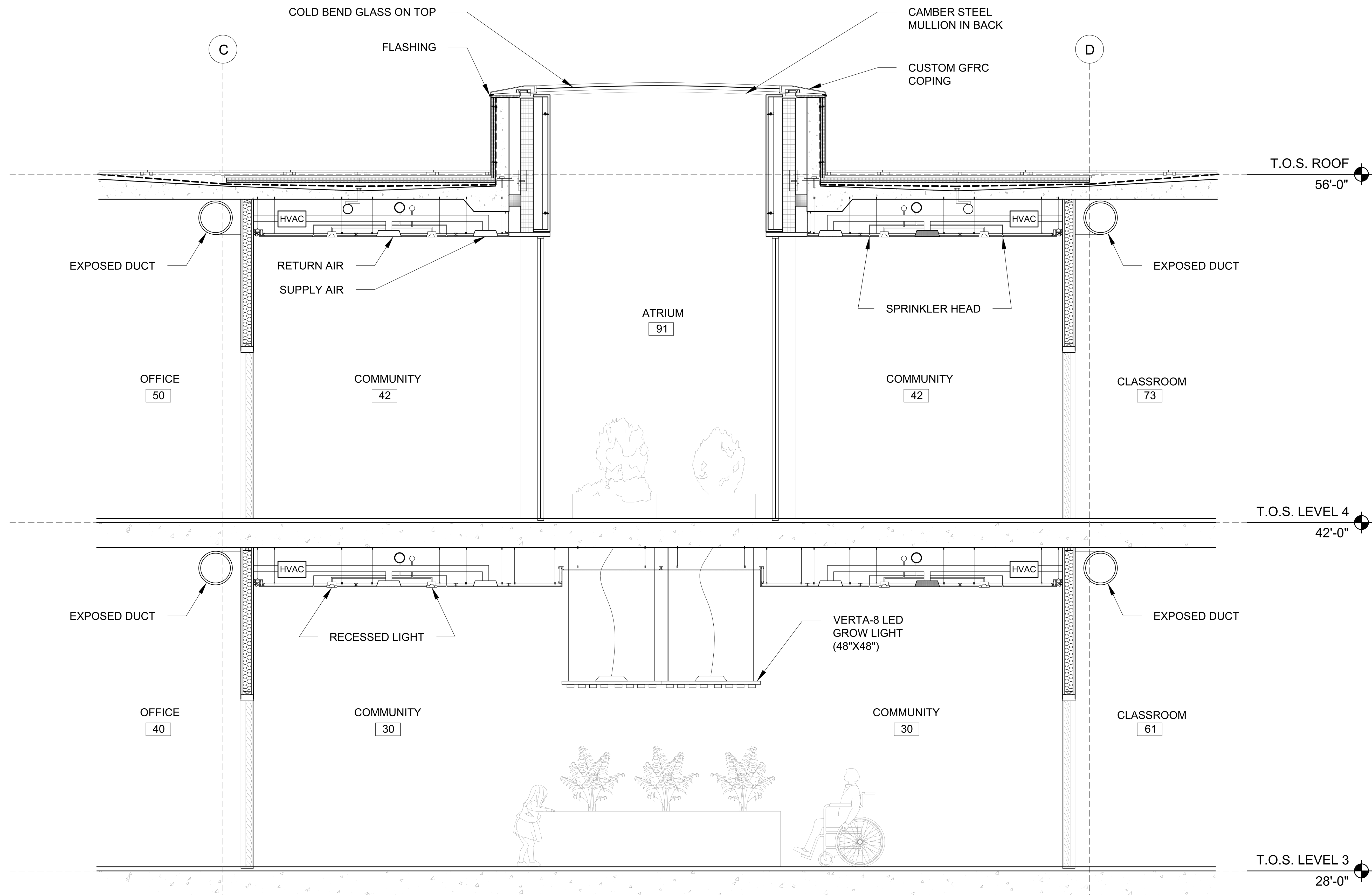
### Indoor Farm and Atrium Section

Project number PMFT-C-01


Date DEC 01 2020

Author +/- 14

A703



1 FARM AREA AND ATRIUM  
SCALE: 1/2"=1'-0"



**Architect**  
+/- 14

**Architectural Consultant**  
Stephen Ruiz  
PGAL

**Structural Consultant**  
Shinjinee Pathak  
Silman

**Mechanical Consultant**  
Oliver Meade  
BuroHappold

**Enclosure Consultant**  
Ryan Donaghy  
SHoP

**Designers**

Jinseon Noh  
Jo Hee Lee  
John Trujillo  
Jui Yu Bianca Lin

NO.	DATE	REVISION
01	13 OCT 2020	SD SUBMISSION
02	01 DEC 2020	DD SUBMISSION


**MELROSE  
COMMUNITY  
CENTER**

**Exterior  
Perspective**

Project number	PMFT-C-01
Date	DEC 01 2020
Author	+/- 14

**A900**





Architect  
+/- 14

Architectural Consultant  
Stephen Ruiz  
PGAL

Structural Consultant  
Shirjinee Pathak  
Silman

Mechanical Consultant  
Oliver Meade  
BuroHappold

Enclosure Consultant  
Ryan Donaghy  
SHoP

**Designers**

Jinseon Noh  
Jo Hee Lee  
John Trujillo  
Jui Yu Bianca Lin



NO.	DATE	REVISION
01	13 OCT 2020	SD SUBMISSION
02	01 DEC 2020	DD SUBMISSION

**MELROSE  
COMMUNITY  
CENTER**

**Interior  
Perspective**

Project number	PMFT-C-01
Date	DEC 01 2020
Author	+/- 14

A901



Architect  
+/- 14

Architectural Consultant  
Stephen Ruiz  
PGAL

Structural Consultant  
Shinjinee Pathak  
Silman

Mechanical Consultant  
Oliver Meade  
BuroHappold

Enclosure Consultant  
Ryan Donaghy  
SHoP

Designers

Jinseon Noh  
Jo Hee Lee  
John Trujillo  
Jui Yu Bianca Lin

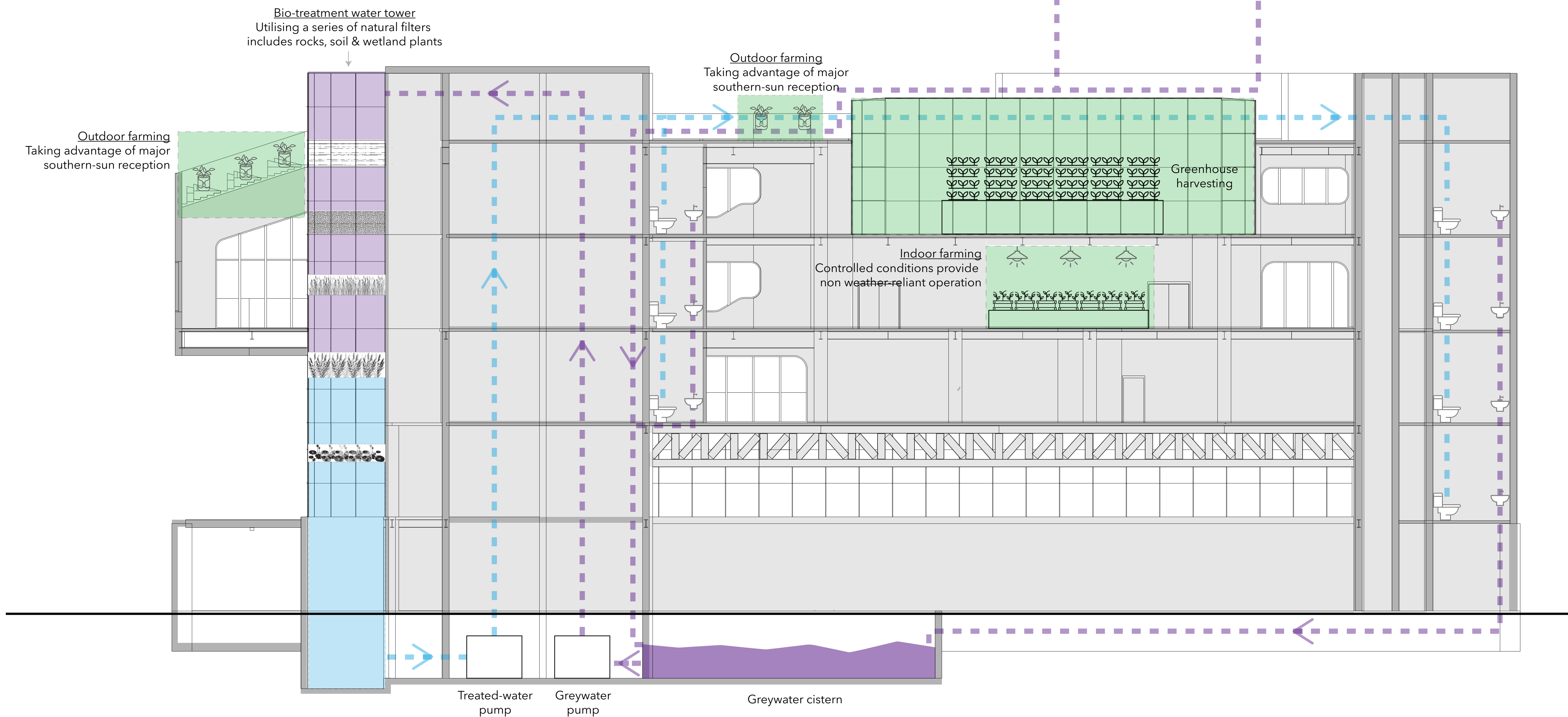
NO.	DATE	REVISION
01	13 OCT 2020	SD SUBMISSION
02	01 DEC 2020	DD SUBMISSION

# MELROSE COMMUNITY CENTER

## Sustainability Diagram

Project number	PMFT-C-01
Date	DEC 01 2020
Author	+/- 14

M001



- Rainwater + Greywater collection and treatment (Greywater recycling + Rainwater harvesting)
- Treated Greywater + Rainwater used for non-potable purposes (Lessen dependence on municipal supply)
- Mixture of Outdoor + Greenhouse + Indoor farming (Composting + Ensures year-round operation + educational value regardless of weather season)

Architect  
+/- 14

Architectural Consultant  
Stephen Ruiz  
PGAL

Structural Consultant  
Shinjinee Pathak  
Silman

Mechanical Consultant  
Oliver Meade  
BuroHappold

Enclosure Consultant  
Ryan Donaghy  
SHoP

Designers

Jinseon Noh  
Jo Hee Lee  
John Trujillo  
Jui Yu Bianca Lin

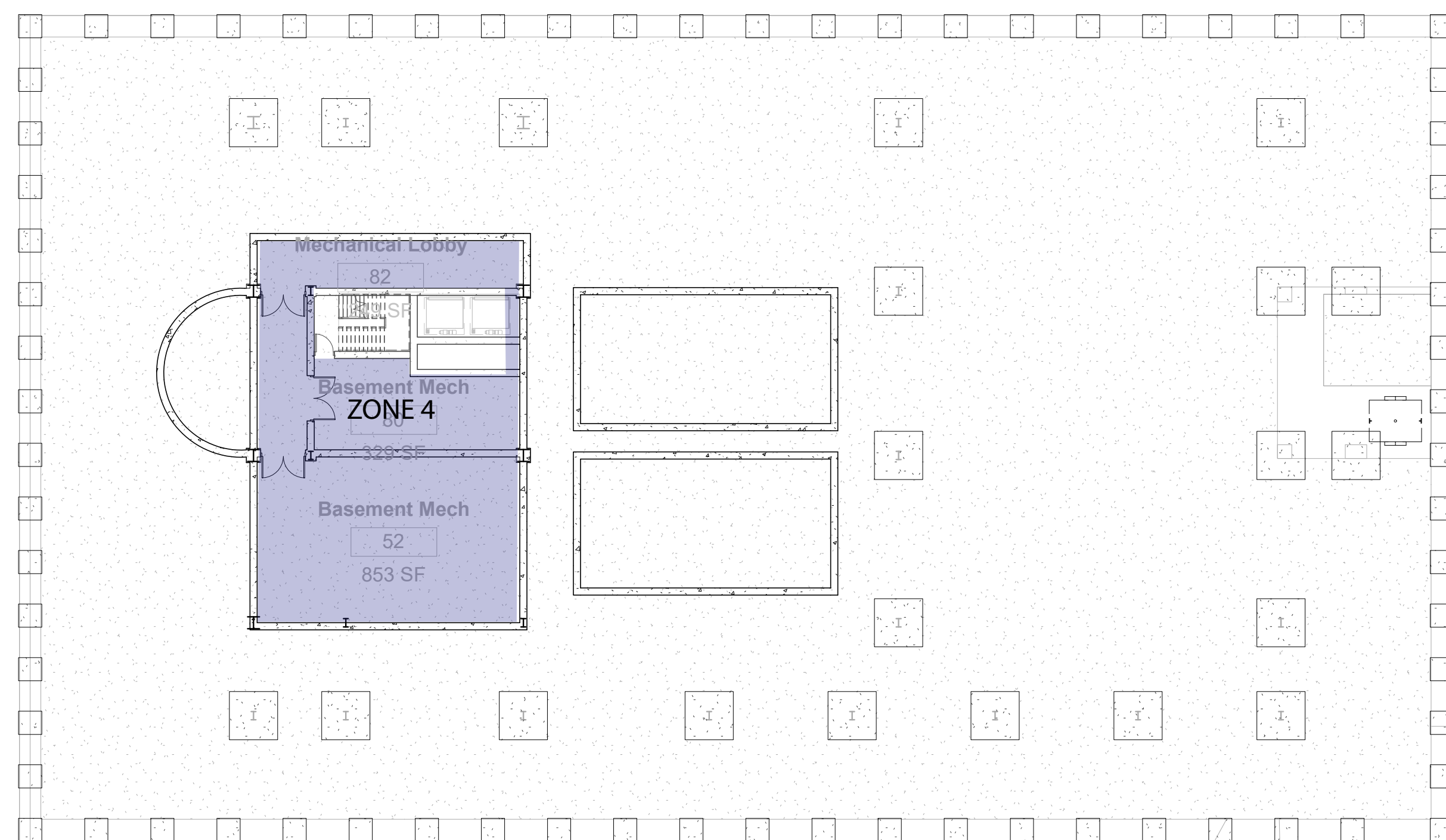
NO.	DATE	REVISION
01	13 OCT 2020	SD SUBMISSION
02	01 DEC 2020	DD SUBMISSION

# MELROSE COMMUNITY CENTER

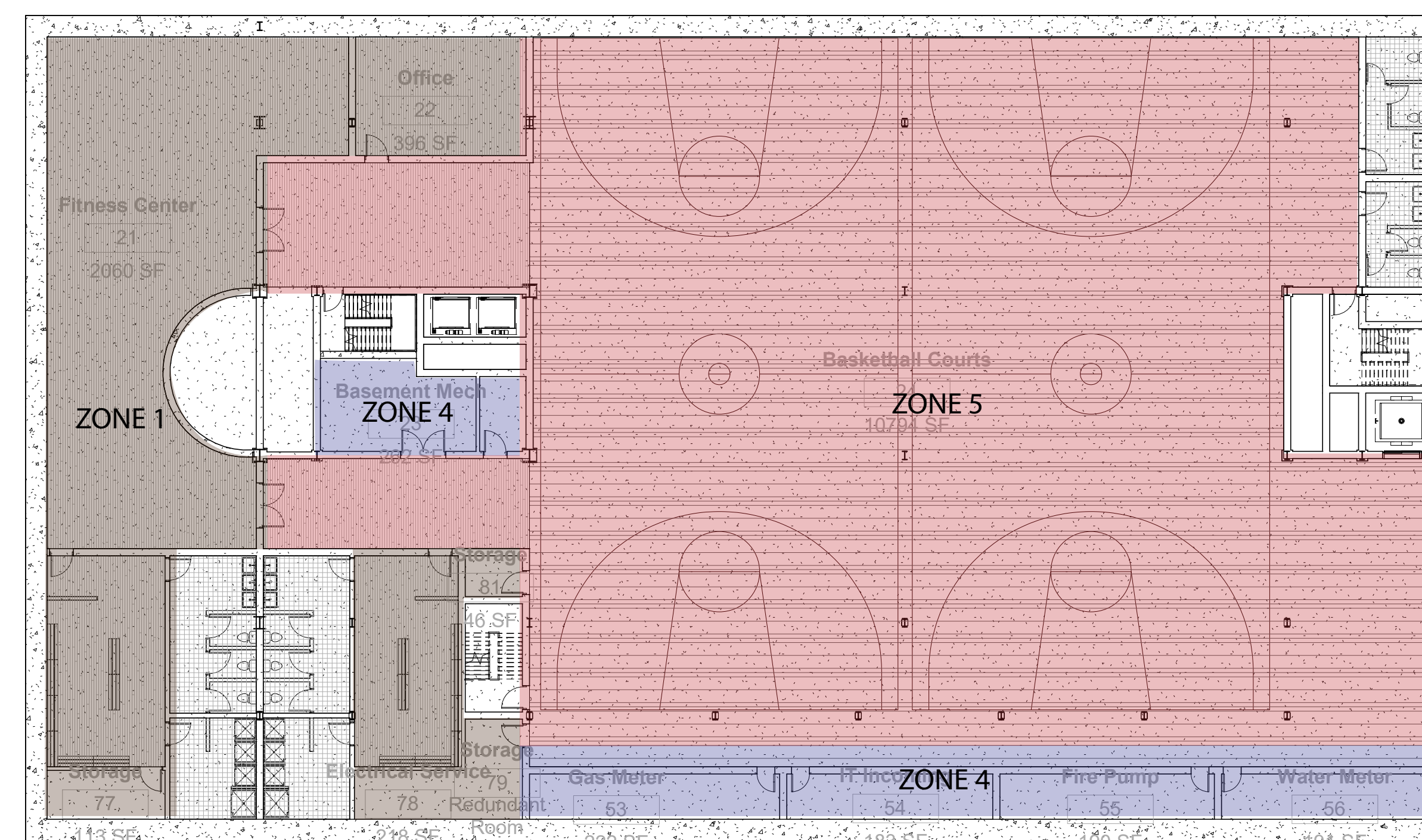
## Zoning Plans

Project number	PMFT-C-01
Date	DEC 01 2020
Author	+/- 14

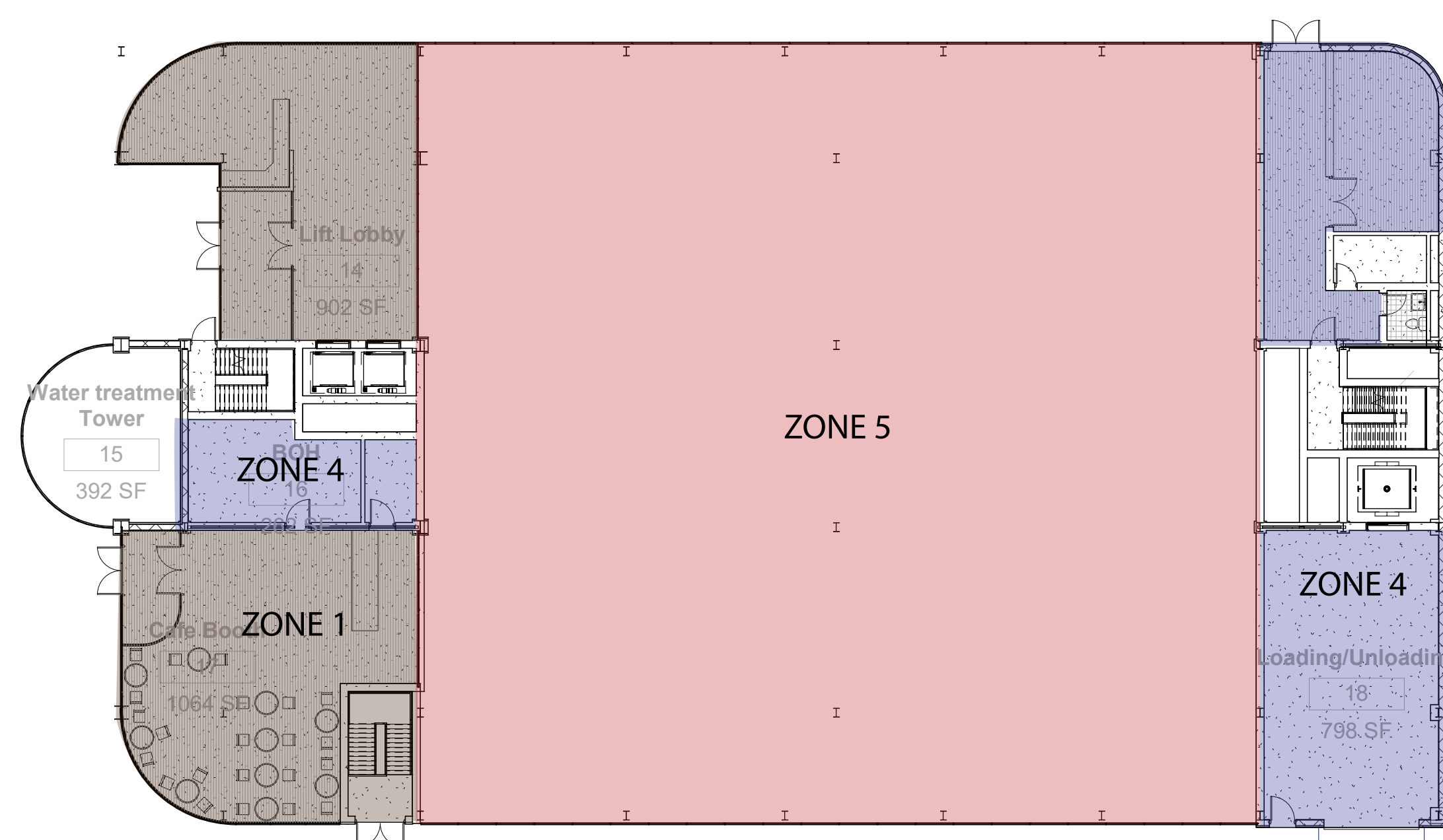
M002



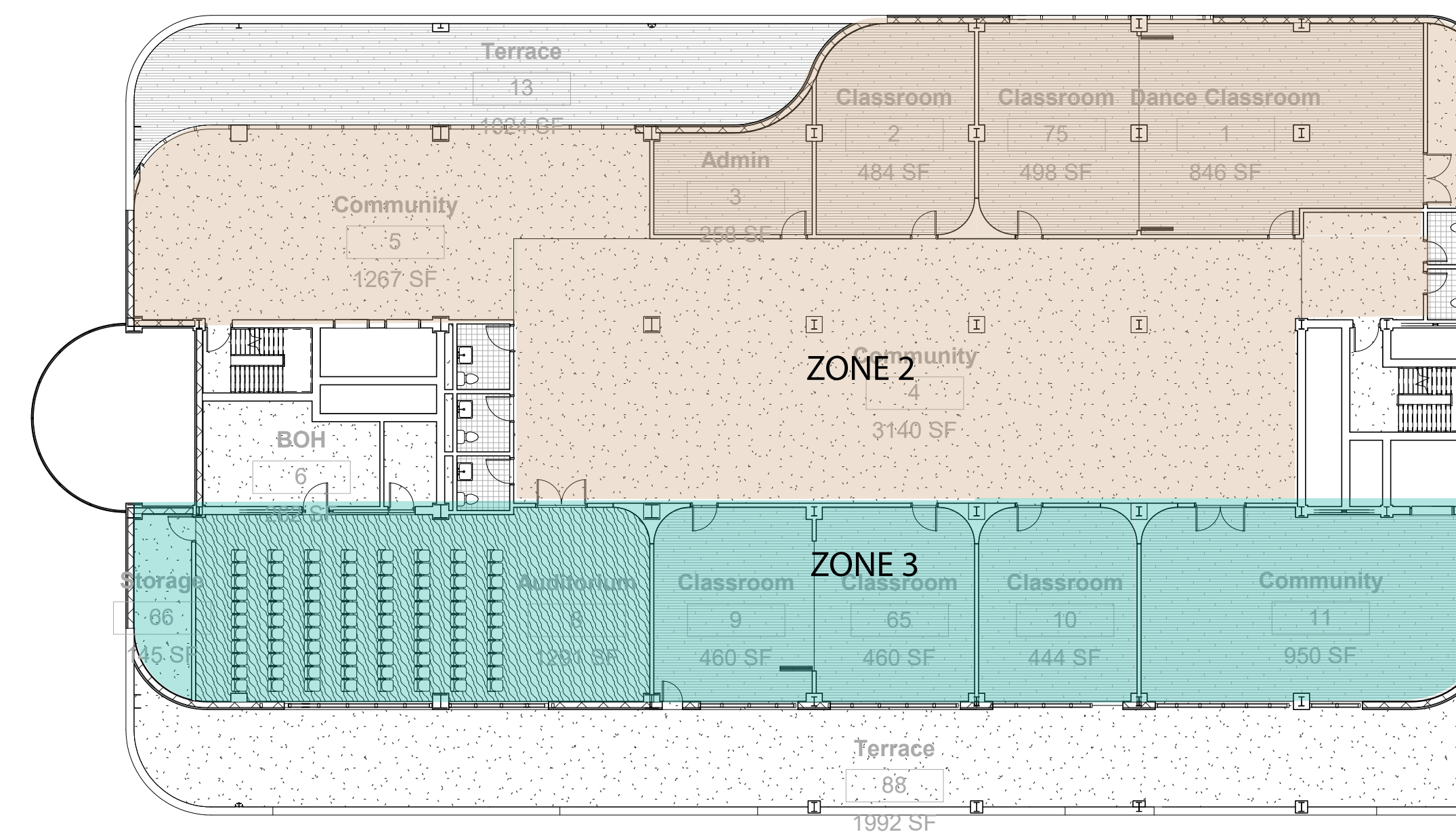
① HVAC B2  
1/16" = 1'-0"



② HVAC B1  
1/16" = 1'-0"



③ HVAC 1  
1/16" = 1'-0"



④ HVAC 2  
1/16" = 1'-0"

Architect  
+/- 14

Architectural Consultant  
Stephen Ruiz  
PGAL

Structural Consultant  
Shinjinee Pathak  
Silman

Mechanical Consultant  
Oliver Meade  
BuroHappold

Enclosure Consultant  
Ryan Donaghy  
SHoP

Designers

Jinseon Noh  
Jo Hee Lee  
John Trujillo  
Jui Yu Bianca Lin

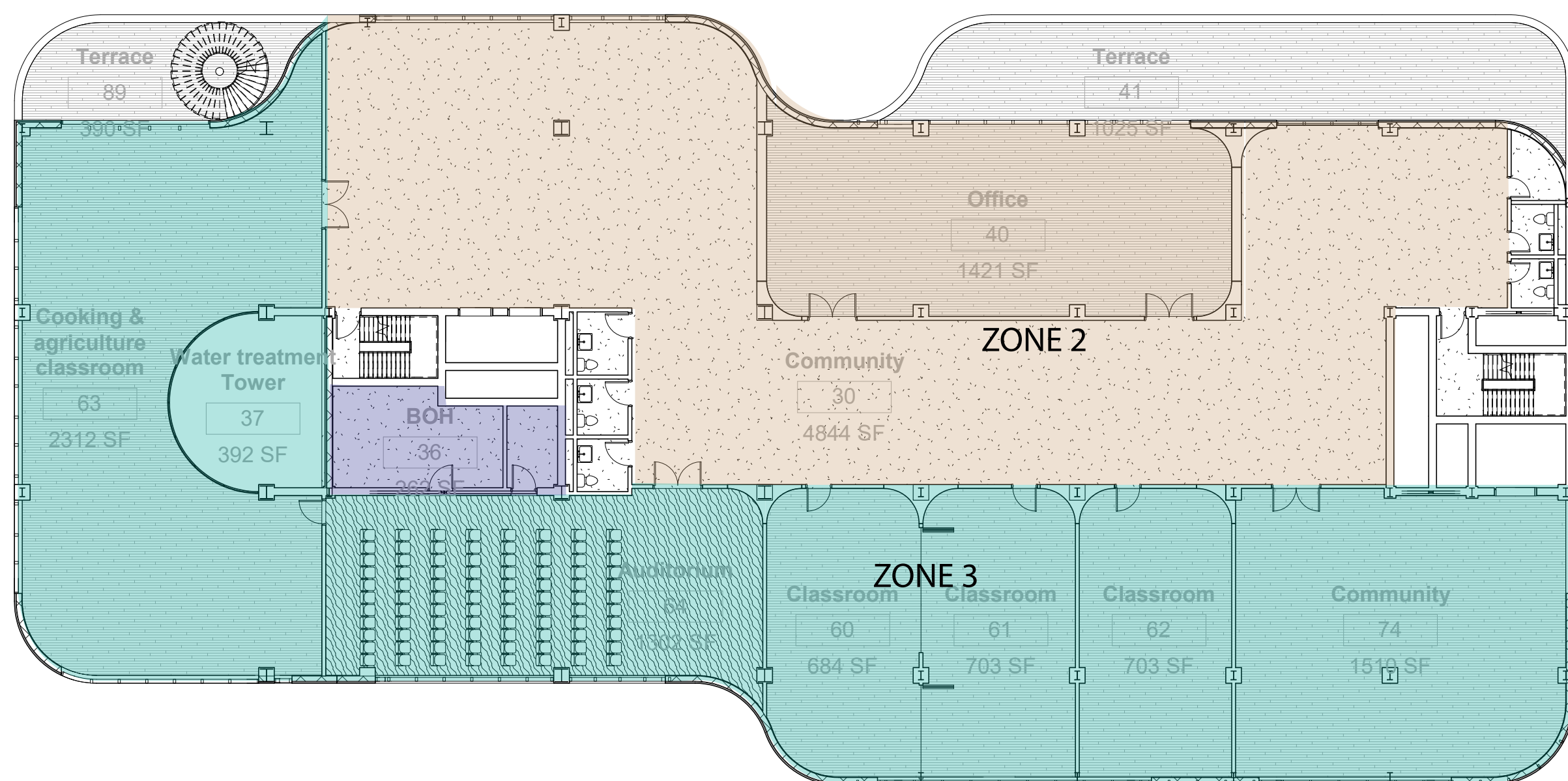
NO.	DATE	REVISION
01	13 OCT 2020	SD SUBMISSION
02	01 DEC 2020	DD SUBMISSION

# MELROSE COMMUNITY CENTER

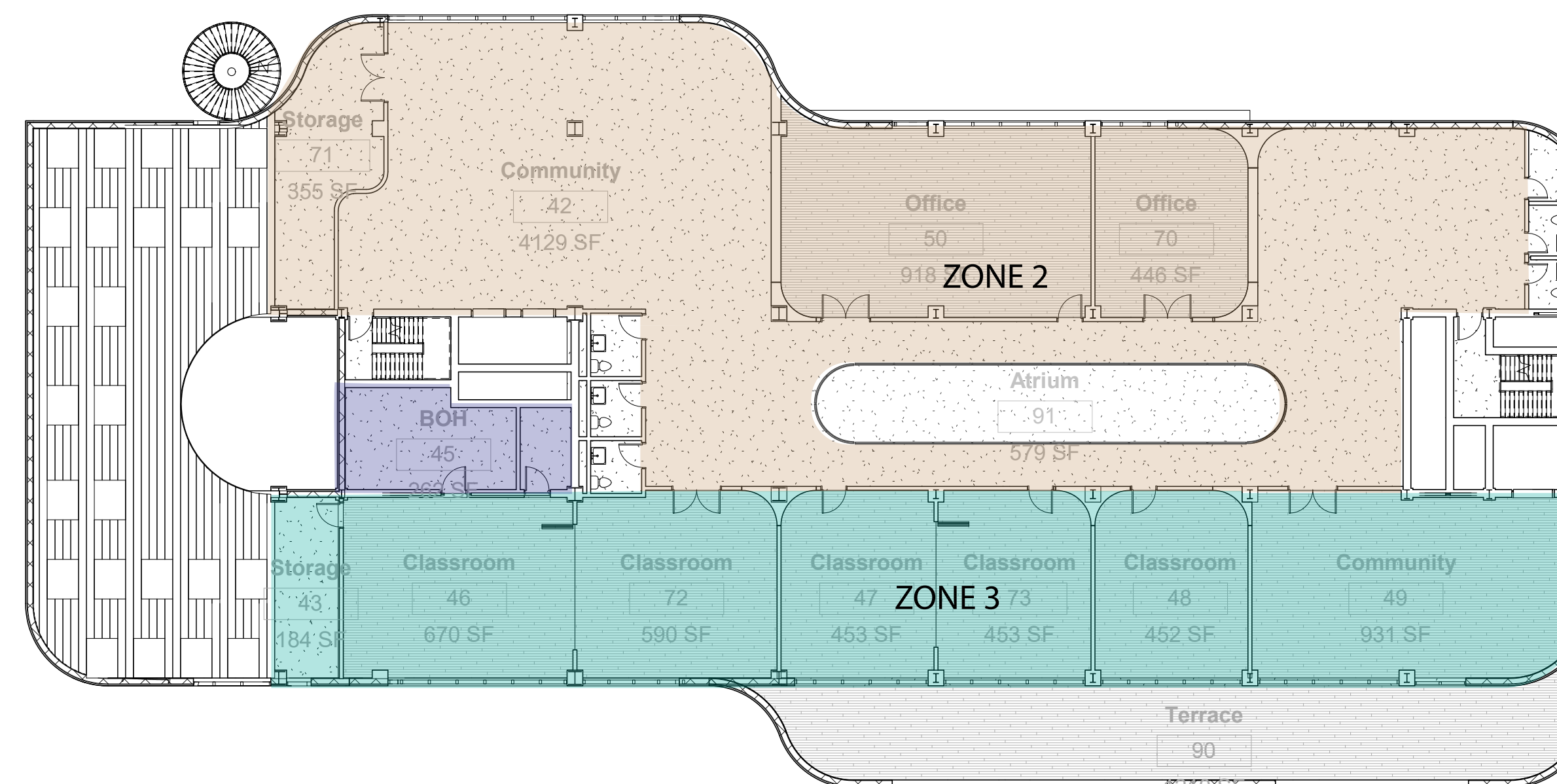
## Zoning Plans

Project number	PMFT-C-01
Date	DEC 01 2020
Author	+/- 14

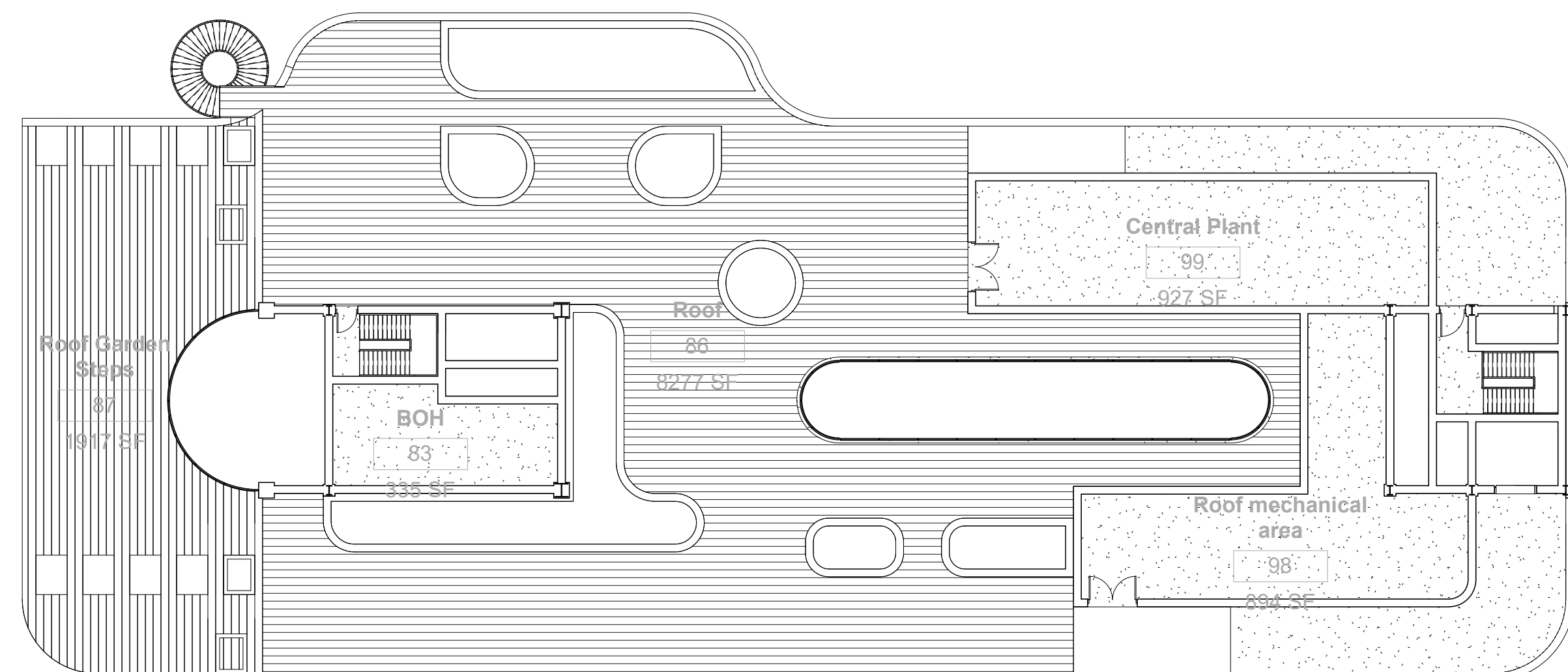
M002A



1 HVAC 3  
1/16" = 1'-0"



2 HVAC 4  
1/16" = 1'-0"



3 HVAC Roof  
1/16" = 1'-0"

Project BRONX CS  
Number  
Date 3-Nov-20  
Eng SK  
Disc. Intake & Exhaust Louver Sizing

LEGEND	AMOUNT	UNITS
Project Specific Parameter		
Fixed Parameter		
Result		

AREA	AMOUNT	UNITS
Area - FOH	5,418	ft <sup>2</sup>
Area - BOH	4,900	ft <sup>2</sup>
Area - Education	12,059	ft <sup>2</sup>
Area - Community	18,205	ft <sup>2</sup>

OCCUPANTS	AMOUNT	UNITS
Basketball Court Occupants	674	Occupants

VENTILATION	AMOUNT	UNITS
Volumetric Flow Rate of Fresh Air, Q		
Q Per Area Basis	0.3	ft <sup>3</sup> /min per ft <sup>2</sup>
Q Per Person Basis	25	ft <sup>3</sup> /min per Occ. for cooling
Fresh Air required per Volume of Cooling	30%	

FRESH AIR VOLUME	AMOUNT	UNITS
Volume - FOH	1,625	ft <sup>3</sup> /min
Volume - BOH	1,470	ft <sup>3</sup> /min
Volume - Education	5,930	ft <sup>3</sup> /min
Volume - Community	5,462	ft <sup>3</sup> /min
Volume - Basketball Courts	5,055	ft <sup>3</sup> /min
Total Volume (Left Core)	9,025	ft <sup>3</sup> /min
Total Volume (Right Core)	10,517	ft <sup>3</sup> /min

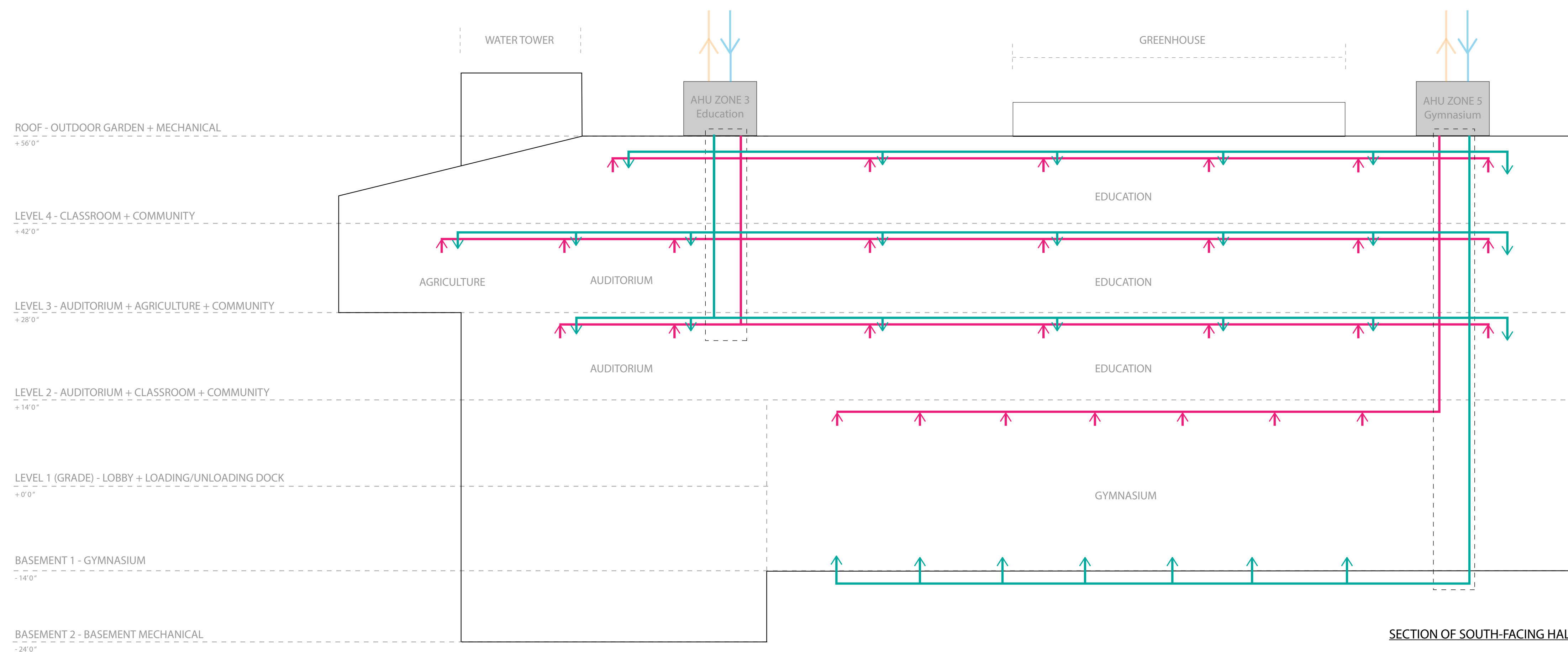
INTAKE LOUVER SIZE	AMOUNT	UNITS
Intake Velocity	500	ft/min through free Area
Intake Size (Left Core)	18	ft <sup>2</sup>
Intake Size (Right Core)	21	ft <sup>2</sup>

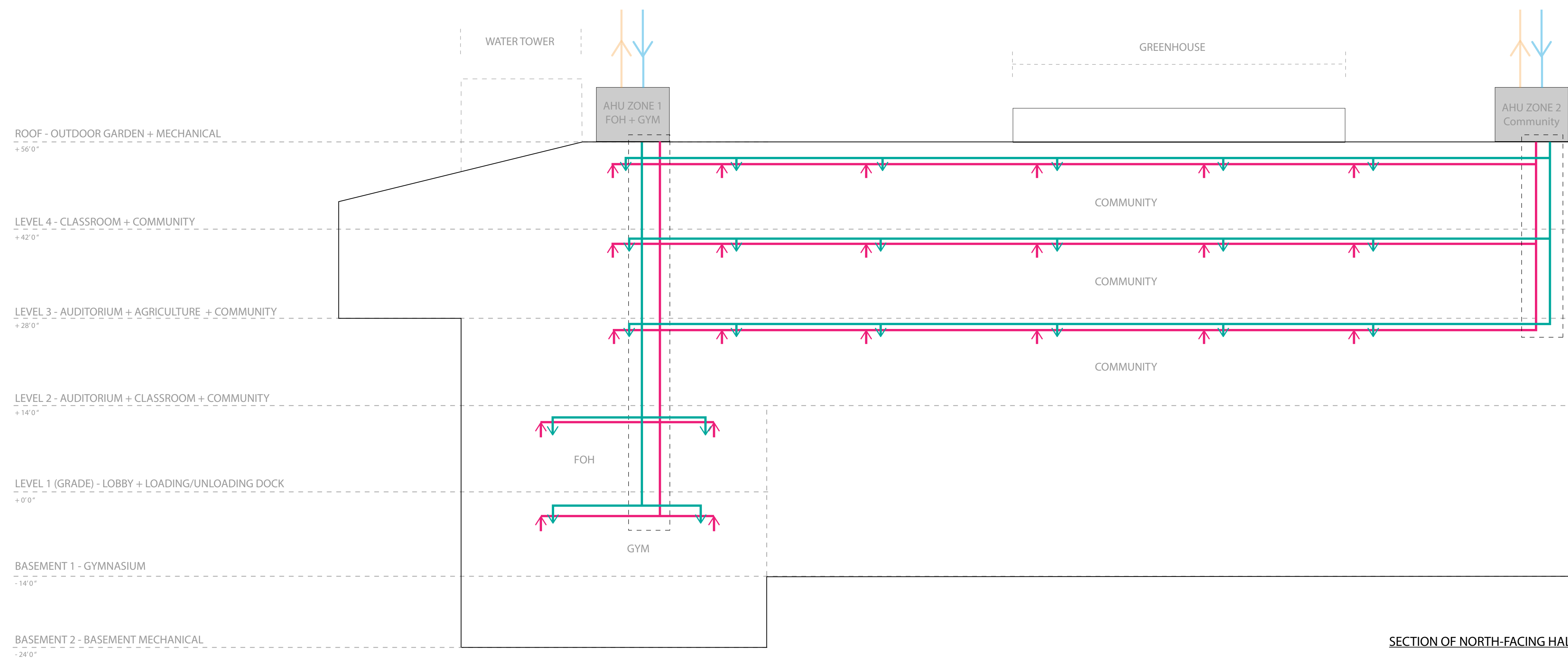
Louver-Free Area	AMOUNT	UNITS
Total Area for Louver Intake (Left Core)	45%	
Total Area for Louver Intake (Right Core)	40	ft <sup>2</sup>
Total Area for Louver Intake (Right Core)	47	ft <sup>2</sup>

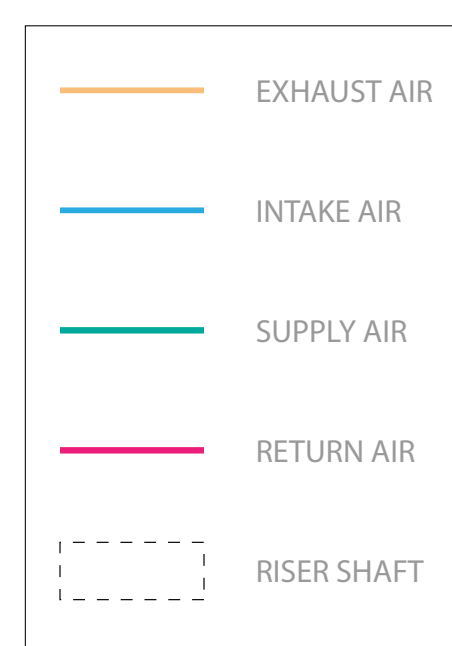
EXHAUST LOUVER SIZE	AMOUNT	UNITS
% of Exhaust Size to Intake Size	60%	
Total Area for Louver Exhaust (Left Core)	24	ft <sup>2</sup>
Total Area for Louver Exhaust (Right Core)	28	ft <sup>2</sup>



SECTION OF SOUTH-FACING HALF



SECTION OF NORTH-FACING HALF



**Architect**  
+/- 14

**Architectural Consultant**  
Stephen Ruiz  
PGAL

**Structural Consultant**  
Shinjinee Pathak  
Silman

**Mechanical Consultant**  
Oliver Meade  
BuroHappold

**Enclosure Consultant**  
Ryan Donaghy  
SHoP

**Designers**  
Jinseon Noh  
Jo Hee Lee  
John Trujillo  
Jui Yu Bianca Lin

NO.	DATE	REVISION
01	13 OCT 2020	SD SUBMISSION
02	01 DEC 2020	DD SUBMISSION

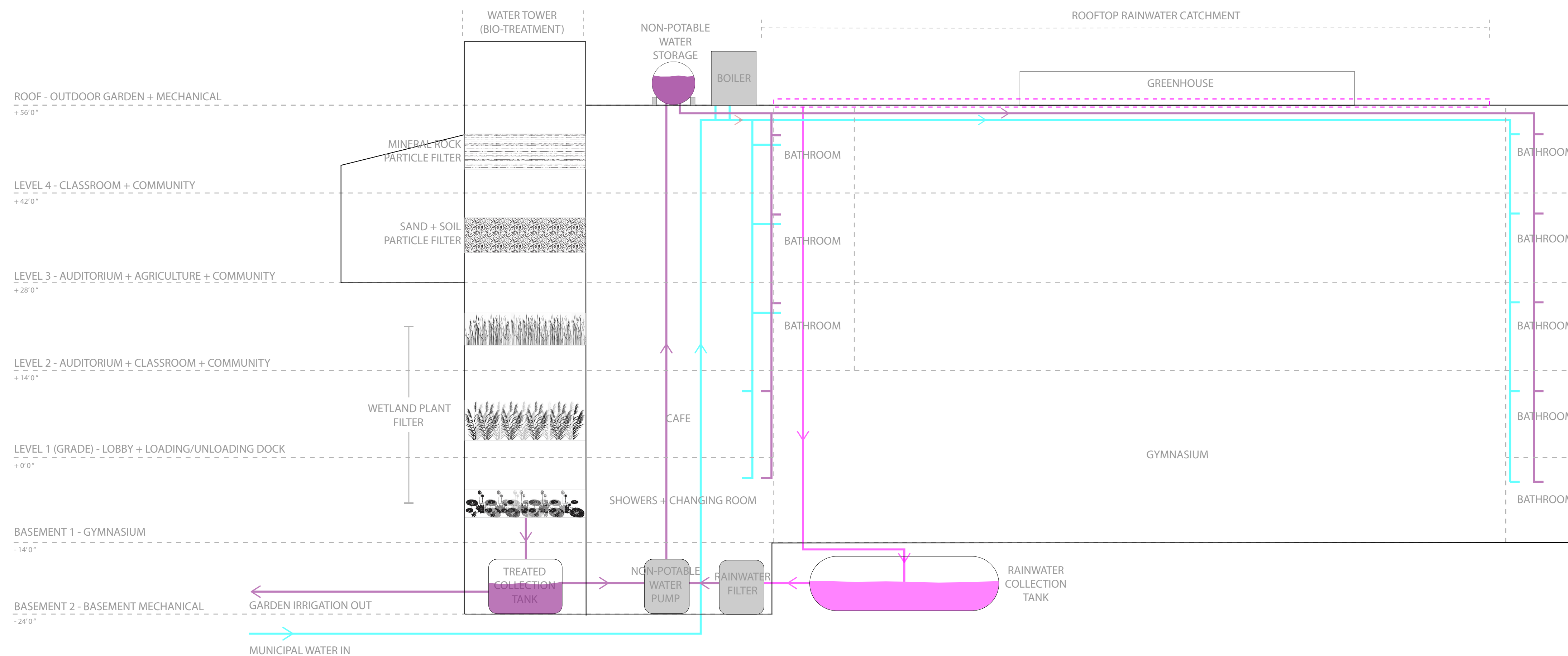
# MELROSE COMMUNITY CENTER

## Air Riser Diagram

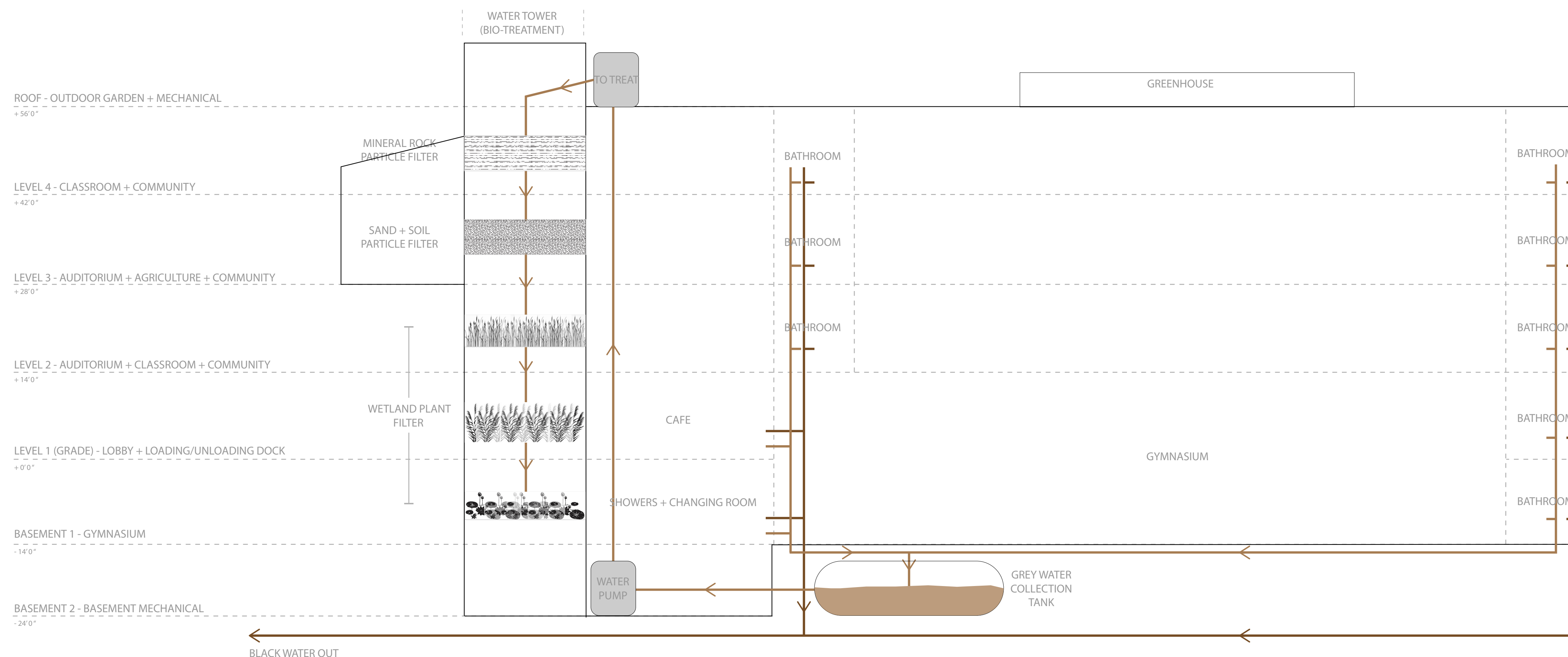
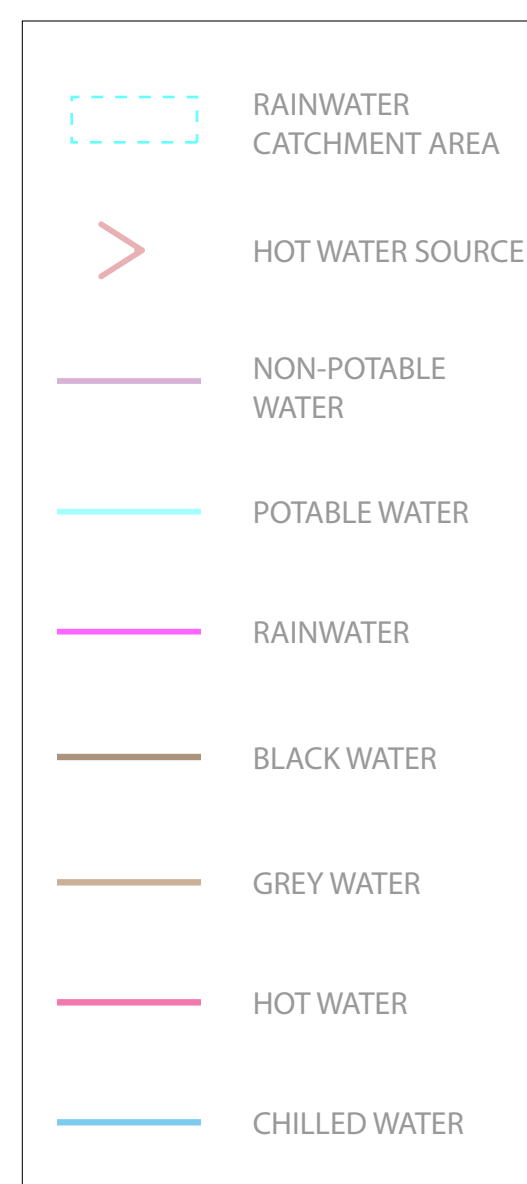
Project number: PMFT-C-01  
Date: DEC 01 2020  
Author: +/- 14

M003

**USABLE WATER RISER DIAGRAM**



**WASTE WATER RISER DIAGRAM**



**Architect**  
+/- 14

**Architectural Consultant**  
Stephen Ruiz  
PGAL

**Structural Consultant**  
Shinjinee Pathak  
Silman

**Mechanical Consultant**  
Oliver Meade  
BuroHappold

**Enclosure Consultant**  
Ryan Donaghy  
SHoP

**Designers**

Junseon Noh  
Jo Hee Lee  
John Trujillo  
Jui Yu Bianca Lin

NO.	DATE	REVISION
01	13 OCT 2020	SD SUBMISSION
02	01 DEC 2020	DD SUBMISSION

**MELROSE COMMUNITY CENTER**

**Plumbing Riser Diagram**

Project number	PMFT-C-01
Date	DEC 01 2020
Author	+/- 14

**M004**

Architect  
+/- 14

Architectural Consultant  
Stephen Ruiz  
PGAL

Structural Consultant  
Shinjinee Pathak  
Silman

Mechanical Consultant  
Oliver Meade  
BuroHappold

Enclosure Consultant  
Ryan Donaghy  
SHoP

Designers

Junseon Noh  
Jo Hee Lee  
John Trujillo  
Jui Yu Bianca Lin

NO.	DATE	REVISION
01	13 OCT 2020	SD SUBMISSION
02	01 DEC 2020	DD SUBMISSION

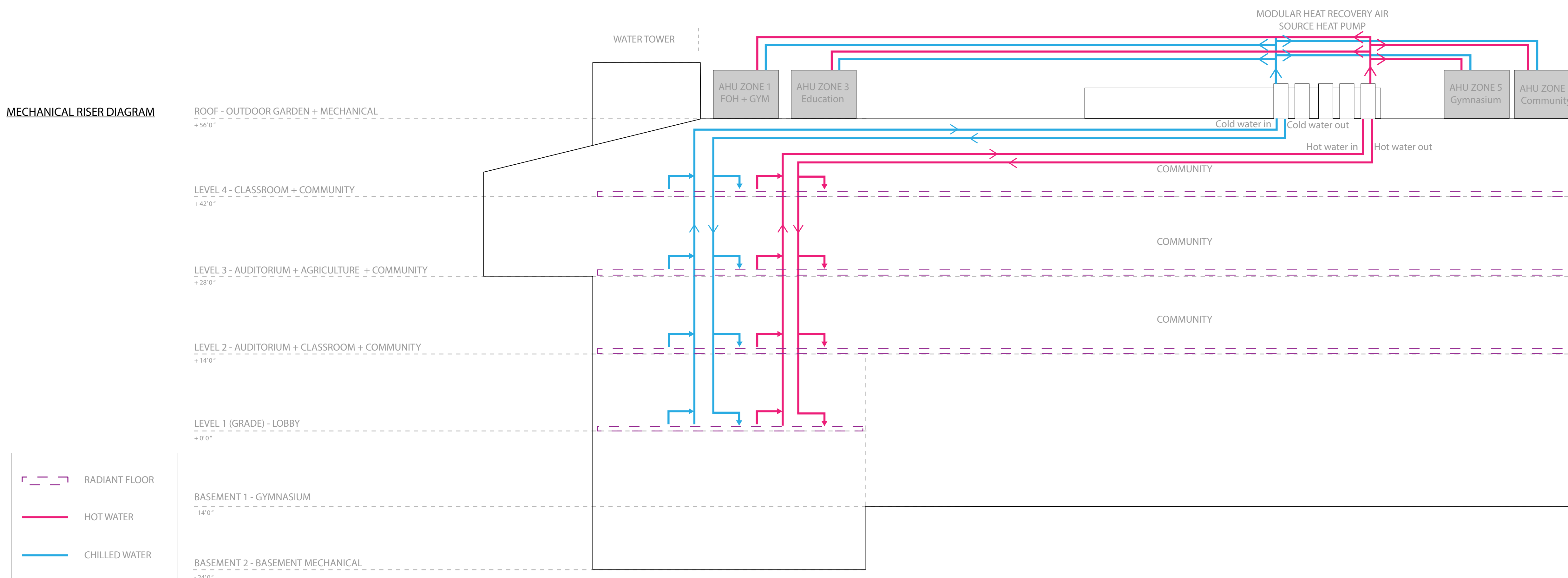
# MELROSE COMMUNITY CENTER

## Mechanical Riser Diagram

Project number	PMFT-C-01
Date	DEC 01 2020
Author	+/- 14

M005

MECHANICAL RISER DIAGRAM



Legend:

- RADIANT FLOOR
- HOT WATER
- CHILLED WATER

Architect  
+/- 14

Architectural Consultant  
Stephen Ruiz  
PGAL

Structural Consultant  
Shinjinee Pathak  
Silman

Mechanical Consultant  
Oliver Meade  
BuroHappold

Enclosure Consultant  
Ryan Donaghy  
SHoP

Designers

Jinseon Noh  
Jo Hee Lee  
John Trujillo  
Jui Yu Bianca Lin

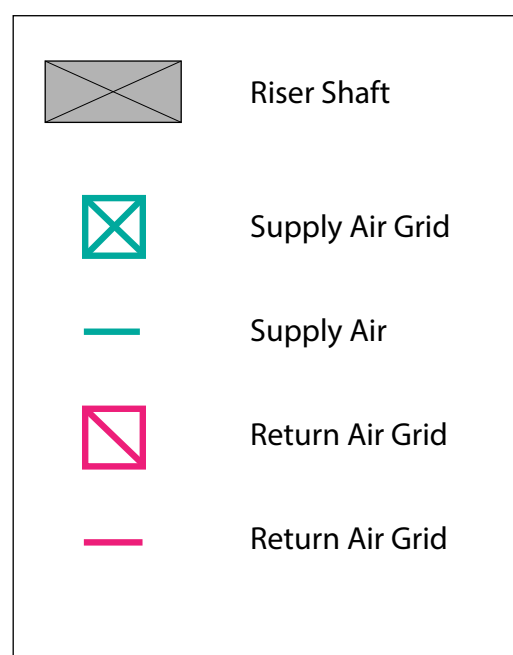
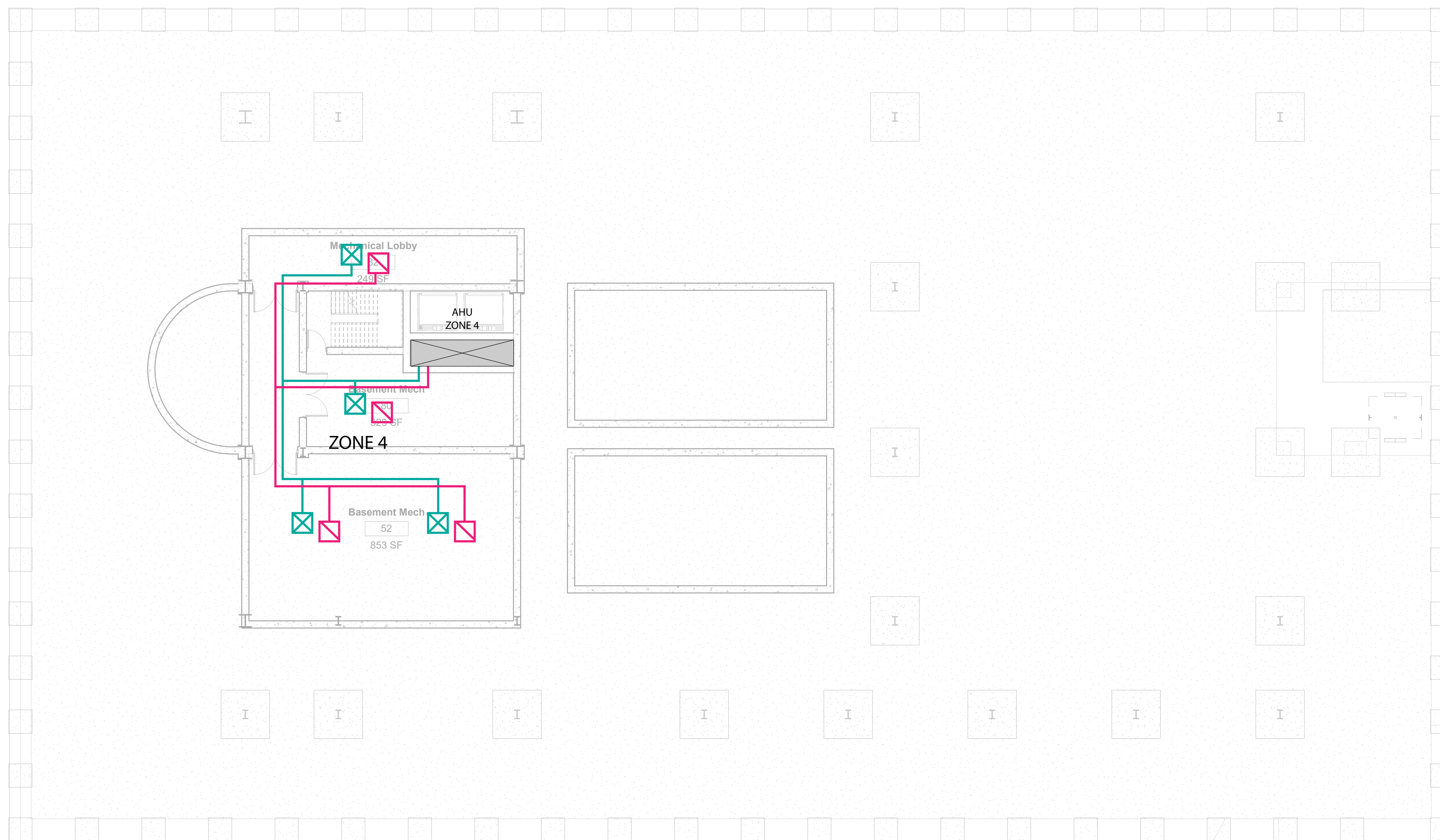
NO.	DATE	REVISION
01	13 OCT 2020	SD SUBMISSION
02	01 DEC 2020	DD SUBMISSION

# MELROSE COMMUNITY CENTER

## HVAC B2

Project number	PMFT-C-01
Date	DEC 01 2020
Author	+/- 14

M100



① HVAC. BASEMENT 2  
1/8" = 1'-0"



Architect  
+/- 14

Architectural Consultant  
Stephen Ruiz  
PGAL

Structural Consultant  
Shinjinee Pathak  
Silman

Mechanical Consultant  
Oliver Meade  
BuroHappold

Enclosure Consultant  
Ryan Donaghy  
SHoP

Designers

Jinseon Noh  
Jo Hee Lee  
John Trujillo  
Jui Yu Bianca Lin

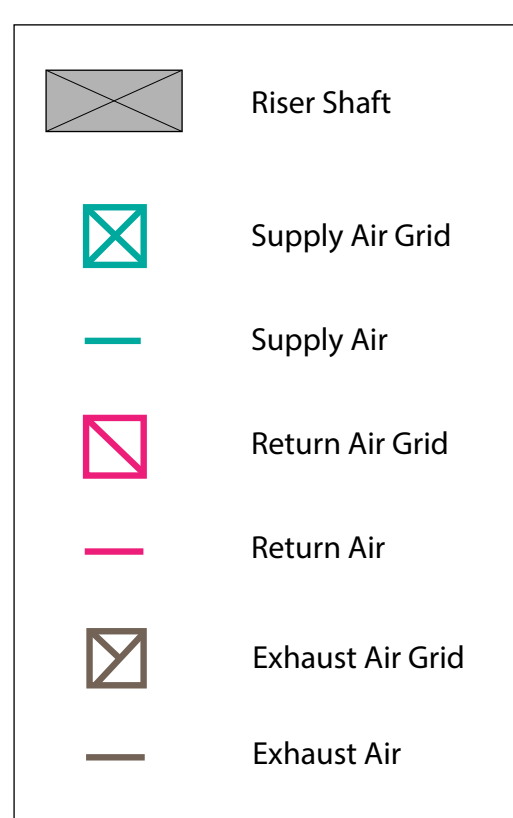
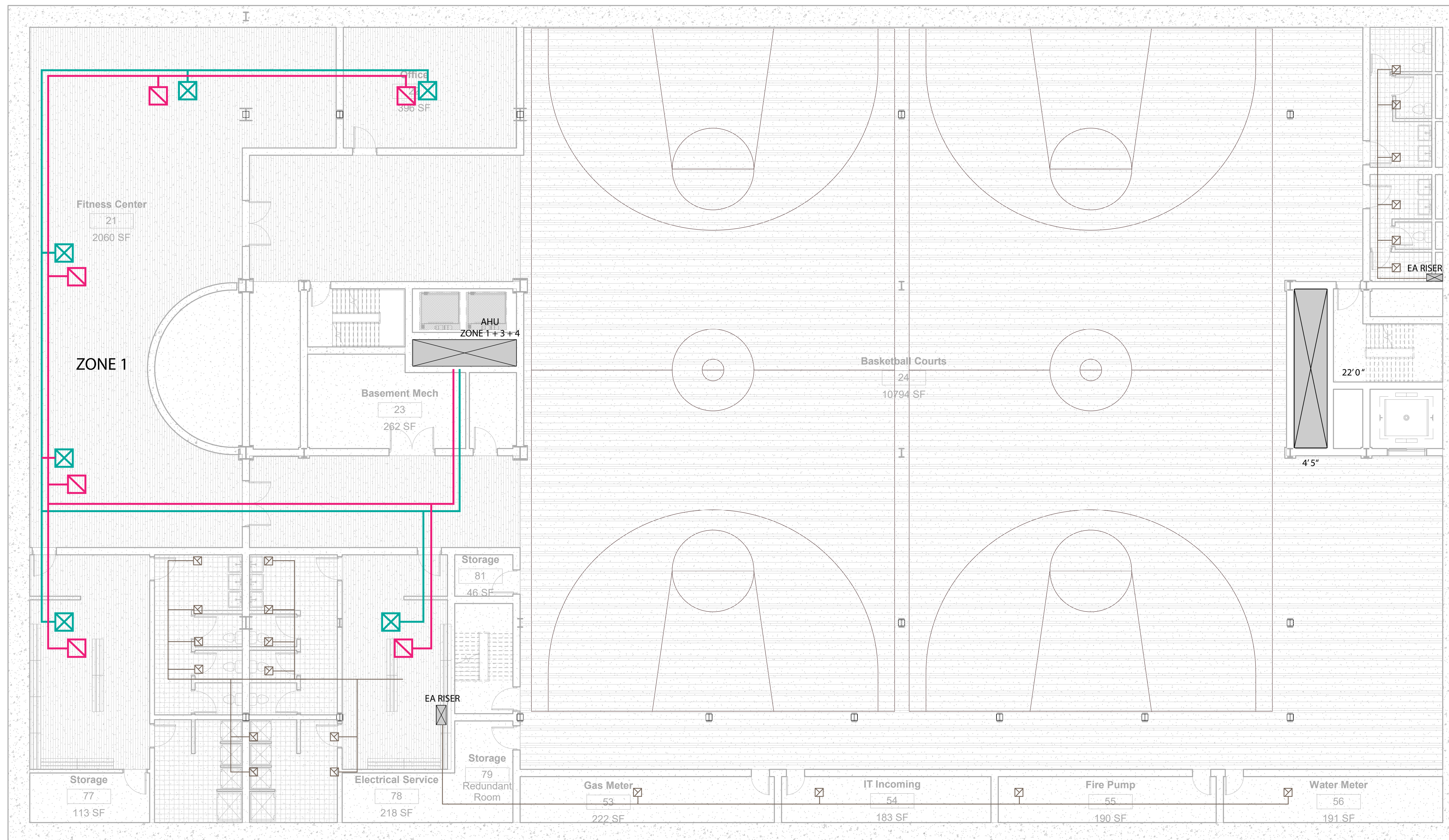
NO.	DATE	REVISION
01	13 OCT 2020	SD SUBMISSION
02	01 DEC 2020	DD SUBMISSION

# MELROSE COMMUNITY CENTER

## HVAC B1

Project number	PMFT-C-01
Date	DEC 01 2020
Author	+/- 14

M101



1 HVAC BASEMENT 1  
1/8" = 1'-0"

Architect  
+/- 14

Architectural Consultant  
Stephen Ruiz  
PGAL

Structural Consultant  
Shinjinee Pathak  
Silman

Mechanical Consultant  
Oliver Meade  
BuroHappold

Enclosure Consultant  
Ryan Donaghy  
SHoP

Designers

Jinseon Noh  
Jo Hee Lee  
John Trujillo  
Jui Yu Bianca Lin

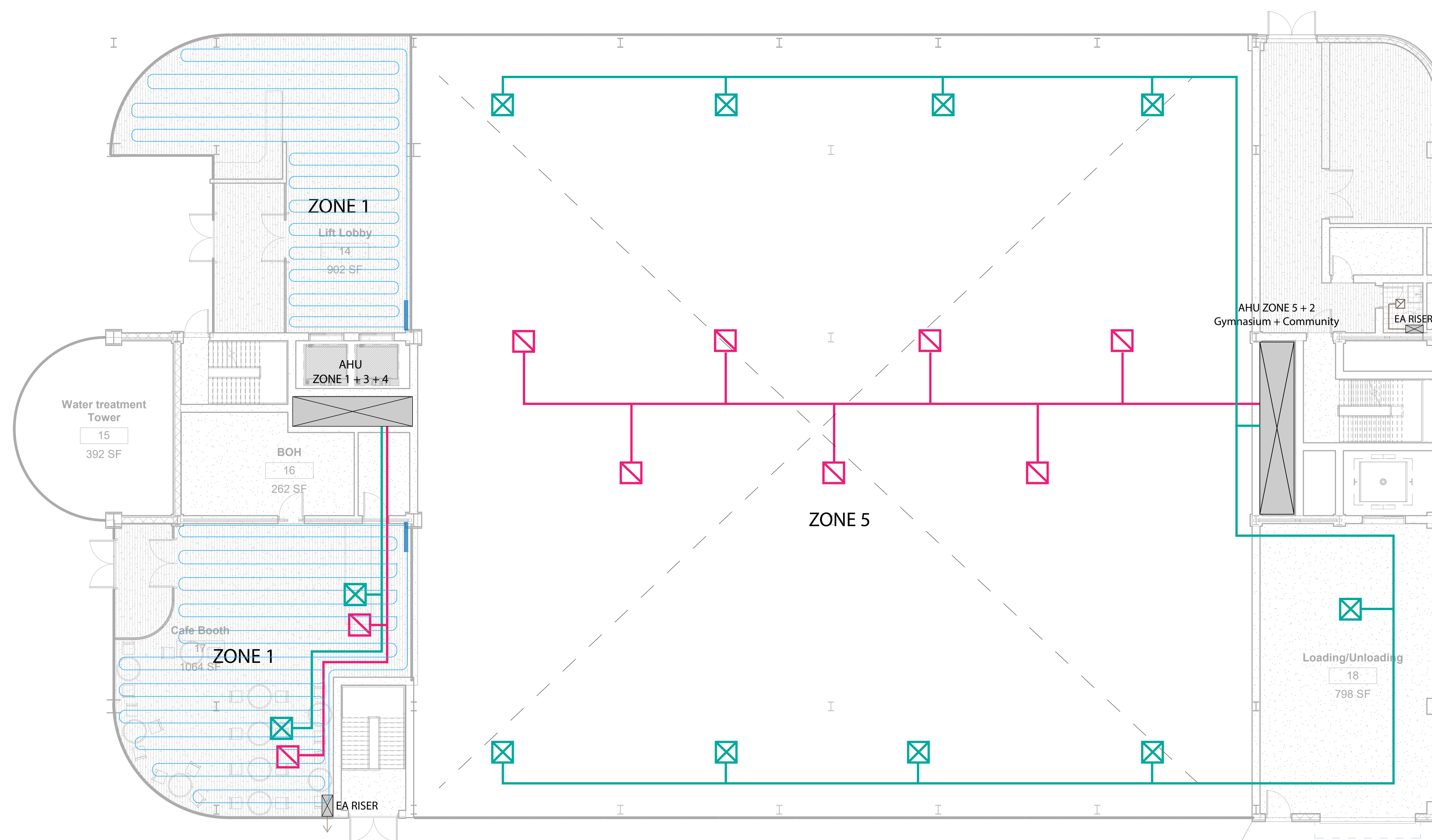
NO.	DATE	REVISION
01	13 OCT 2020	SD SUBMISSION
02	01 DEC 2020	DD SUBMISSION

# MELROSE COMMUNITY CENTER

## HVAC 1F

Project number	PMFT-C-01
Date	DEC 01 2020
Author	+/- 14

M102



- Riser Shaft
- Supply Air Grid
- Supply Air
- Return Air Grid
- Return Air Grid
- Radiant Floor
- Manifold
- Exhaust Air Grid
- Exhaust Air

① HVAC\_1F  
1/8" = 1'-0"

Architect  
+/- 14

Architectural Consultant  
Stephen Ruiz  
PGAL

Structural Consultant  
Shinjinee Pathak  
Silman

Mechanical Consultant  
Oliver Meade  
BuroHappold

Enclosure Consultant  
Ryan Donaghy  
SHoP

Designers

Jinseon Noh  
Jo Hee Lee  
John Trujillo  
Jui Yu Bianca Lin

NO.	DATE	REVISION
01	13 OCT 2020	SD SUBMISSION
02	01 DEC 2020	DD SUBMISSION

# MELROSE COMMUNITY CENTER

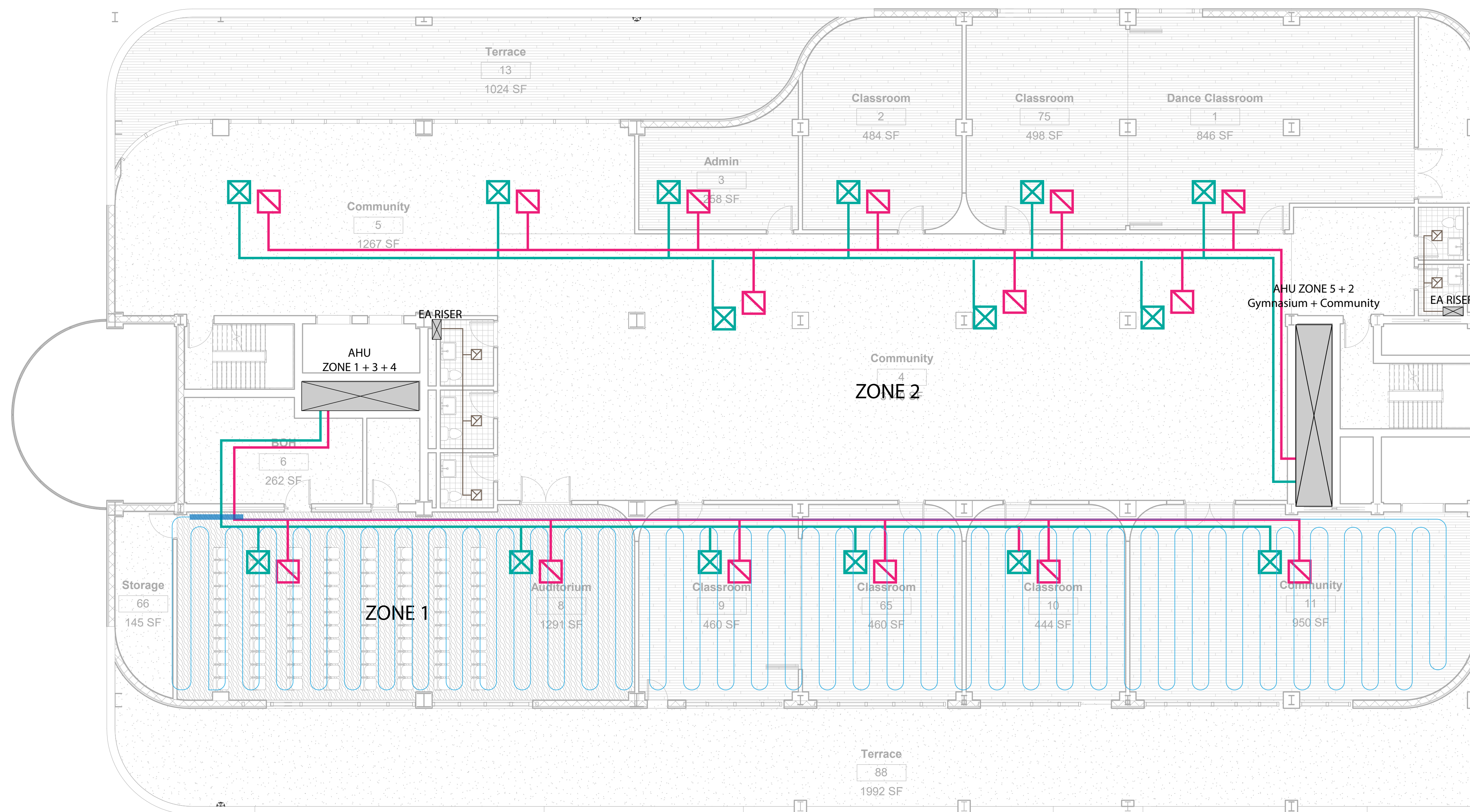
## HVAC 2F

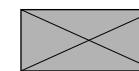








Project number PMFT-C-01

Date DEC 01 2020

Author +/- 14

M103



-  Riser Shaft
-  Supply Air Grid
-  Supply Air
-  Return Air Grid
-  Return Air
-  Radiant Floor
-  Manifold
-  Exhaust Air Grid
-  Exhaust Air

① HVAC\_2F  
1/8" = 1'-0"

Architect  
+/- 14

Architectural Consultant  
Stephen Ruiz  
PGAL

Structural Consultant  
Shinjinee Pathak  
Silman

Mechanical Consultant  
Oliver Meade  
BuroHappold

Enclosure Consultant  
Ryan Donaghy  
SHoP

Designers  
Jinseon Noh  
Jo Hee Lee  
John Trujillo  
Jui Yu Bianca Lin

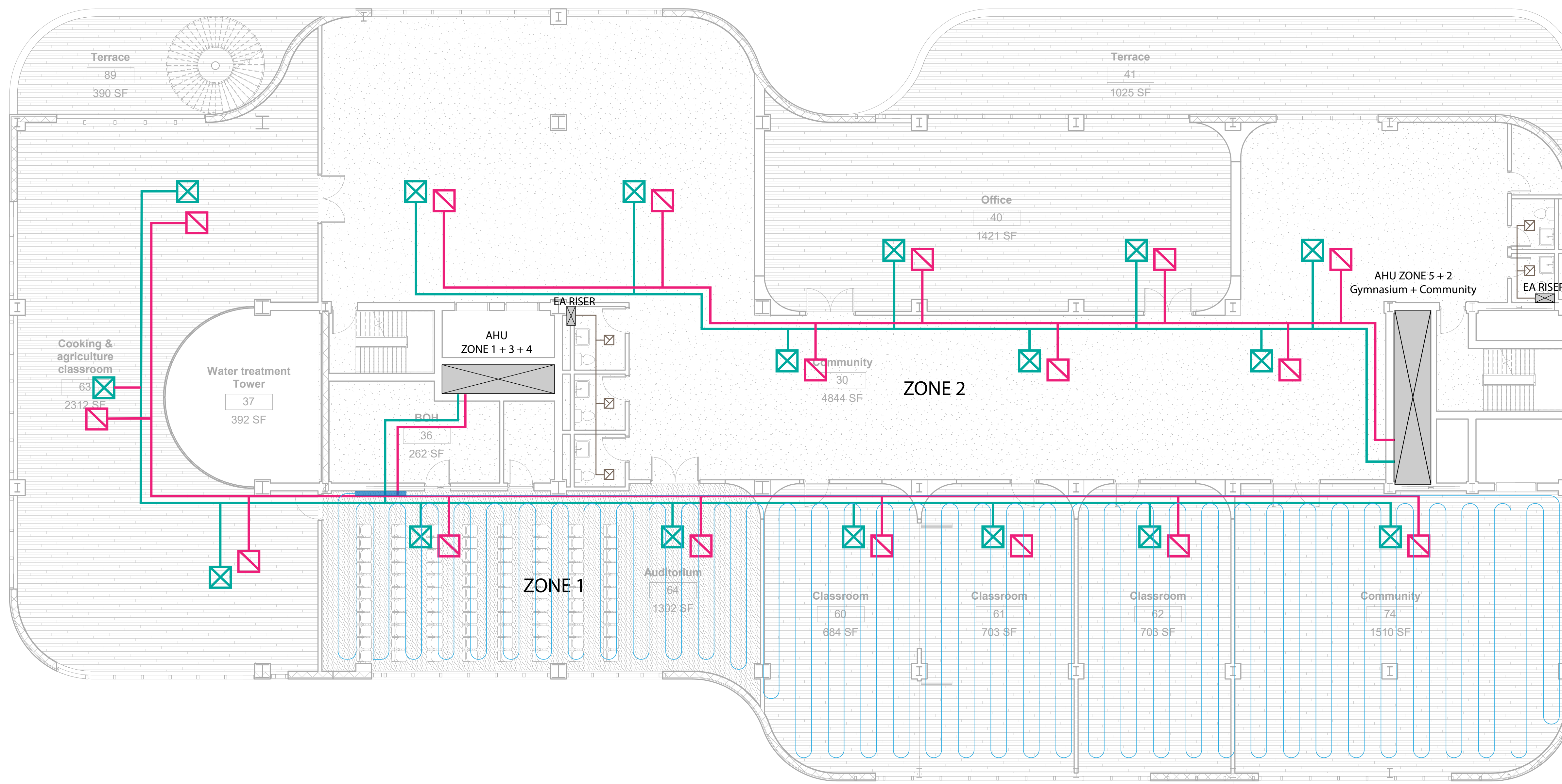
NO.	DATE	REVISION
01	13 OCT 2020	SD SUBMISSION
02	01 DEC 2020	DD SUBMISSION

# MELROSE COMMUNITY CENTER

## HVAC 3F

Project number	PMFT-C-01
Date	DEC 01 2020
Author	+/- 14

M104



1 HVAC 3F  
1/8" = 1'-0"

Architect  
+/- 14

Architectural Consultant  
Stephen Ruiz  
PGAL

Structural Consultant  
Shinjinee Pathak  
Silman

Mechanical Consultant  
Oliver Meade  
BuroHappold

Enclosure Consultant  
Ryan Donaghy  
SHoP

Designers  
Jinseon Noh  
Jo Hee Lee  
John Trujillo  
Jui Yu Bianca Lin

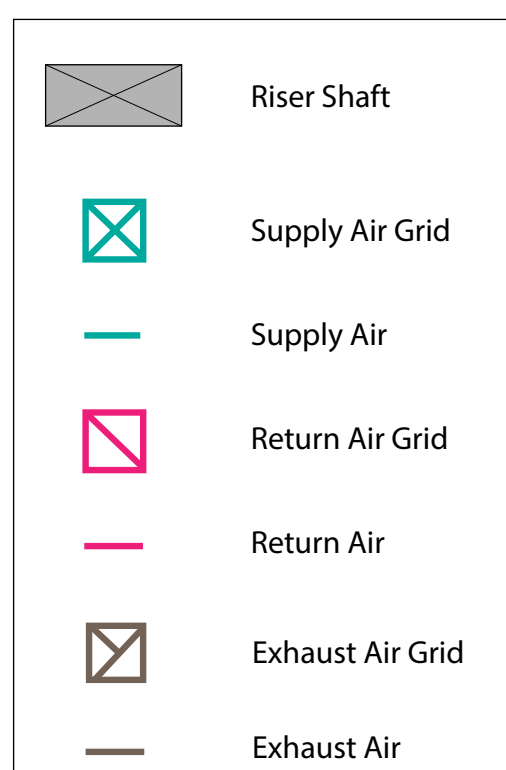
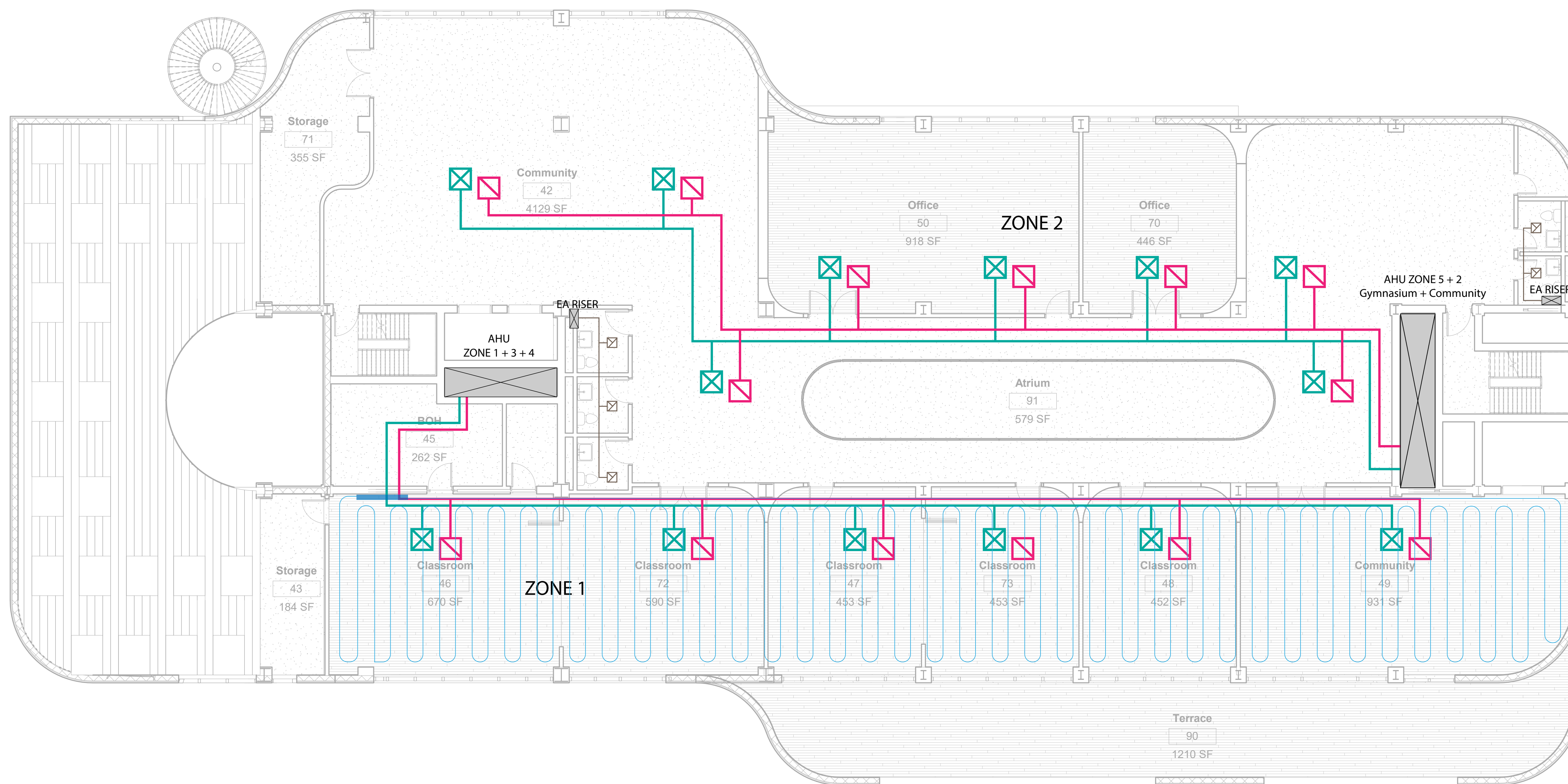
NO.	DATE	REVISION
01	13 OCT 2020	SD SUBMISSION
02	01 DEC 2020	DD SUBMISSION

# MELROSE COMMUNITY CENTER

## HVAC 4F

Project number	PMFT-C-01
Date	DEC 01 2020
Author	+/- 14

M105



① HVAC 4F  
1/8" = 1'-0"

Architect  
+/- 14

Architectural Consultant  
Stephen Ruiz  
PGAL

Structural Consultant  
Shinjinee Pathak  
Silman

Mechanical Consultant  
Oliver Meade  
BuroHappold

Enclosure Consultant  
Ryan Donaghy  
SHoP

Designers

Jinseon Noh  
Jo Hee Lee  
John Trujillo  
Jui Yu Bianca Lin

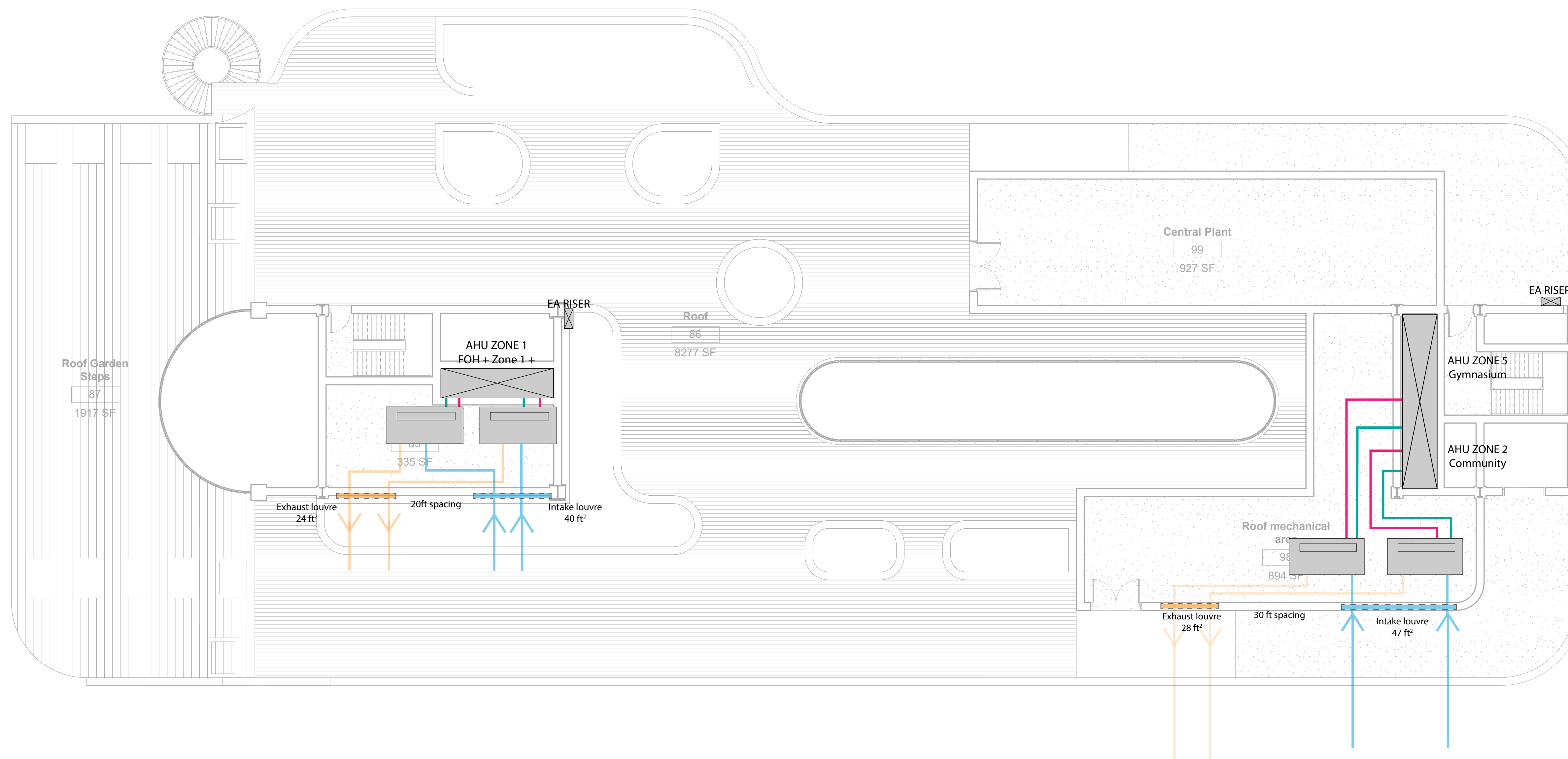
NO.	DATE	REVISION
01	13 OCT 2020	SD SUBMISSION
02	01 DEC 2020	DD SUBMISSION

# MELROSE COMMUNITY CENTER

## Roof

Project number	PMFT-C-01
Date	DEC 01 2020
Author	+/- 14

M106



- Intake Louvre
- Exhaust Louvre
- Riser Shaft
- Supply Air Grid
- Supply Air
- Return Air Grid
- Return Air Grid
- Exhaust Air
- Intake Air

① HVAC ROOF  
1/8" = 1'-0"

Architect  
+/- 14

Architectural Consultant  
Stephen Ruiz  
PGAL

Structural Consultant  
Shinjinee Pathak  
Silman

Mechanical Consultant  
Oliver Meade  
BuroHappold

Enclosure Consultant  
Ryan Donaghy  
SHoP

Designers

Jinseon Noh  
Jo Hee Lee  
John Trujillo  
Jui Yu Bianca Lin

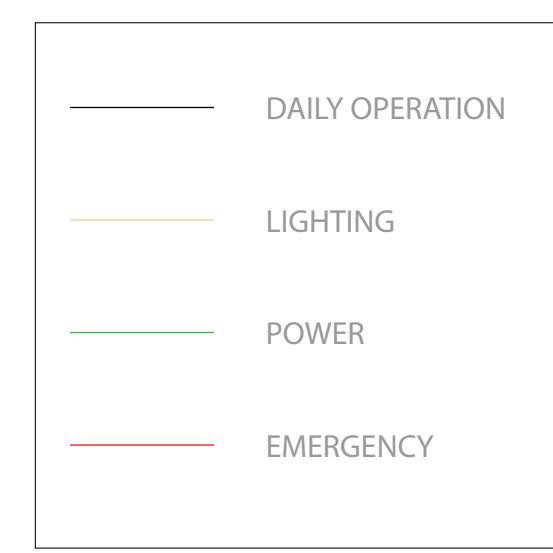
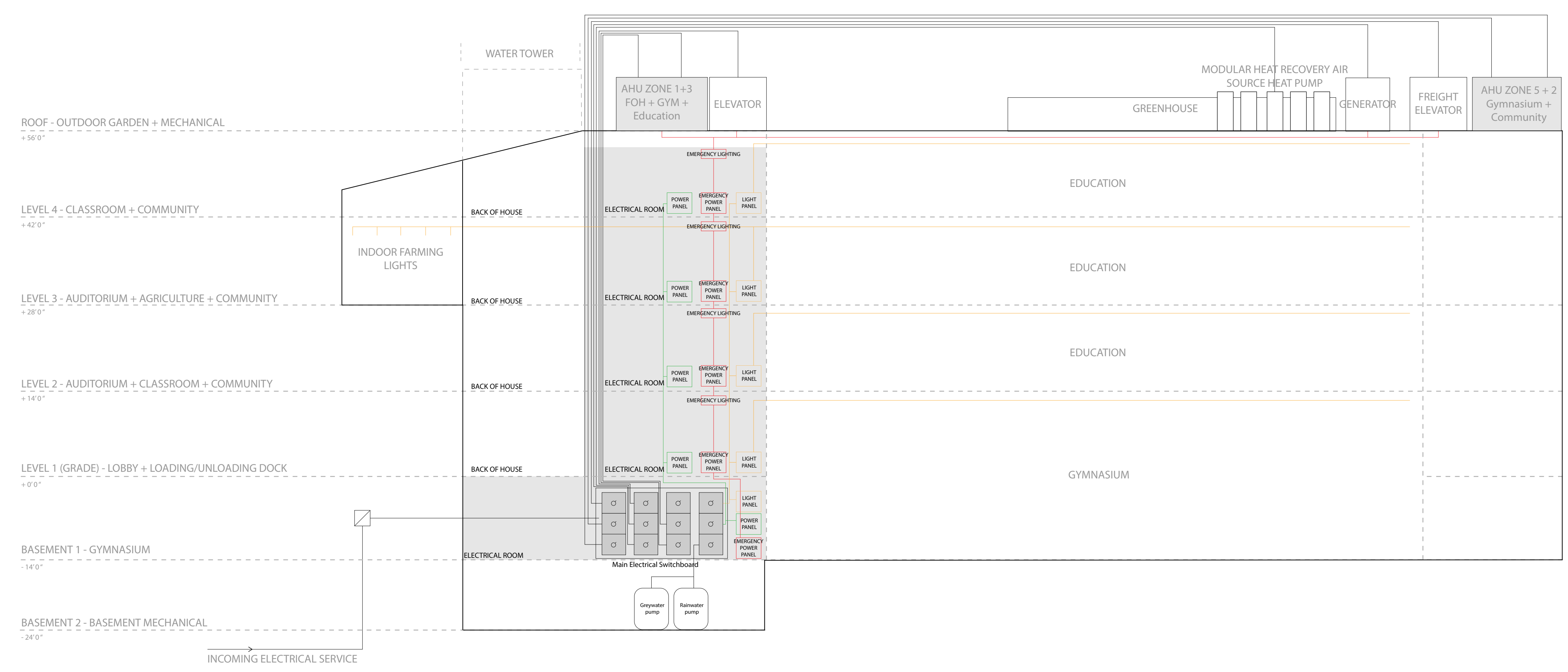
NO.	DATE	REVISION
01	13 OCT 2020	SD SUBMISSION
02	01 DEC 2020	DD SUBMISSION

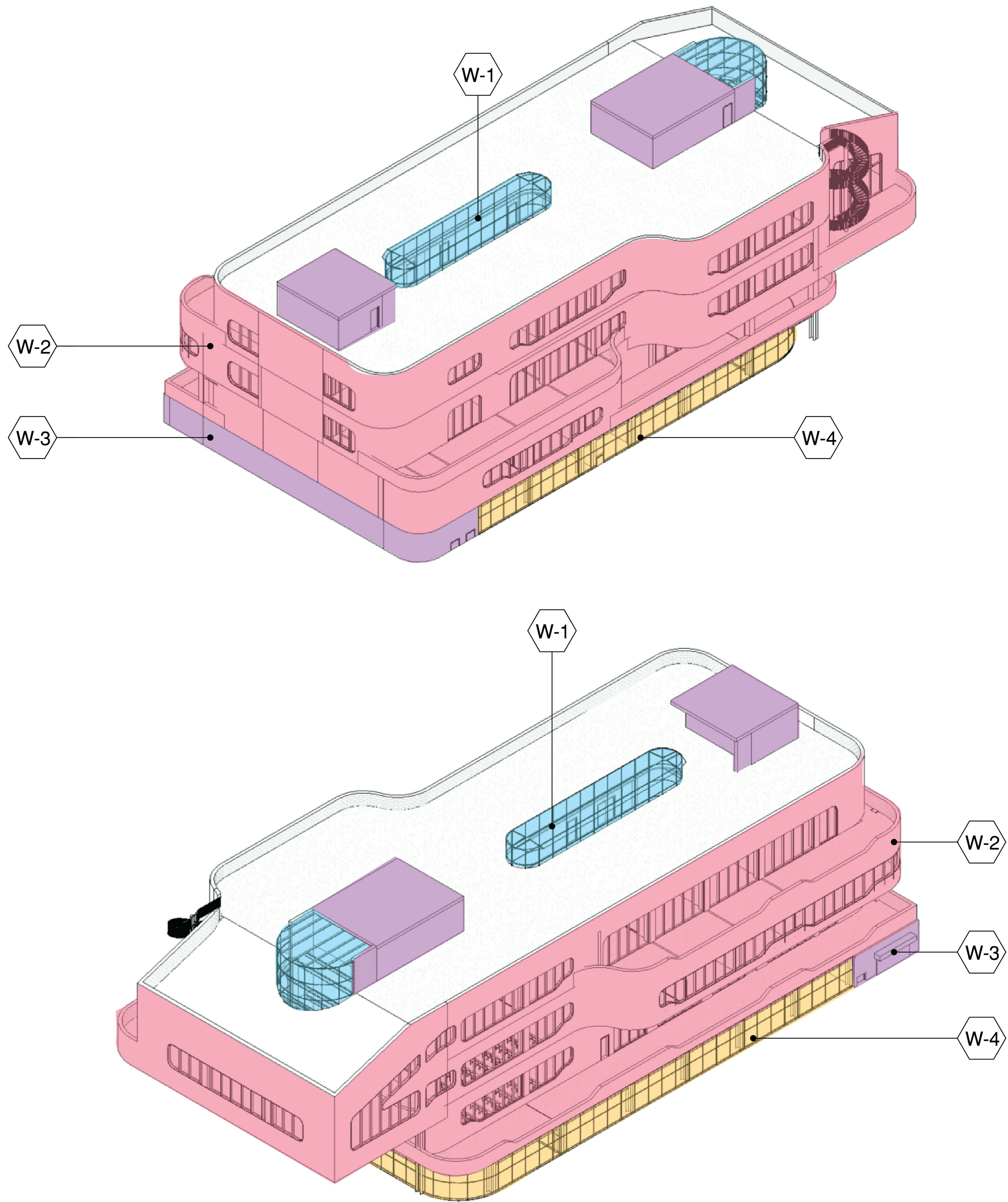
# MELROSE COMMUNITY CENTER

## Electricity Riser Diagram

Project number	PMFT-C-01
Date	DEC 01 2020
Author	+/- 14

M300

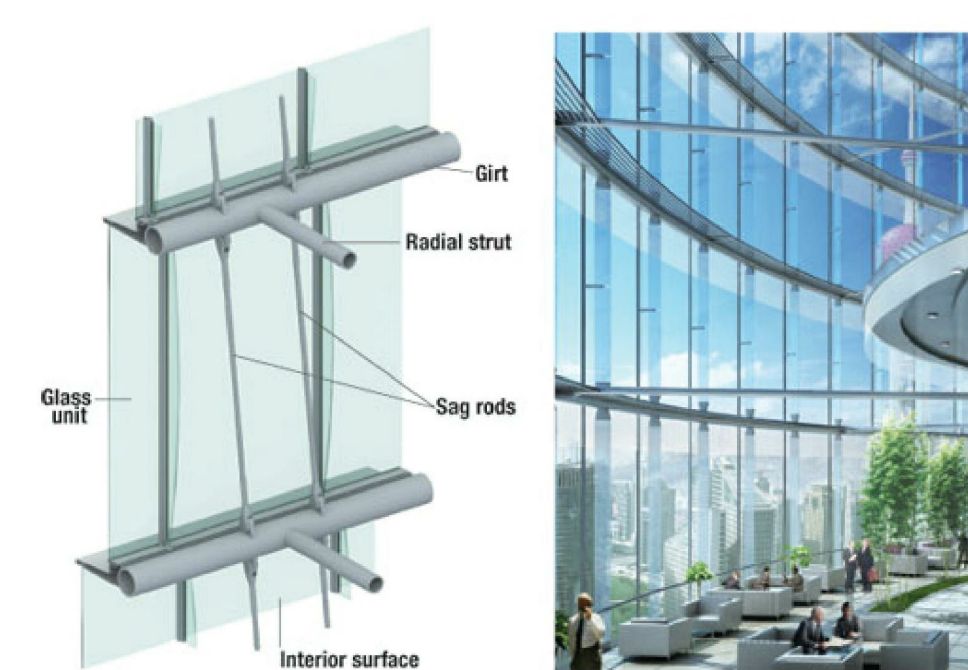




**W-1** Curtain Wall (on girts)

**Material Intent-**  
 \*curved transparent enclosure  
 \*Water Tower= low SHGC and low VLT  
 \*Atrium=high SHGC and high VLT


**Structural Intent-**  
 \*able to tie back to core and shear walls and/or floor plates



**W-2** Cast Concrete Ext. Wall

**Material Intent-**  
 \*glazing embed within unitized curtainwall system (concrete or timber)  
 \*South= low SHGC and low VLT  
 \*North=high SHGC and high VLT

**Structural Intent-**  
 \*unitized curtain wall



**W-3** Masonry

**Material Intent-**  
 \* monotone materials that correspond with W-2 finish  
 \*weather proof to protect equipment rooms



**W-4** Typ. Curtain Wall

**Material Intent-**  
 \*transparent glazing, less reflective for easy visual into lobby and basketball court



**Architect**  
 +/- 14

**Architectural Consultant**  
 Stephen Ruiz  
 PGAL

**Structural Consultant**  
 Shinjinee Pathak  
 Silman

**Mechanical Consultant**  
 Oliver Meade  
 BuroHappold

**Enclosure Consultant**  
 Ryan Donaghy  
 SHoP

**Designers**  
 Jinseon Noh  
 Jo Hee Lee  
 John Trujillo  
 Jui Yu Bianca Lin

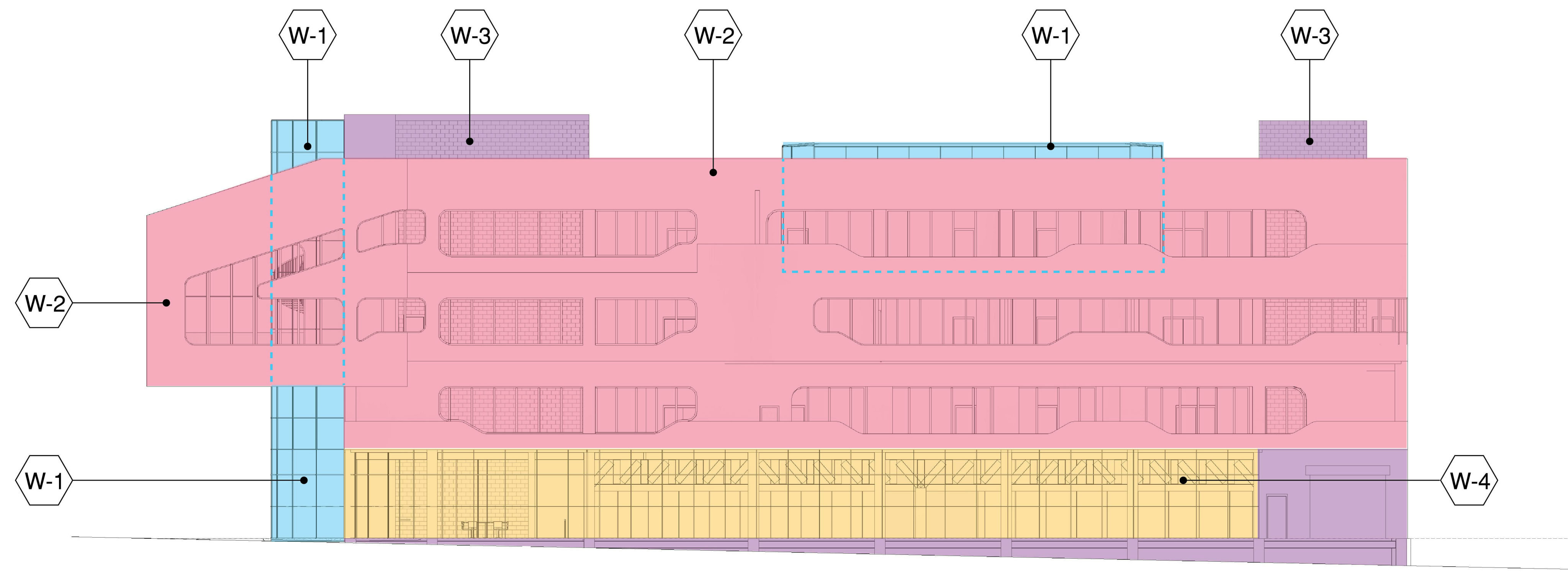
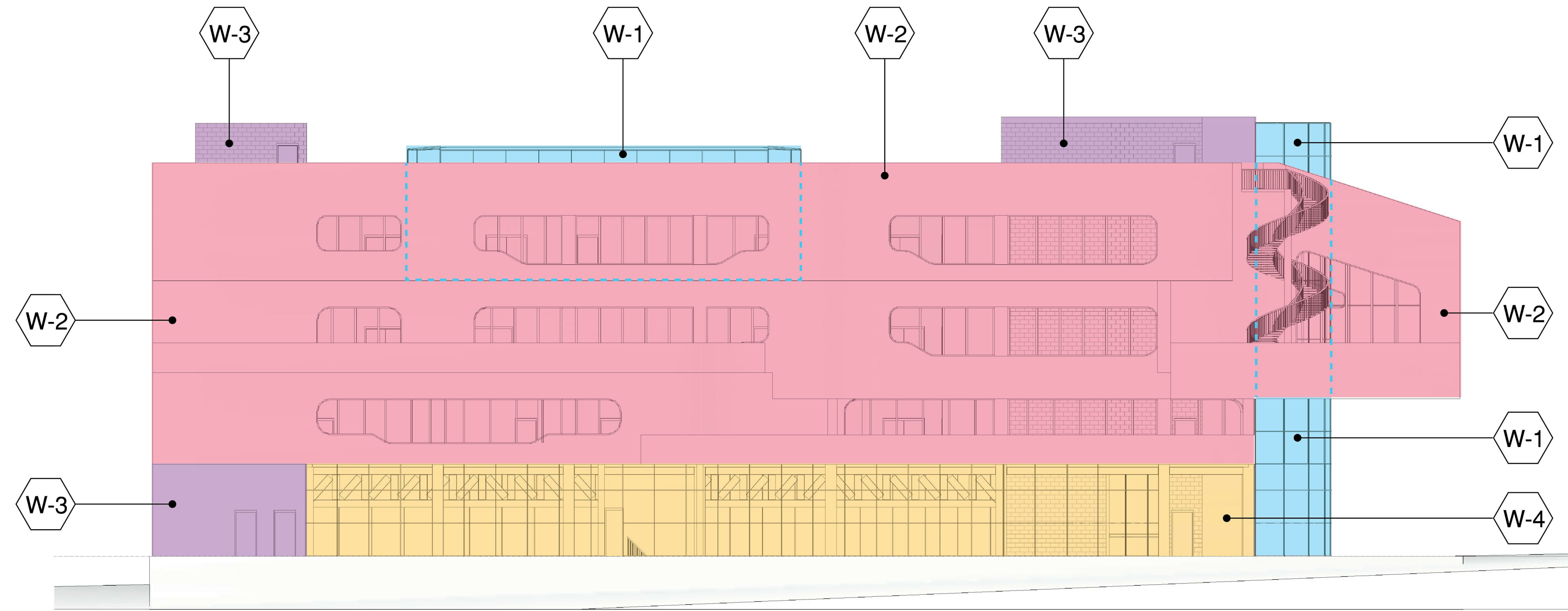
NO.	DATE	REVISION
01	13 OCT 2020	SD SUBMISSION
02	01 DEC 2020	DD SUBMISSION

**MELROSE  
 COMMUNITY  
 CENTER**


**Facade System  
 Description**

Project number	PMFT-C-01
Date	DEC 01 2020
Author	+/- 14





W-1	Unitized Curtain Wall (Glass)
W-2	Unitized Curtain Wall (GFRC)
W-3	Cast in Place Concrete
W-4	Glass Curtain Wall



**Architect**  
+/- 14

**Architectural Consultant**  
Stephen Ruiz  
PGAL

**Structural Consultant**  
Shinjinee Pathak  
Silman

**Mechanical Consultant**  
Oliver Meade  
BuroHappold

**Enclosure Consultant**  
Ryan Donaghy  
SHoP

**Designers**  
Jinseon Noh  
Jo Hee Lee  
John Trujillo  
Jui Yu Bianca Lin


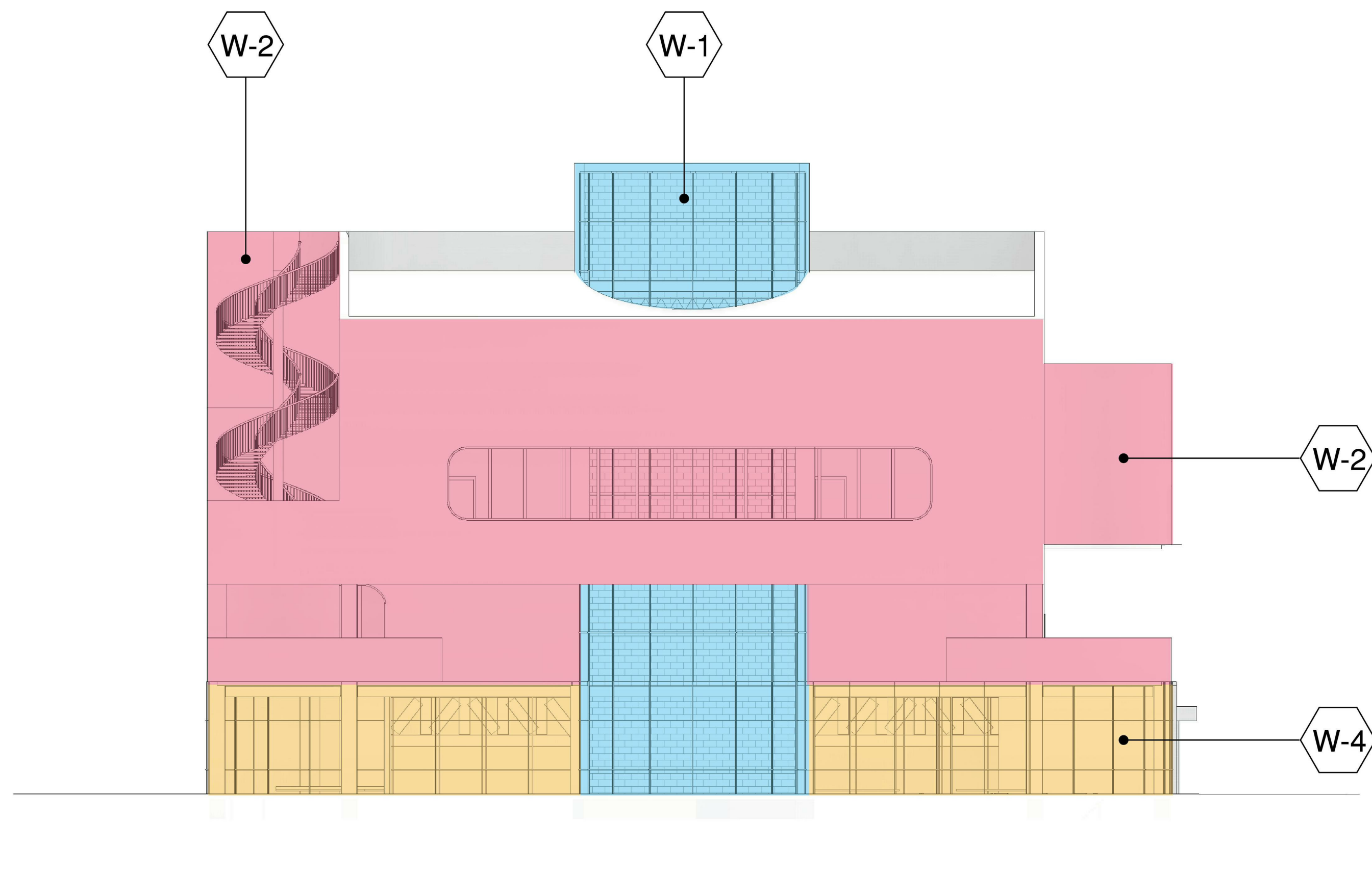
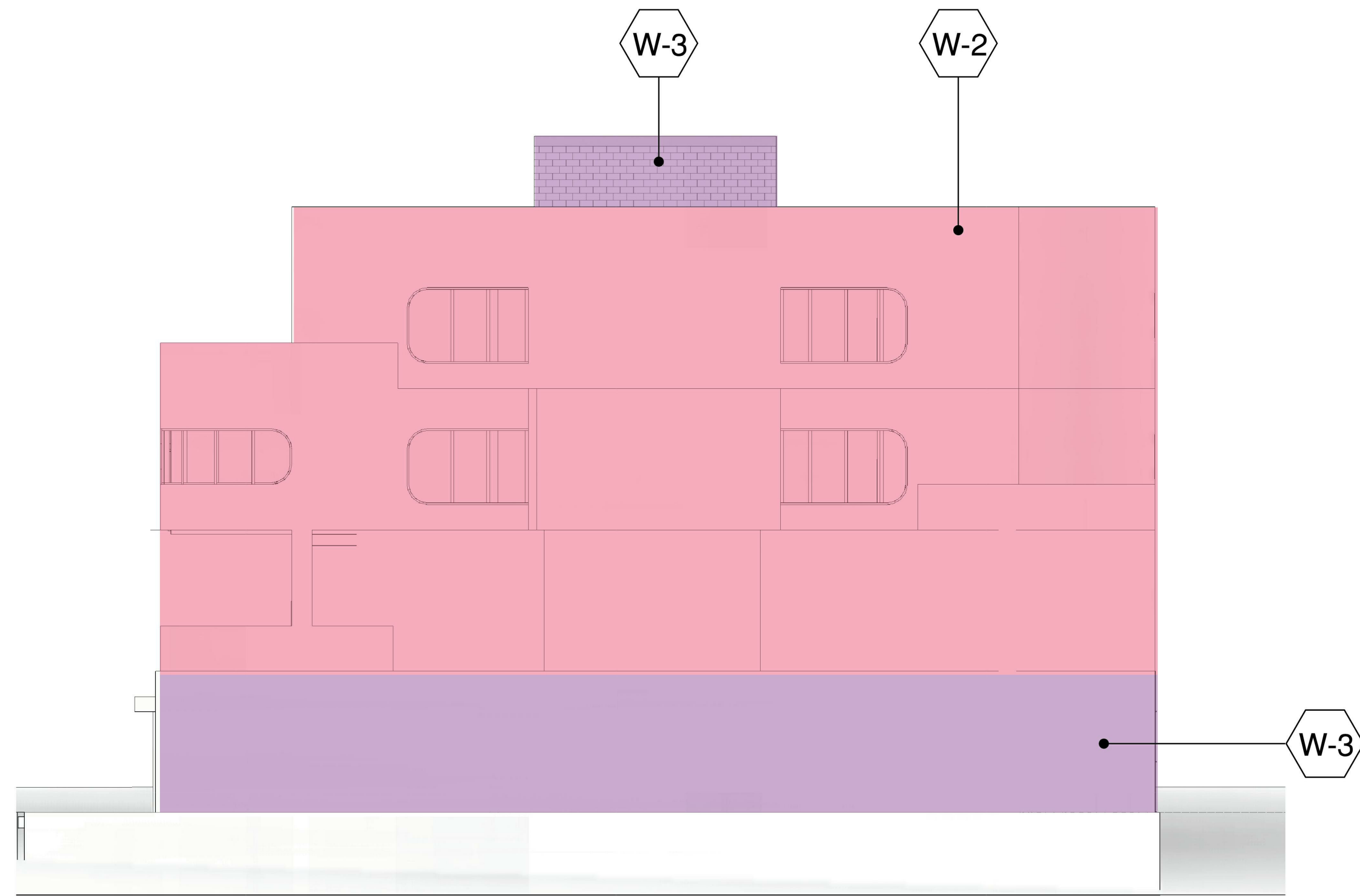
NO.	DATE	REVISION
01	13 OCT 2020	SD SUBMISSION
02	01 DEC 2020	DD SUBMISSION

## MELROSE COMMUNITY CENTER

### Mapped Elevation N-S

Project number PMFT-C-01  
Date DEC 01 2020  
Author +/- 14

F101



**Architect**  
+/- 14

**Architectural Consultant**  
Stephen Ruiz  
PGAL

**Structural Consultant**  
Shinjinee Pathak  
Silman

**Mechanical Consultant**  
Oliver Meade  
BuroHappold

**Enclosure Consultant**  
Ryan Donaghy  
SHoP

**Designers**  
Jinseon Noh  
Jo Hee Lee  
John Trujillo  
Jui Yu Bianca Lin

NO.	DATE	REVISION
01	13 OCT 2020	SD SUBMISSION
02	01 DEC 2020	DD SUBMISSION

## MELROSE COMMUNITY CENTER

### Mapped Elevation E-W

Project number PMFT-C-01  
Date DEC 01 2020  
Author +/- 14

F102

W-1	Unitized Curtain Wall (Glass)
W-2	Unitized Curtain Wall (GFRC)
W-3	Cast in Place Concrete
W-4	Glass Curtain Wall

**Architect**  
+/- 14

**Architectural Consultant**  
Stephen Ruiz  
PGAL

**Structural Consultant**  
Shinjinee Pathak  
Silman

**Mechanical Consultant**  
Oliver Meade  
BuroHappold

**Enclosure Consultant**  
Ryan Donaghy  
SHoP

**Designers**  
Jinseon Noh  
Jo Hee Lee  
John Trujillo  
Jui Yu Bianca Lin

NO.	DATE	REVISION
01	13 OCT 2020	SD SUBMISSION
02	01 DEC 2020	DD SUBMISSION

**MELROSE  
COMMUNITY  
CENTER**

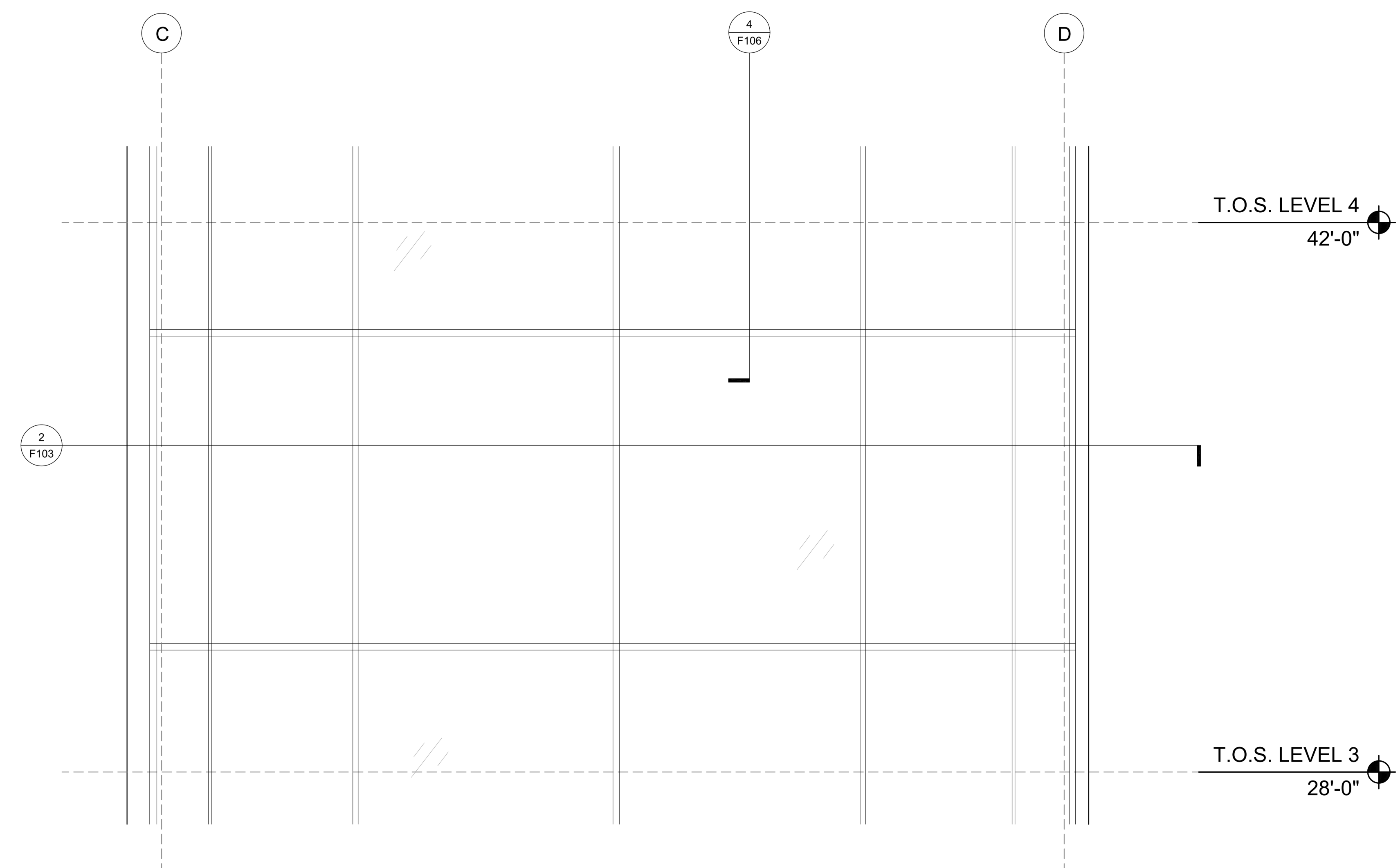
**W1 Detail**

Project number **PMFT-C-01**

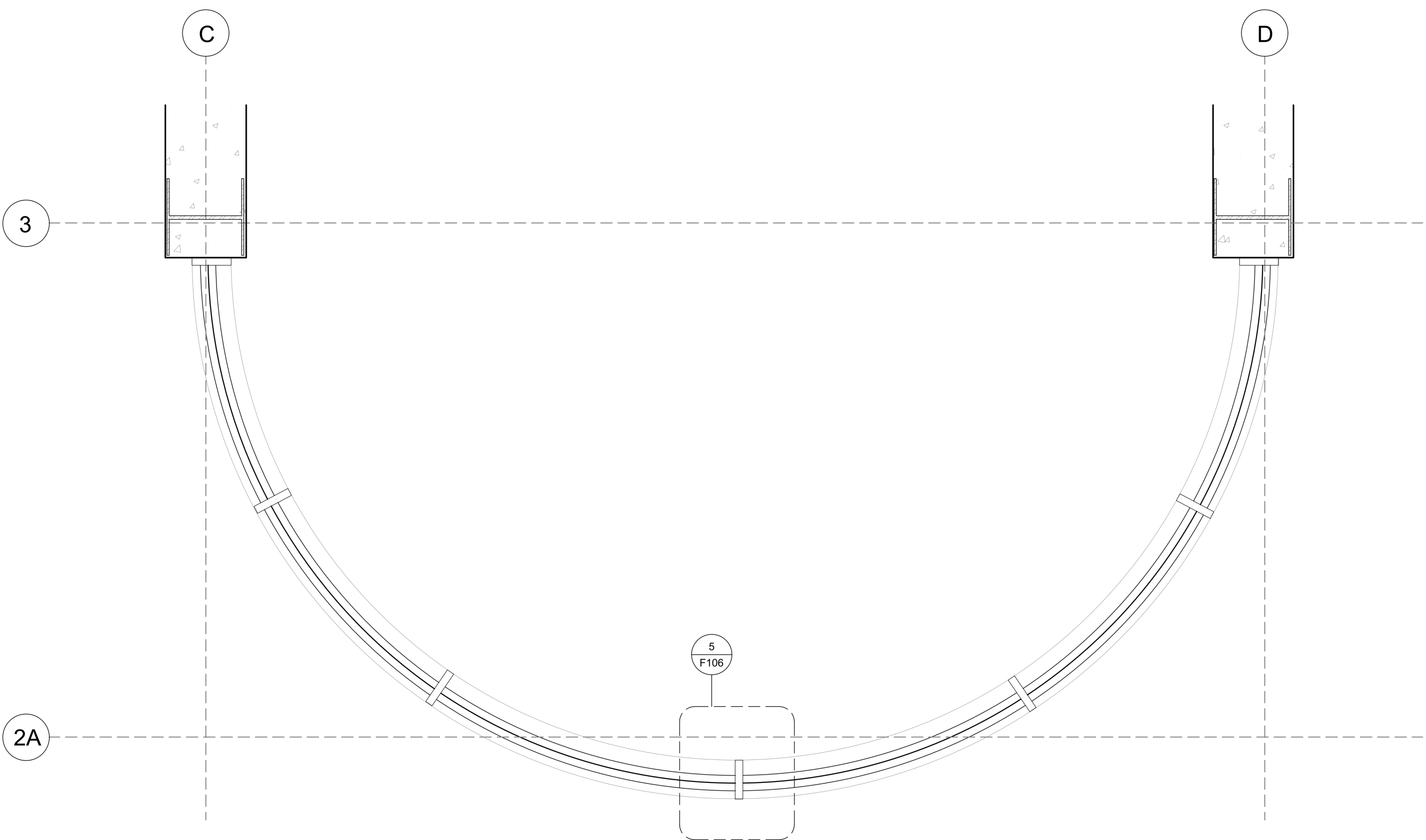
Date **DEC 01 2020**

Author **+/- 14**

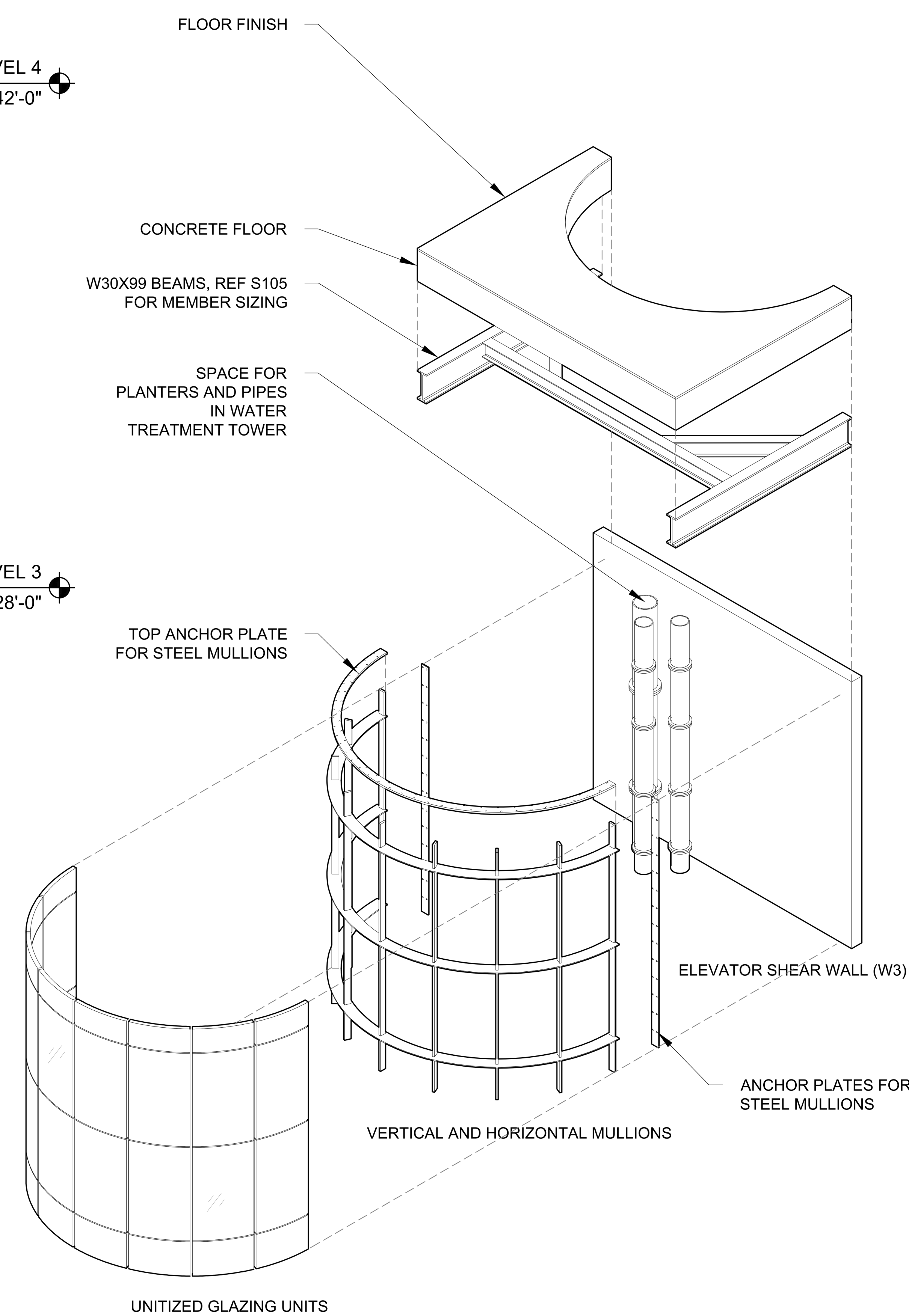
**F103**




**1 W1 ELEVATION**  
SCALE: 1/2"=1'-0"



**2 W1 PLAN**  
SCALE: 1/2"=1'-0"



**3 W1 EXPLODED AXO**  
SCALE: 1/2"=1'-0"



Architect  
+/- 14

Architectural Consultant  
Stephen Ruiz  
PGAL

Structural Consultant  
Shinjinee Pathak  
Silman

Mechanical Consultant  
Oliver Meade  
BuroHappold

Enclosure Consultant  
Ryan Donaghy  
SHoP

Designers  
Jinseon Noh  
Jo Hee Lee  
John Trujillo  
Jui Yu Bianca Lin

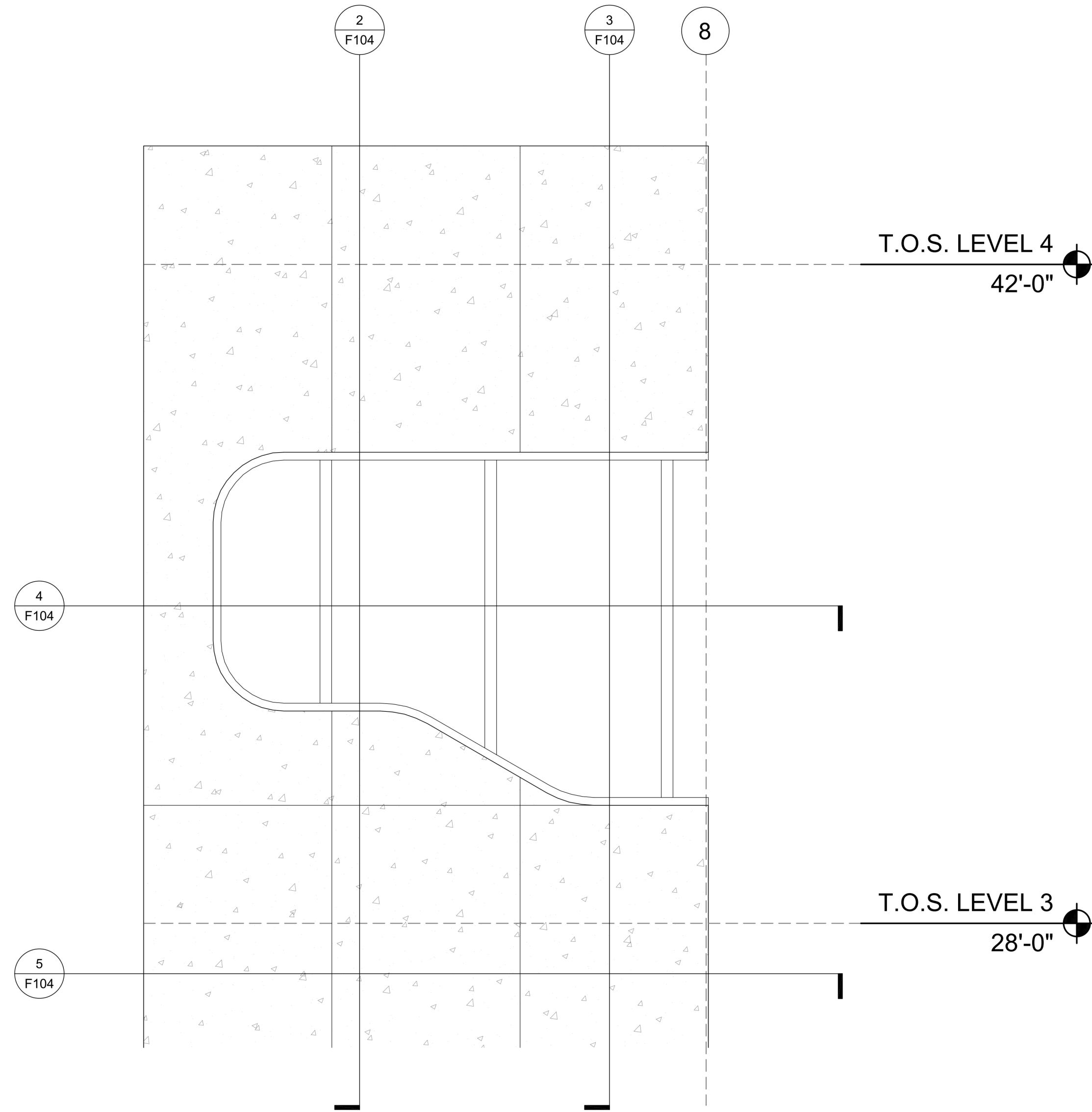
NO.	DATE	REVISION
01	13 OCT 2020	SD SUBMISSION
02	01 DEC 2020	DD SUBMISSION

# MELROSE COMMUNITY CENTER

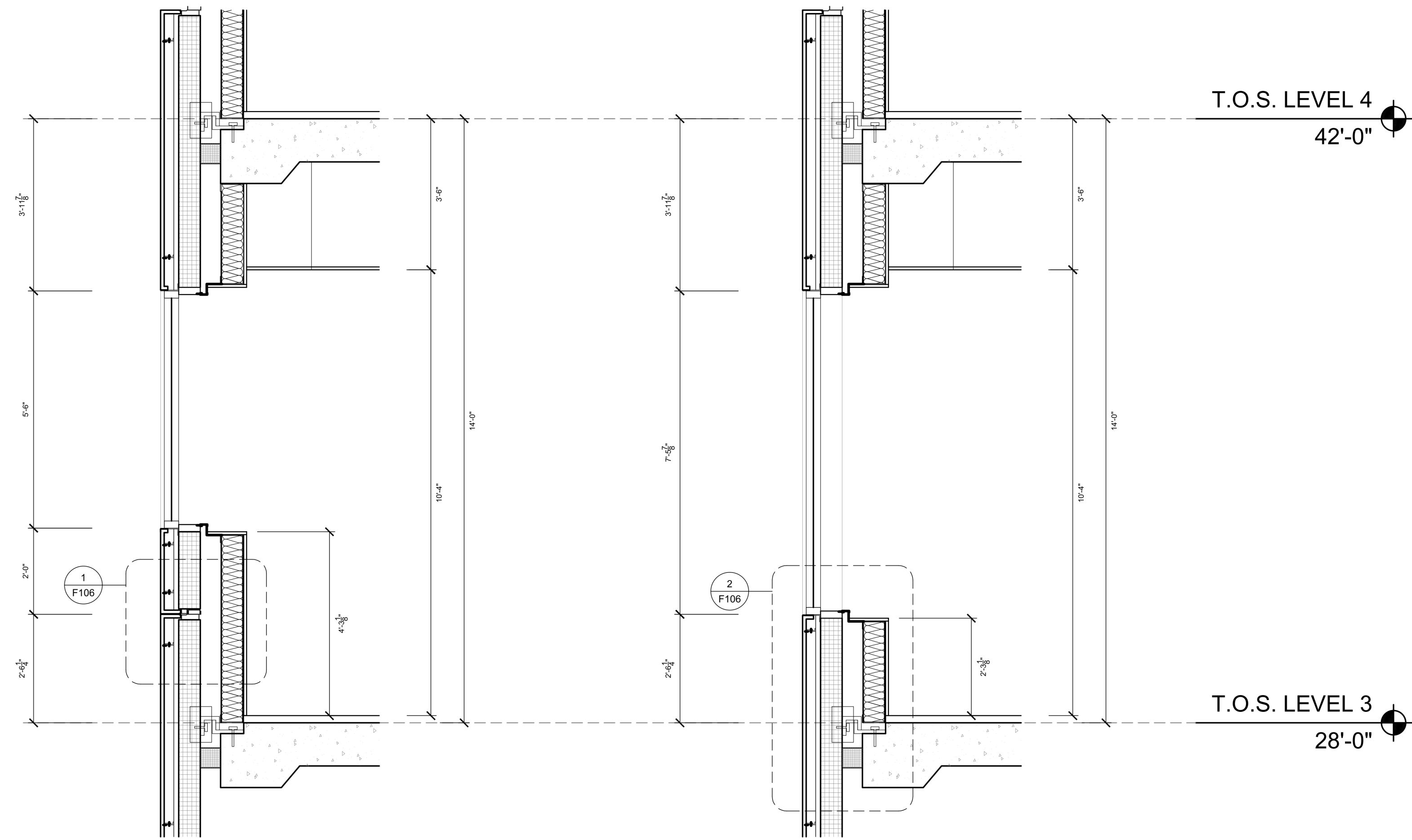
## W2 Detail-Typical

Project number PMFT-C-01  
Date DEC 01 2020  
Author +/- 14

F104



1 W2 ELEVATION-TYP  
SCALE: 1/2"=1'-0"




2 W2 SECTION-TYP  
SCALE: 1/2"=1'-0"

3 W2 SECTION 2-TYP  
SCALE: 1/2"=1'-0"



4 W2 PLAN-TYP  
SCALE: 1/2"=1'-0"

4 W2 PLAN-TYP  
SCALE: 1/2"=1'-0"



Architect  
+/- 14

Architectural Consultant  
Stephen Ruiz  
PGAL

Structural Consultant  
Shinjinee Pathak  
Silman

Mechanical Consultant  
Oliver Meade  
BuroHappold

Enclosure Consultant  
Ryan Donaghy  
SHoP

Designers  
Jinseon Noh  
Jo Hee Lee  
John Trujillo  
Jui Yu Bianca Lin

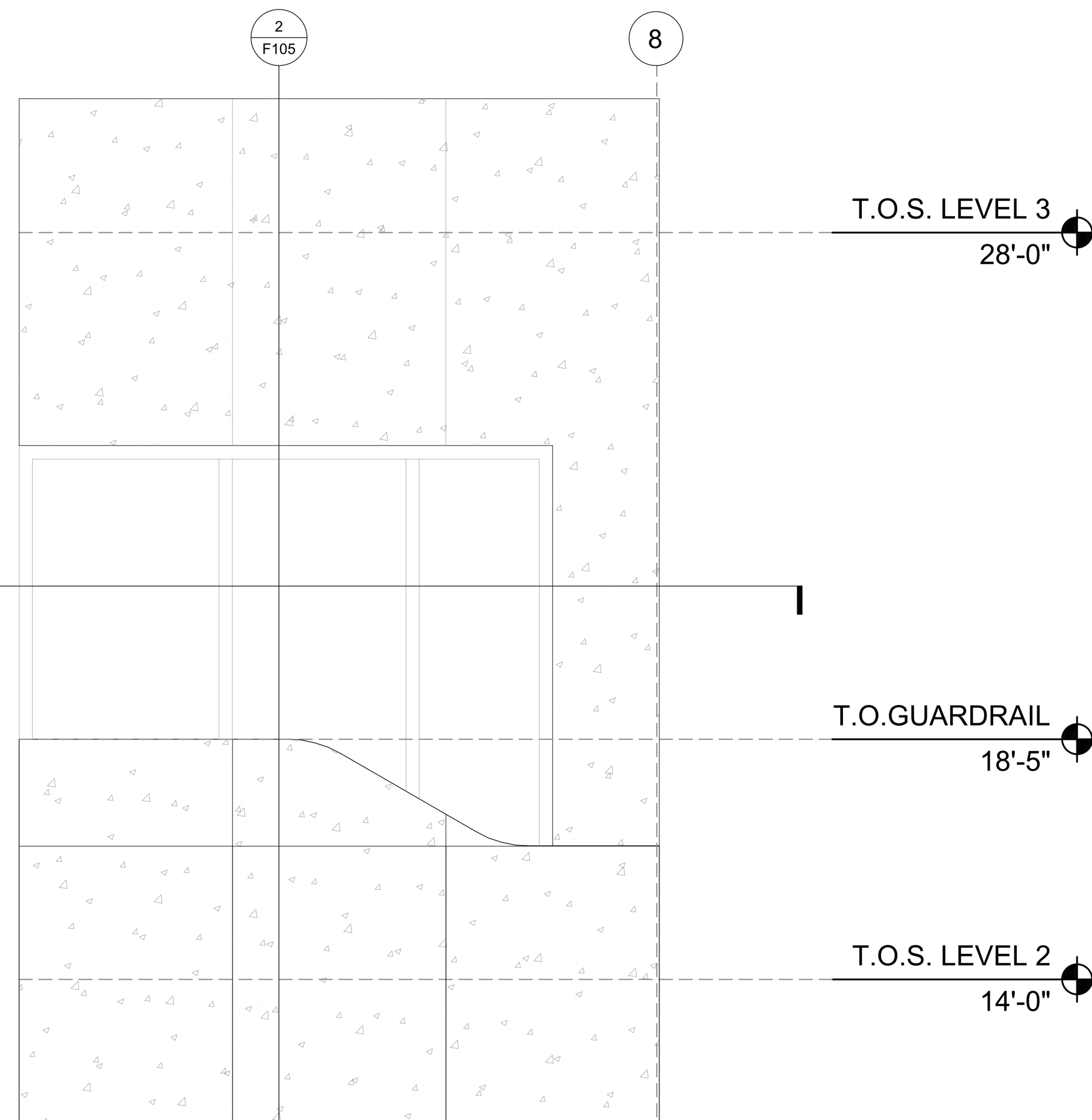
NO.	DATE	REVISION
01	13 OCT 2020	SD SUBMISSION
02	01 DEC 2020	DD SUBMISSION

## MELROSE COMMUNITY CENTER

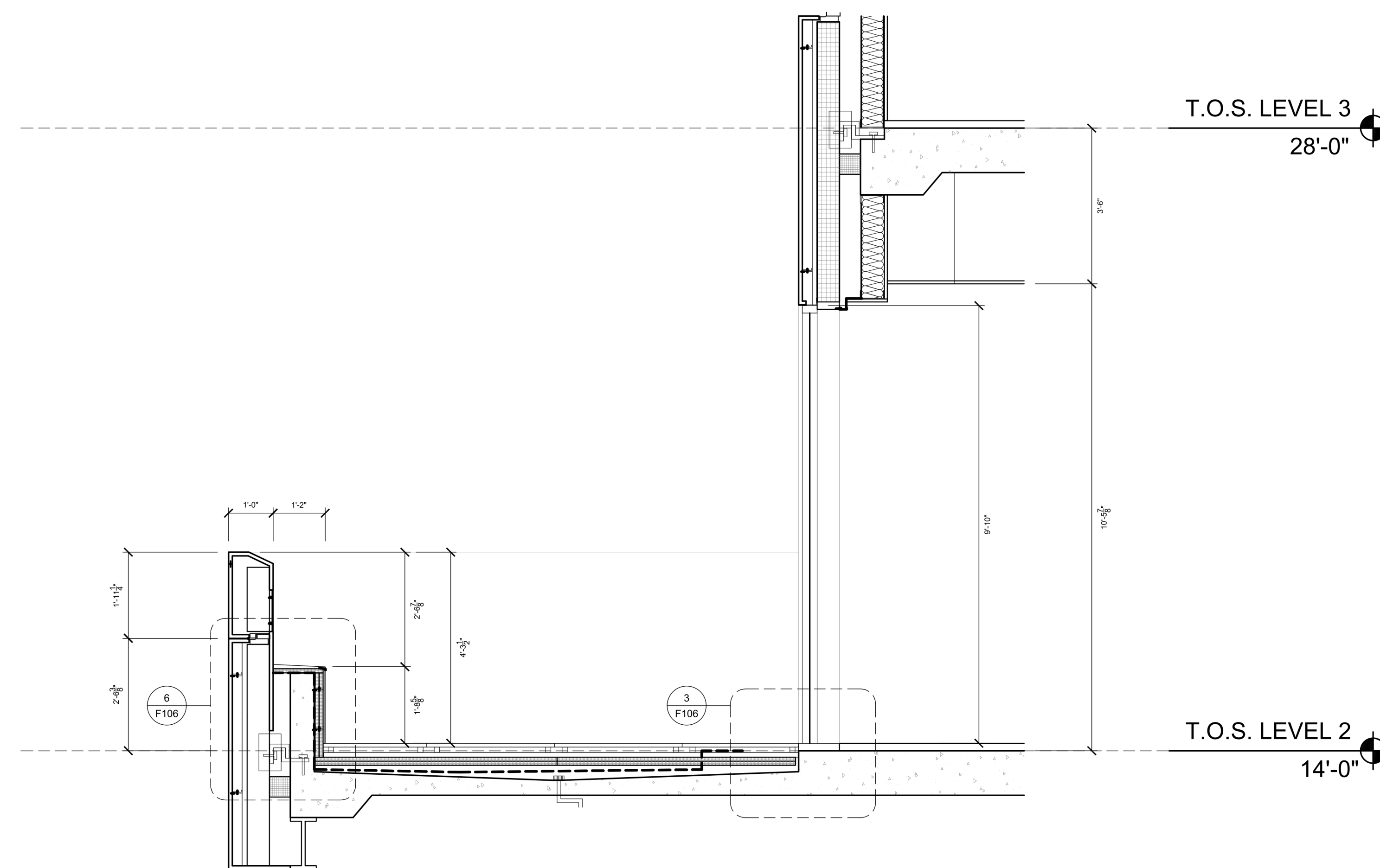
### W2 Detail-Terrace

Project number	PMFT-C-01
Date	DEC 01 2020
Author	+/- 14

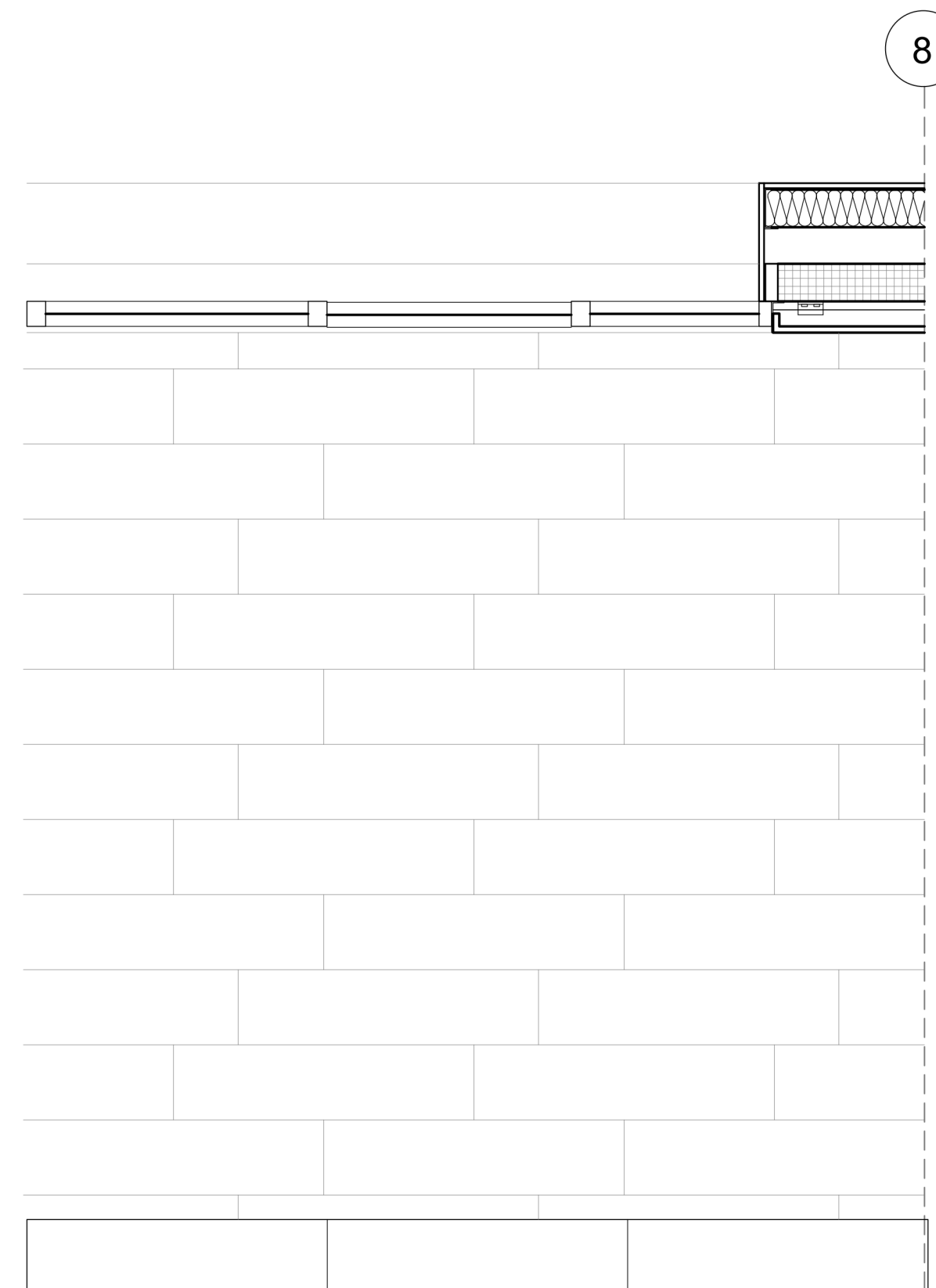
F105



1 W2 ELEVATION-TERRACE  
SCALE: 1/2"=1'-0"



2 W2 SECTION-TERRACE  
SCALE: 1/2"=1'-0"



3 W2 PLAN-TERRACE  
SCALE: 1/2"=1'-0"

Architect  
+/- 14

Architectural Consultant  
Stephen Ruiz  
PGAL

Structural Consultant  
Shinjinee Pathak  
Silman

Mechanical Consultant  
Oliver Meade  
BuroHappold

Enclosure Consultant  
Ryan Donaghy  
SHoP

Designers

Jinseon Noh  
Jo Hee Lee  
John Trujillo  
Jui Yu Bianca Lin

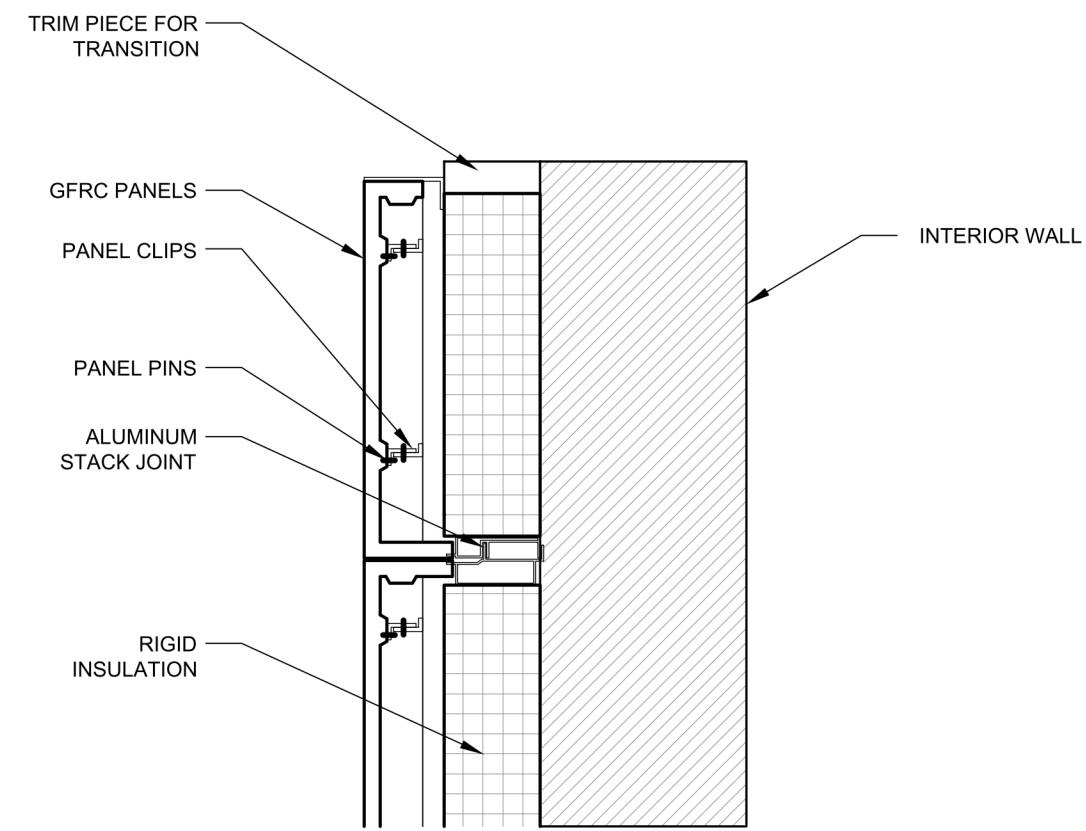
NO.	DATE	REVISION
01	13 OCT 2020	SD SUBMISSION
02	01 DEC 2020	DD SUBMISSION

## MELROSE COMMUNITY CENTER

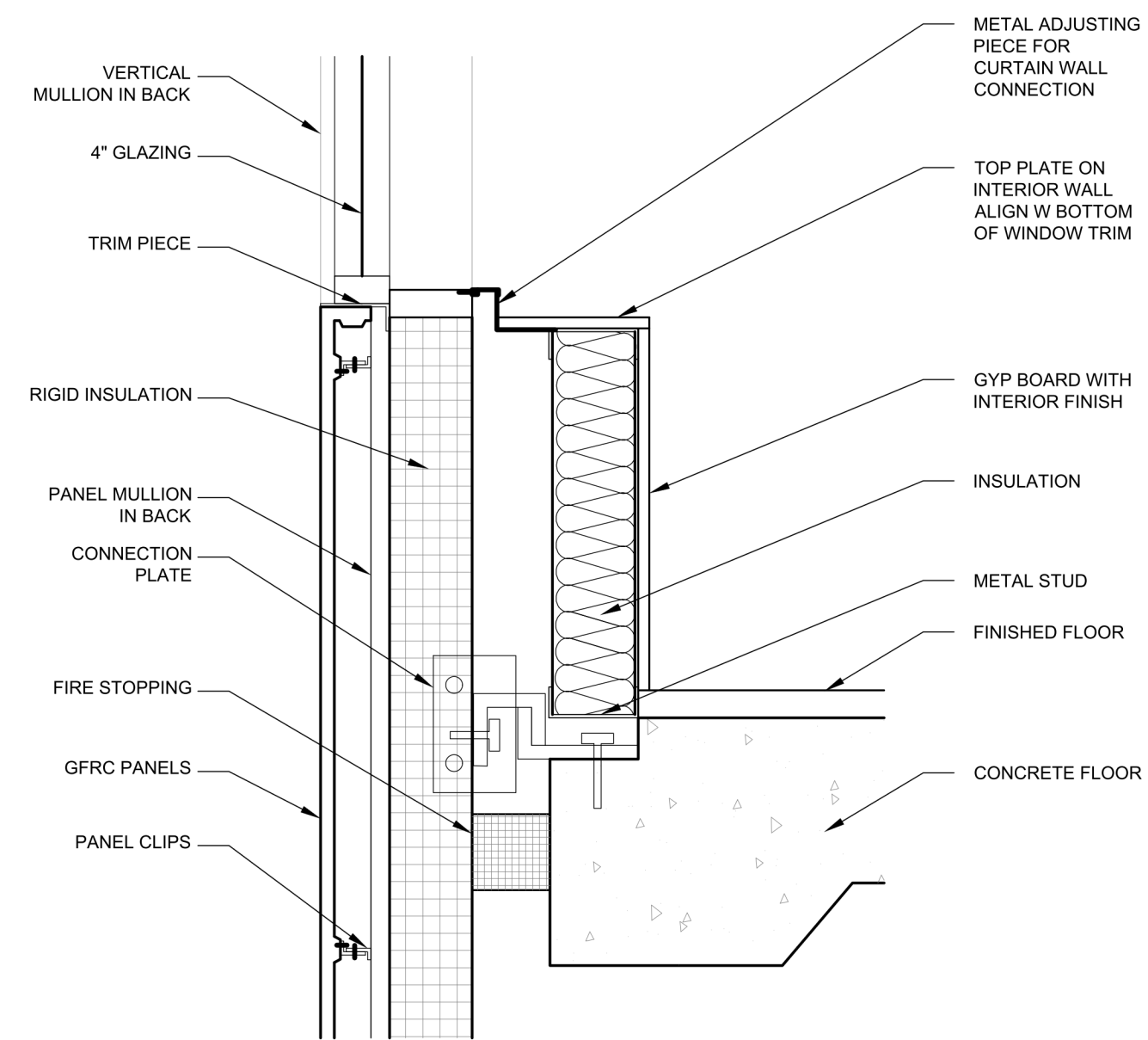
### Enclosure Details

Project number	PMFT-C-01
Date	DEC 01 2020
Author	+/- 14

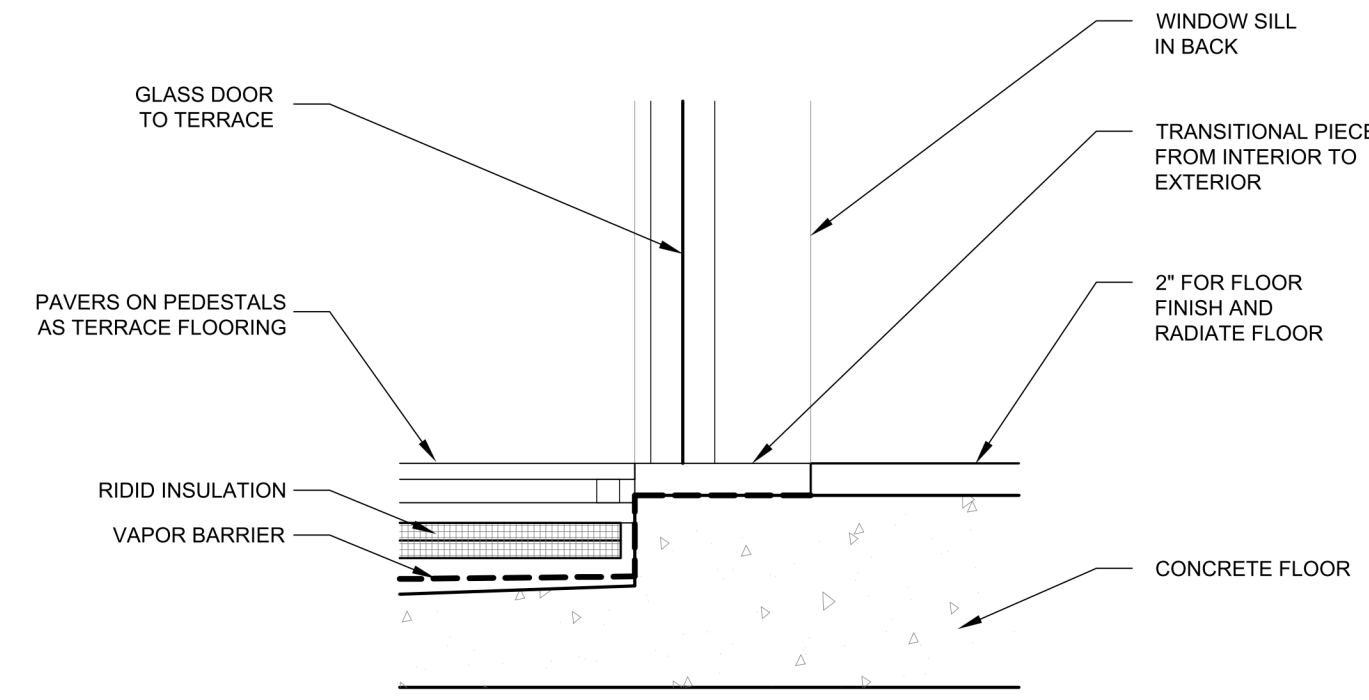
F106



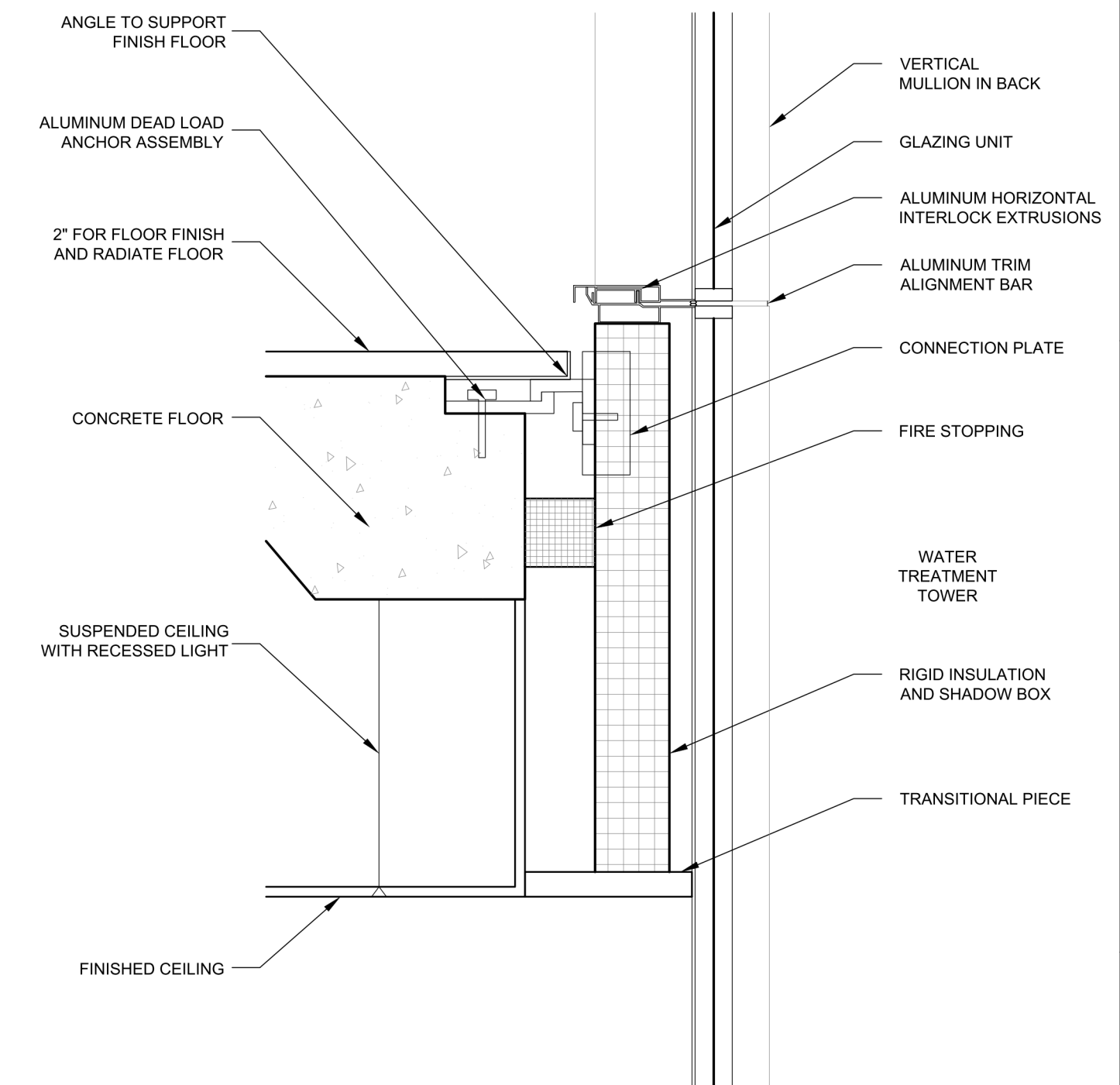
1 GFRc PANEL CONNECTION  
SCALE: 1"=1'-0"



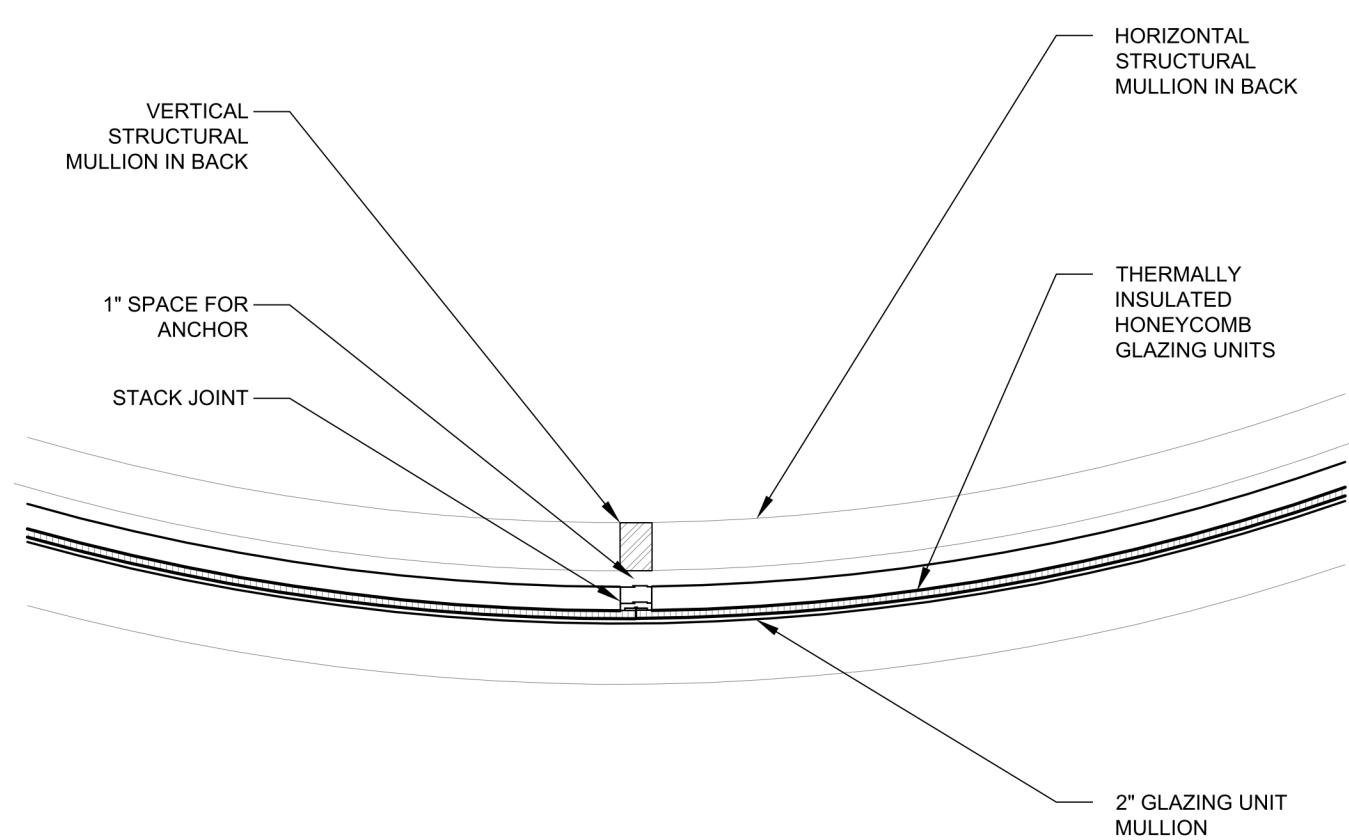
2 GFRc TO FLOOR AND GLAZING  
SCALE: 1"=1'-0"



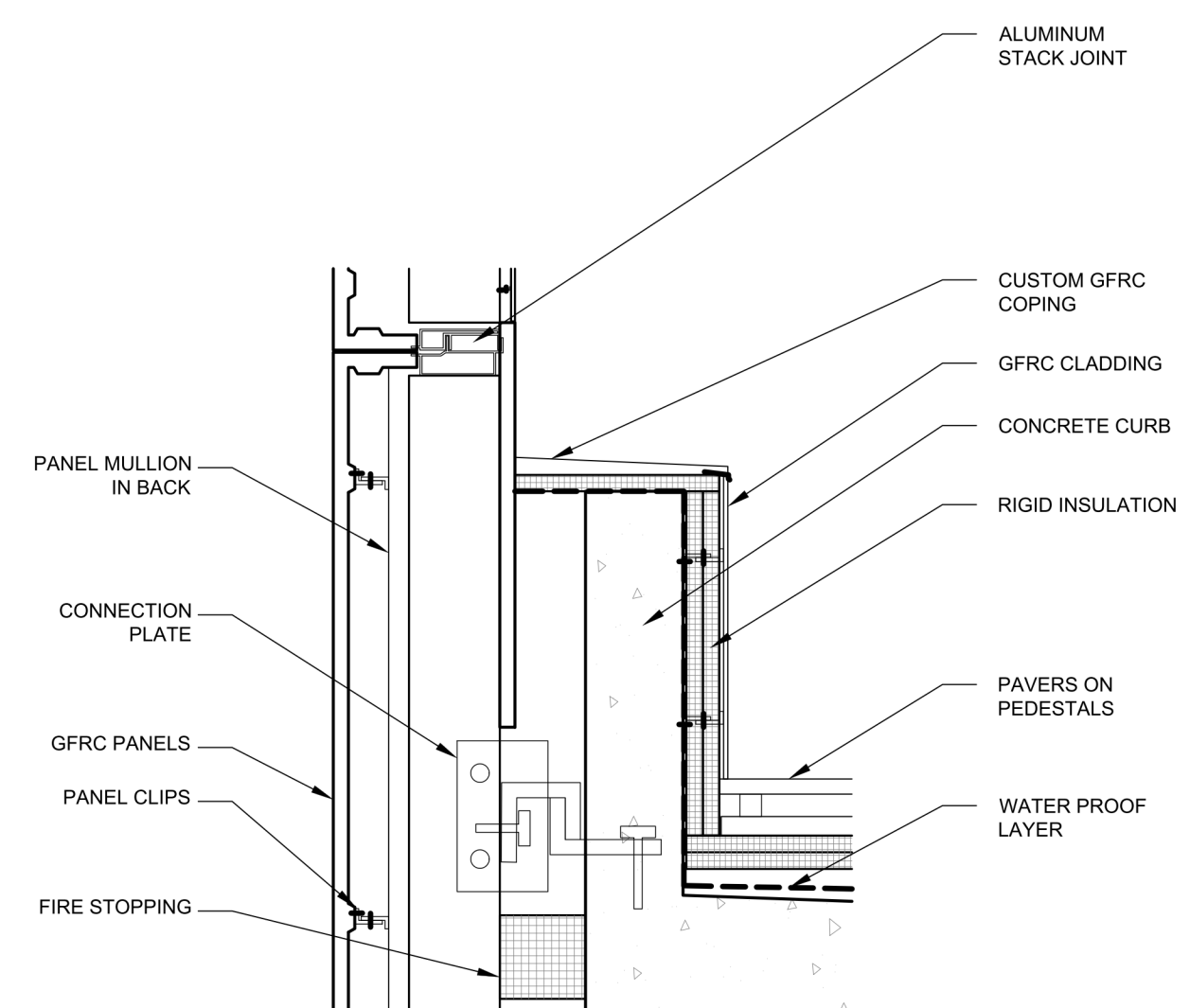
3 GLASS DOOR TO TERRACE  
SCALE: 1"=1'-0"



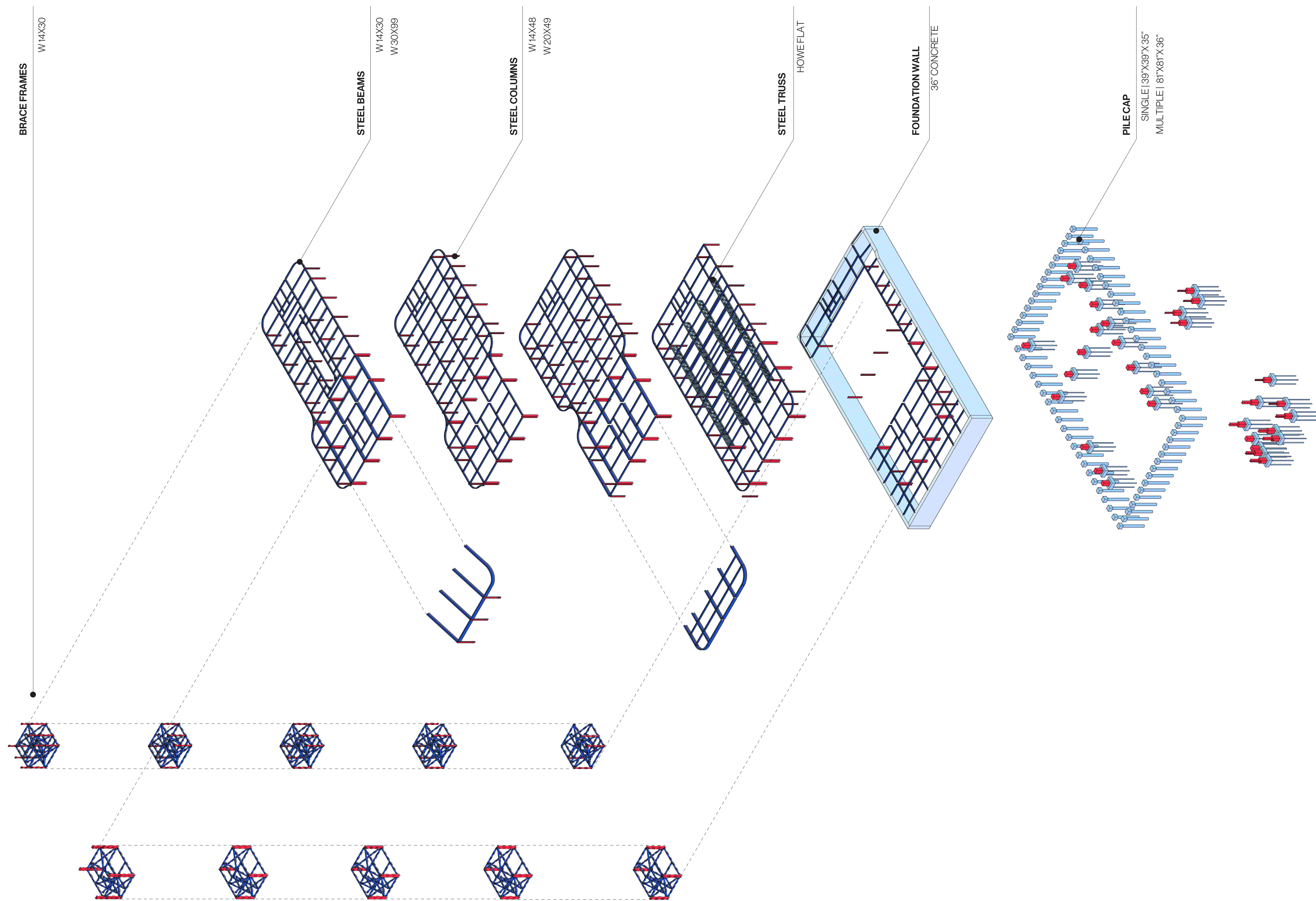
4 W1 ANCHOR PLATE TO GLAZING  
SCALE: 1"=1'-0"



5 UNITIZED GLASS CURTAIN WALL  
SCALE: 1"=1'-0"



6 TERRACE CURB TO RAILING  
SCALE: 1"=1'-0"



**Architect**  
+/- 14

**Architectural Consultant**  
Stephen Ruiz  
PGAL

**Structural Consultant**  
Shinjinee Pathak  
Silman

**Mechanical Consultant**  
Oliver Meade  
BuroHappold

**Enclosure Consultant**  
Ryan Donaghy  
SHoP

**Designers**  
Jinseon Noh  
Jo Hee Lee  
John Trujillo  
Jui Yu Bianca Lin

NO.	DATE	REVISION
01	13 OCT 2020	SD SUBMISSION
02	01 DEC 2020	DD SUBMISSION

## MELROSE COMMUNITY CENTER

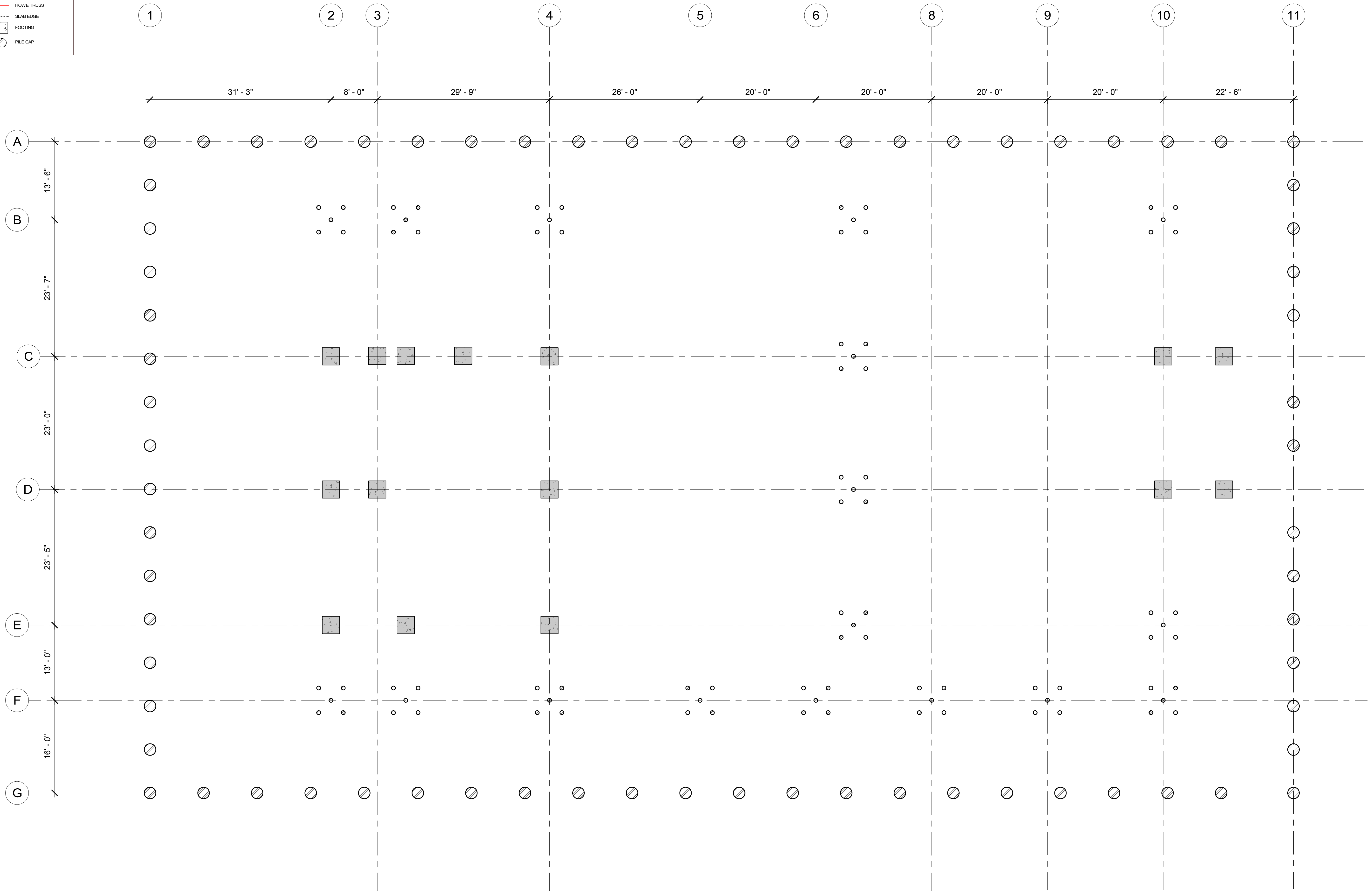

### Construction Sequence

Project number	PMFT-C-01
Date	DEC 01 2020
Author	Author

S100

**STRUCTURAL PLAN SYMBOL LEGEND**

	ASCENDING COLUMN
	DESCENDING COLUMN
	SLAB SPAN DIRECTION
	MOMENT CONNECTION
	STEEL COLUMN
	STEEL BEAM
	HOWE TRUSS
	SLAB EDGE
	FOOTING
	PILE CAP



**Architect**  
+/- 14

**Architectural Consultant**  
Stephen Ruiz  
PGAL

**Structural Consultant**  
Shinjinee Pathak  
Silman

**Mechanical Consultant**  
Oliver Meade  
BuroHappold

**Enclosure Consultant**  
Ryan Donaghy  
SHoP

**Designers**  
Jinseon Noh  
Jo Hee Lee  
John Trujillo  
Jui Yu Bianca Lin

NO.	DATE	REVISION
01	13 OCT 2020	SD SUBMISSION
02	01 DEC 2020	DD SUBMISSION

**MELROSE  
COMMUNITY  
CENTER**

**Structural  
Plan-B2**

Project number	PMFT-C-01
Date	DEC 01 2020
Author	Author

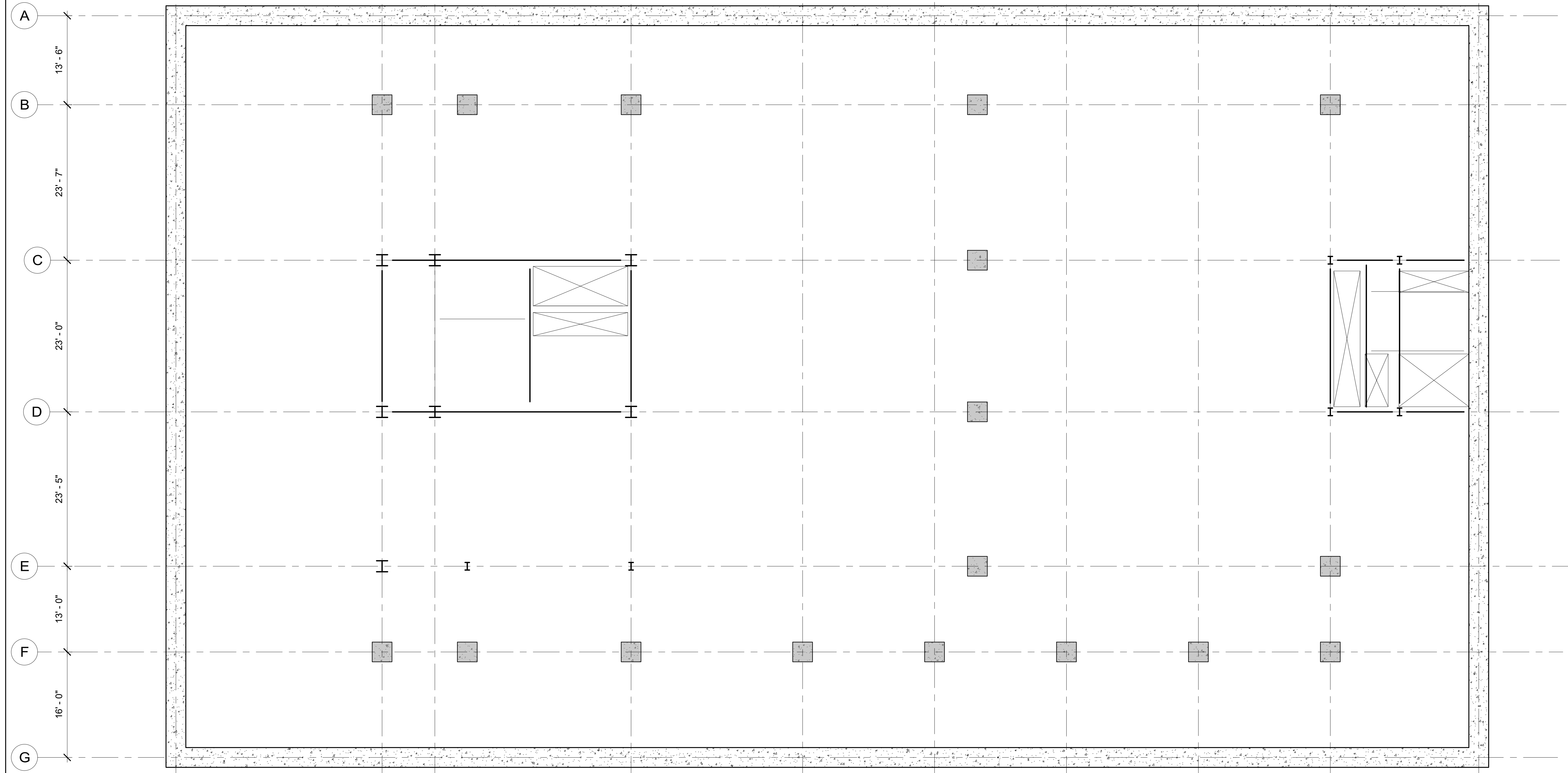
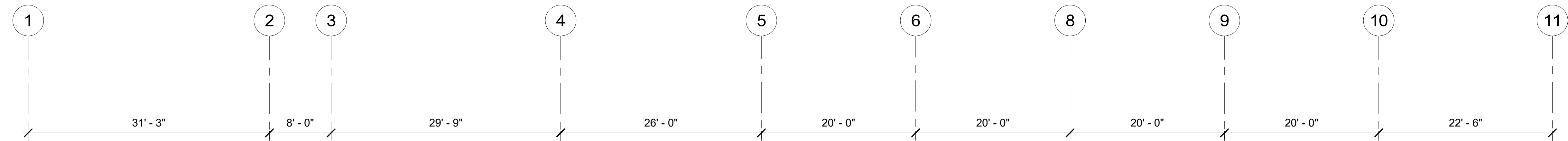

**S101**

1 B2 T.O.Footing  
1/8" = 1'-0"



STRUCTURAL PLAN SYMBOL LEGEND

	ASCENDING COLUMN
	DESCENDING COLUMN
	SLAB SPAN DIRECTION
	MOMENT CONNECTION
	STEEL COLUMN
	STEEL BEAM
	HOWE TRUSS
	SLAB EDGE
	FOOTING
	PILE CAP



**Architect**  
+/- 14

**Architectural Consultant**  
Stephen Ruiz  
PGAL

**Structural Consultant**  
Shinjinee Pathak  
Silman

**Mechanical Consultant**  
Oliver Meade  
BuroHappold

**Enclosure Consultant**  
Ryan Donaghy  
SHoP

**Designers**  
Jinseon Noh  
Jo Hee Lee  
John Trujillo  
Jui Yu Bianca Lin

NO.	DATE	REVISION
01	13 OCT 2020	SD SUBMISSION
02	01 DEC 2020	DD SUBMISSION


**MELROSE  
COMMUNITY  
CENTER**

**Structural  
Plan-B1**

Project number	PMFT-C-01
Date	DEC 01 2020
Author	Author

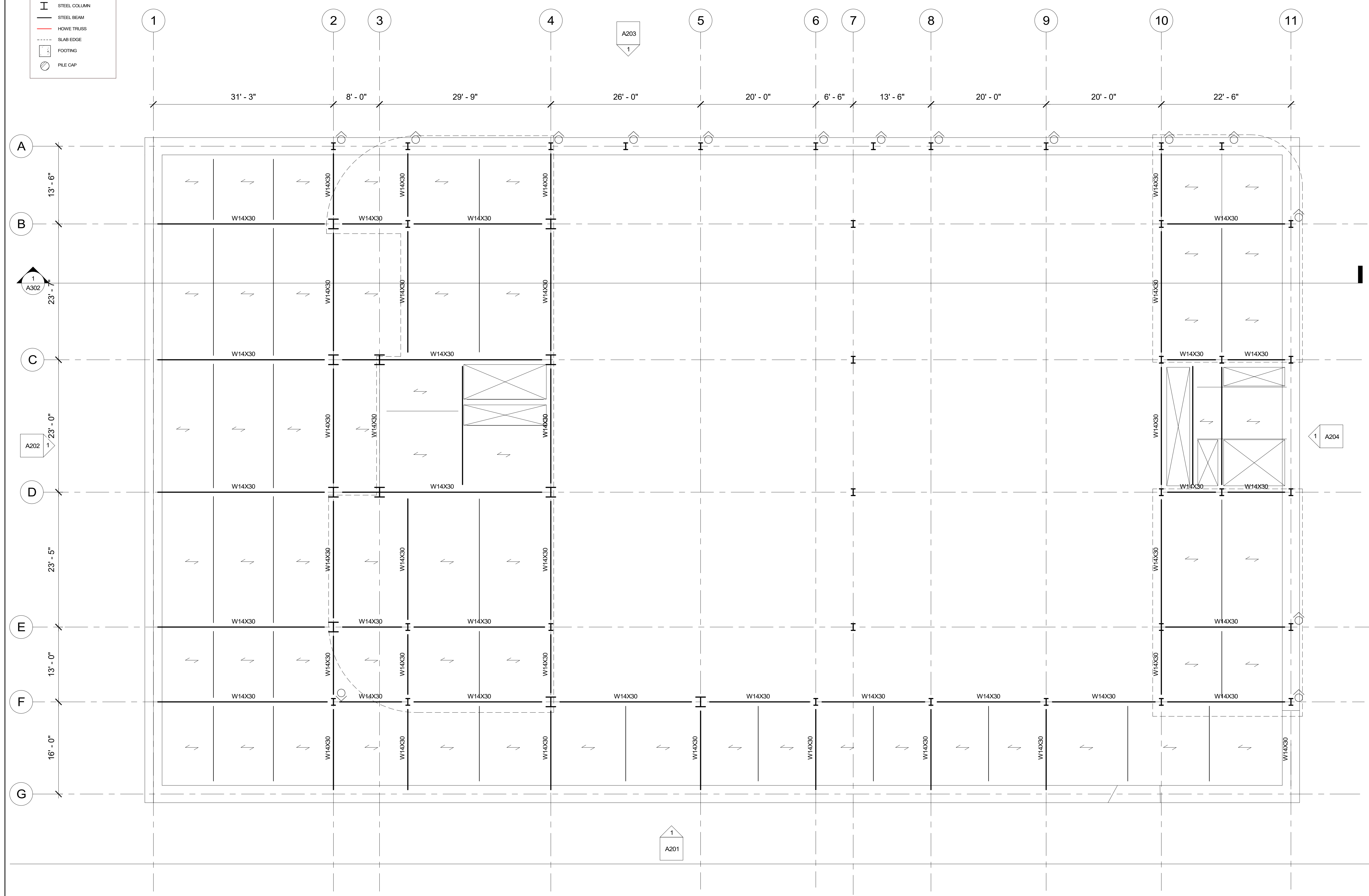
**S102**

1 B1 T.O.Footing  
1/8" = 1'-0"



**STRUCTURAL PLAN SYMBOL LEGEND**

	ASCENDING COLUMN
	DESCENDING COLUMN
	SLAB SPAN DIRECTION
	MOMENT CONNECTION
	STEEL COLUMN
	STEEL BEAM
	HOWE TRUSS
	SLAB EDGE
	FOOTING
	PILE CAP



**Architect**  
+/- 14

**Architectural Consultant**  
Stephen Ruiz  
PGAL

**Structural Consultant**  
Shinjinee Pathak  
Silman

**Mechanical Consultant**  
Oliver Meade  
BuroHappold

**Enclosure Consultant**  
Ryan Donaghy  
SHoP

**Designers**  
Jinseon Noh  
Jo Hee Lee  
John Trujillo  
Jui Yu Bianca Lin

NO.	DATE	REVISION
01	13 OCT 2020	SD SUBMISSION
02	01 DEC 2020	DD SUBMISSION

**MELROSE  
COMMUNITY  
CENTER**

**Structural  
Plan-Ground  
Floor**

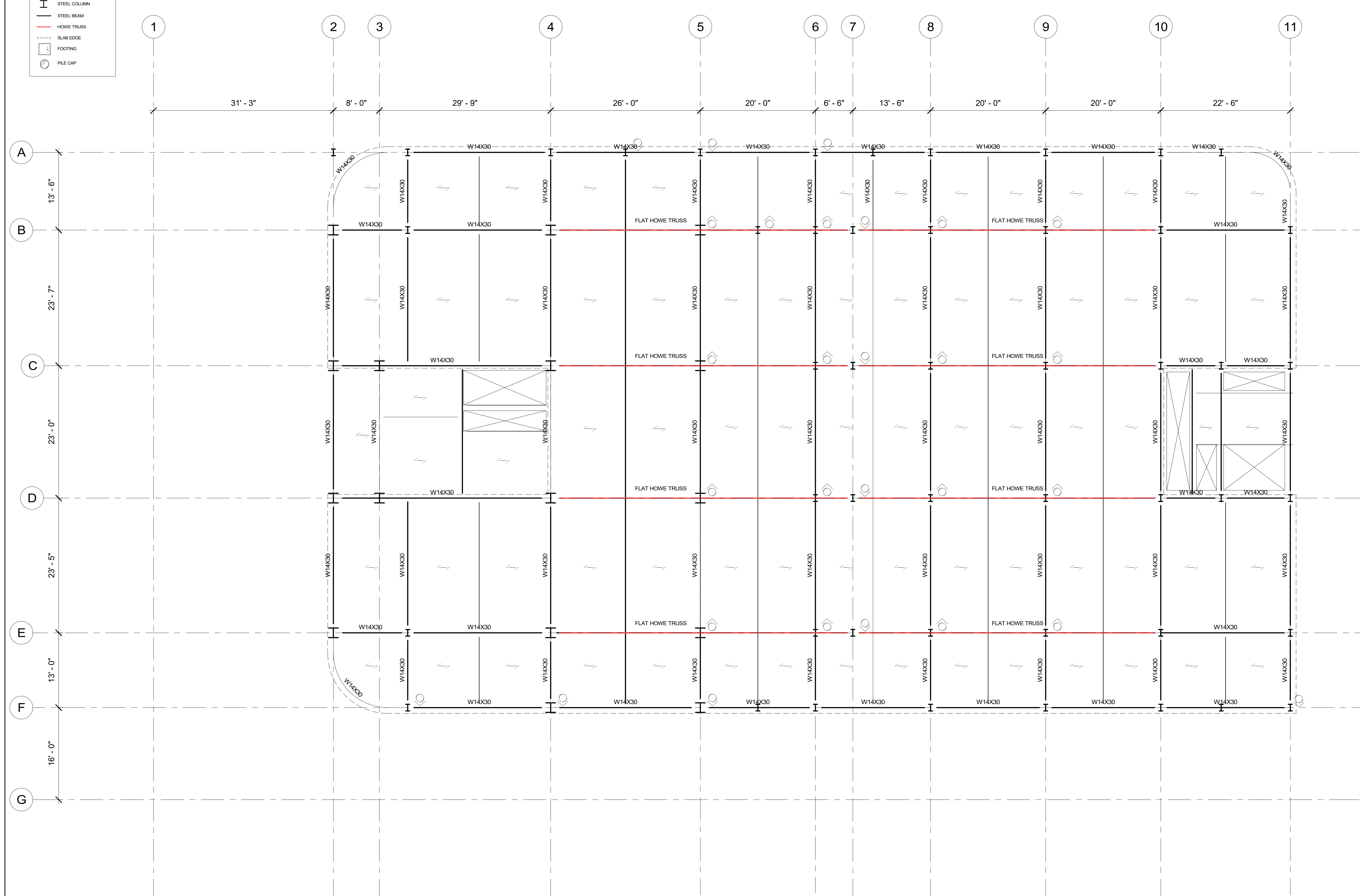

Project number **PMFT-C-01**  
Date **DEC 01 2020**  
Author **Author**

**S103**

① Level 1 T.O.S  
1/8" = 1'-0"

**STRUCTURAL PLAN SYMBOL LEGEND**

	ASCENDING COLUMN
	DESCENDING COLUMN
	SLAB SPAN DIRECTION
	MOMENT CONNECTION
	STEEL COLUMN
	STEEL BEAM
	HOWE TRUSS
	SLAB EDGE
	FOOTING
	PILE CAP



**Architect**  
+/- 14

**Architectural Consultant**  
Stephen Ruiz  
PGAL

**Structural Consultant**  
Shinjinee Pathak  
Silman

**Mechanical Consultant**  
Oliver Meade  
BuroHappold

**Enclosure Consultant**  
Ryan Donaghy  
SHoP

**Designers**  
Jinseon Noh  
Jo Hee Lee  
John Trujillo  
Jui Yu Bianca Lin

NO.	DATE	REVISION
01	13 OCT 2020	SD SUBMISSION
02	01 DEC 2020	DD SUBMISSION

**MELROSE  
COMMUNITY  
CENTER**

**Structural  
Plan-2F**

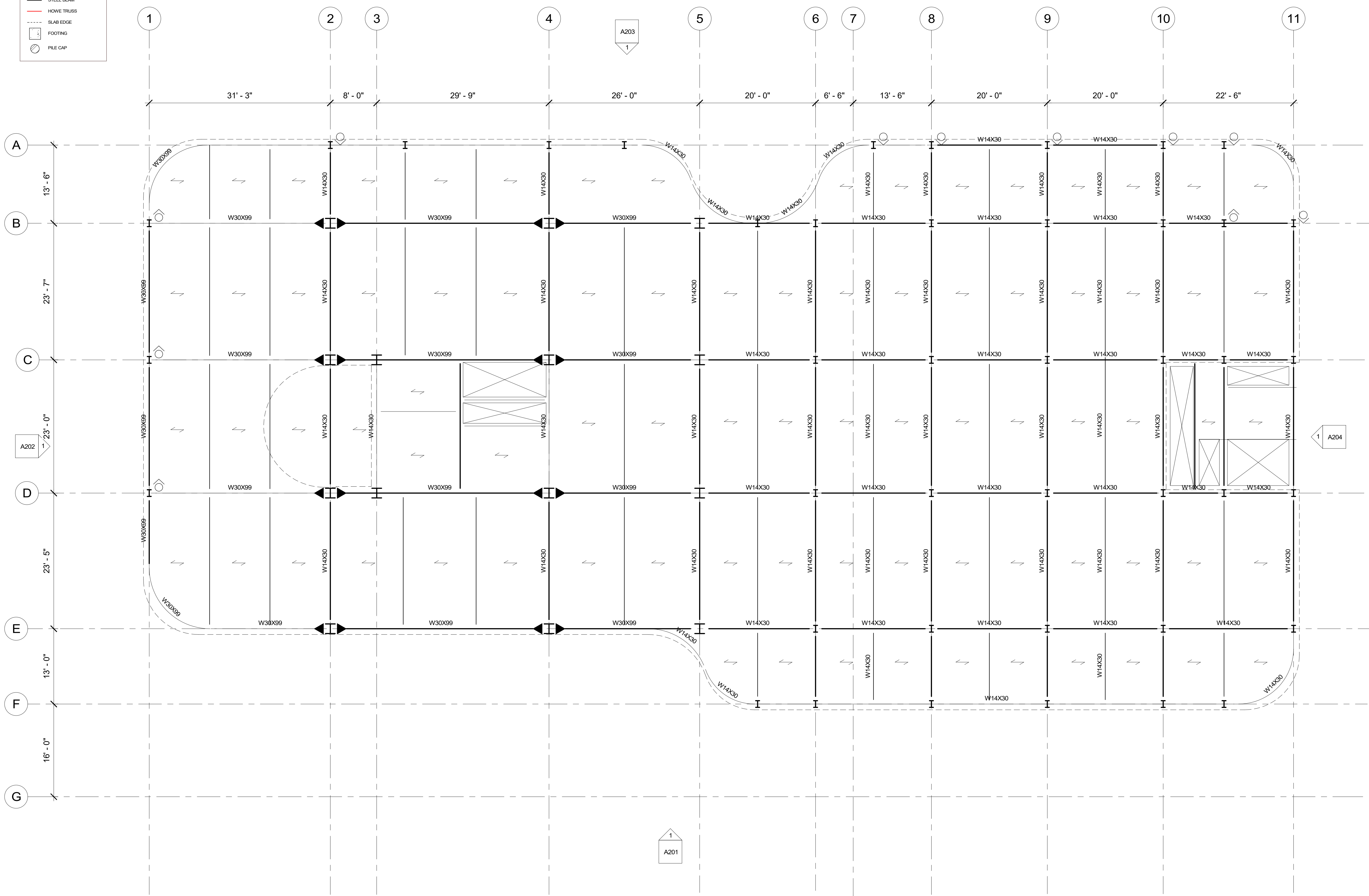
Project number	PMFT-C-01
Date	DEC 01 2020
Author	Author

**S104**


① Level 2 T.O.S.  
1/8" = 1'-0"

**STRUCTURAL PLAN SYMBOL LEGEND**

	ASCENDING COLUMN
	DESCENDING COLUMN
	SLAB SPAN DIRECTION
	MOMENT CONNECTION
	STEEL COLUMN
	STEEL BEAM
	HOWE TRUSS
	SLAB EDGE
	FOOTING
	PILE CAP



① Level 3 T.O.S.  
1/8" = 1'-0"



**Architect**  
+/- 14

**Architectural Consultant**  
Stephen Ruiz  
PGAL

**Structural Consultant**  
Shinjinee Pathak  
Silman

**Mechanical Consultant**  
Oliver Meade  
BuroHappold

**Enclosure Consultant**  
Ryan Donaghy  
SHoP

**Designers**  
Jinseon Noh  
Jo Hee Lee  
John Trujillo  
Jui Yu Bianca Lin

NO.	DATE	REVISION
01	13 OCT 2020	SD SUBMISSION
02	01 DEC 2020	DD SUBMISSION

**MELROSE  
COMMUNITY  
CENTER**

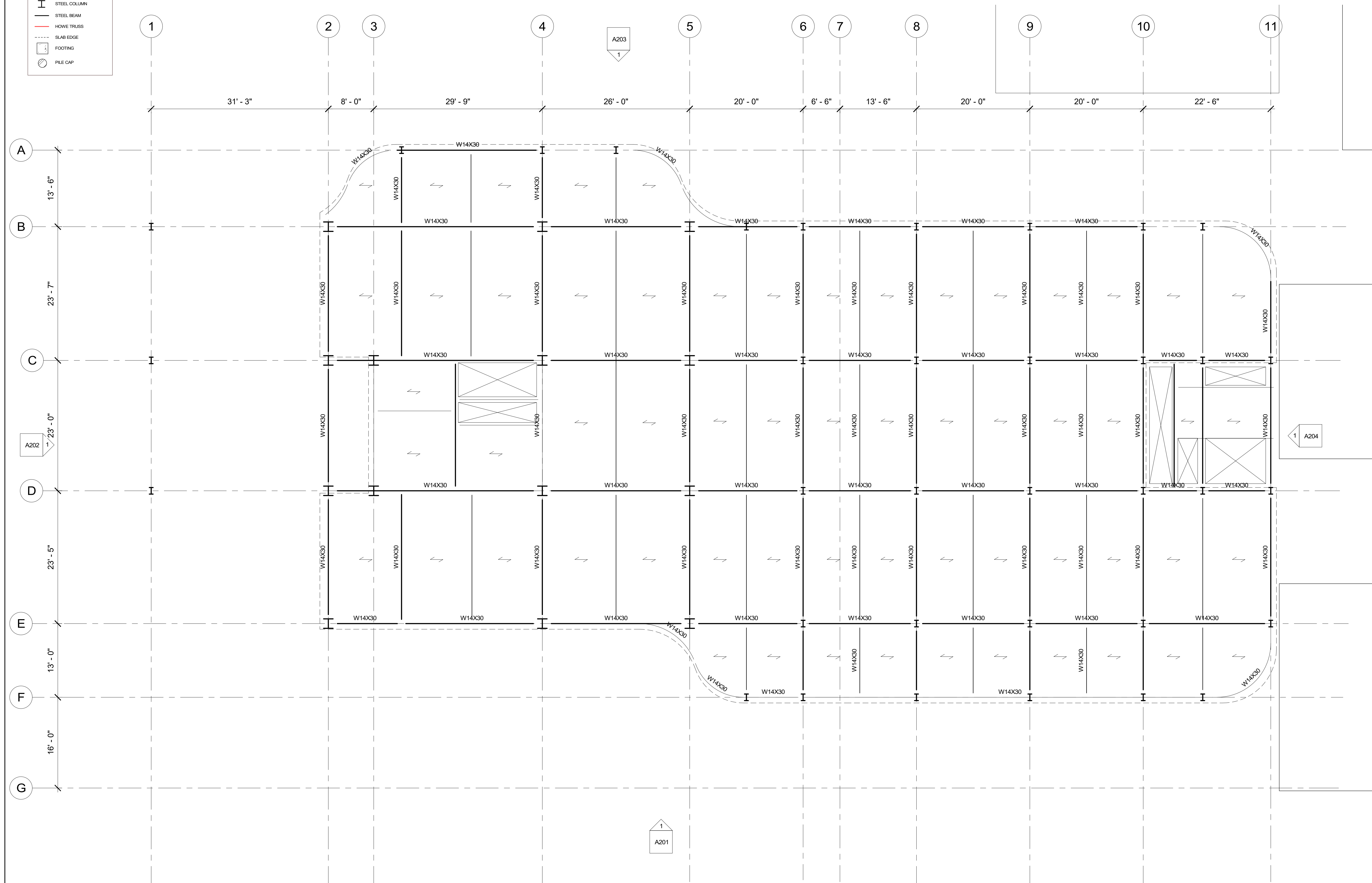

**Structural  
Plan-3F**

Project number **PMFT-C-01**  
Date **DEC 01 2020**  
Author **Author**

**S105**

STRUCTURAL PLAN SYMBOL LEGEND

	ASCENDING COLUMN
	DESCENDING COLUMN
	SLAB SPAN DIRECTION
	MOMENT CONNECTION
	STEEL COLUMN
	STEEL BEAM
	HOWE TRUSS
	SLAB EDGE
	FOOTING
	PILE CAP



**Architect**  
+/- 14

**Architectural Consultant**  
Stephen Ruiz  
PGAL

**Structural Consultant**  
Shinjinee Pathak  
Silman

**Mechanical Consultant**  
Oliver Meade  
BuroHappold

**Enclosure Consultant**  
Ryan Donaghy  
SHoP

**Designers**  
Jinseon Noh  
Jo Hee Lee  
John Trujillo  
Jui Yu Bianca Lin

NO.	DATE	REVISION
01	13 OCT 2020	SD SUBMISSION
02	01 DEC 2020	DD SUBMISSION


## MELROSE COMMUNITY CENTER

### Structural Plan-4F

Project number **PMFT-C-01**  
Date **DEC 01 2020**  
Author **Author**

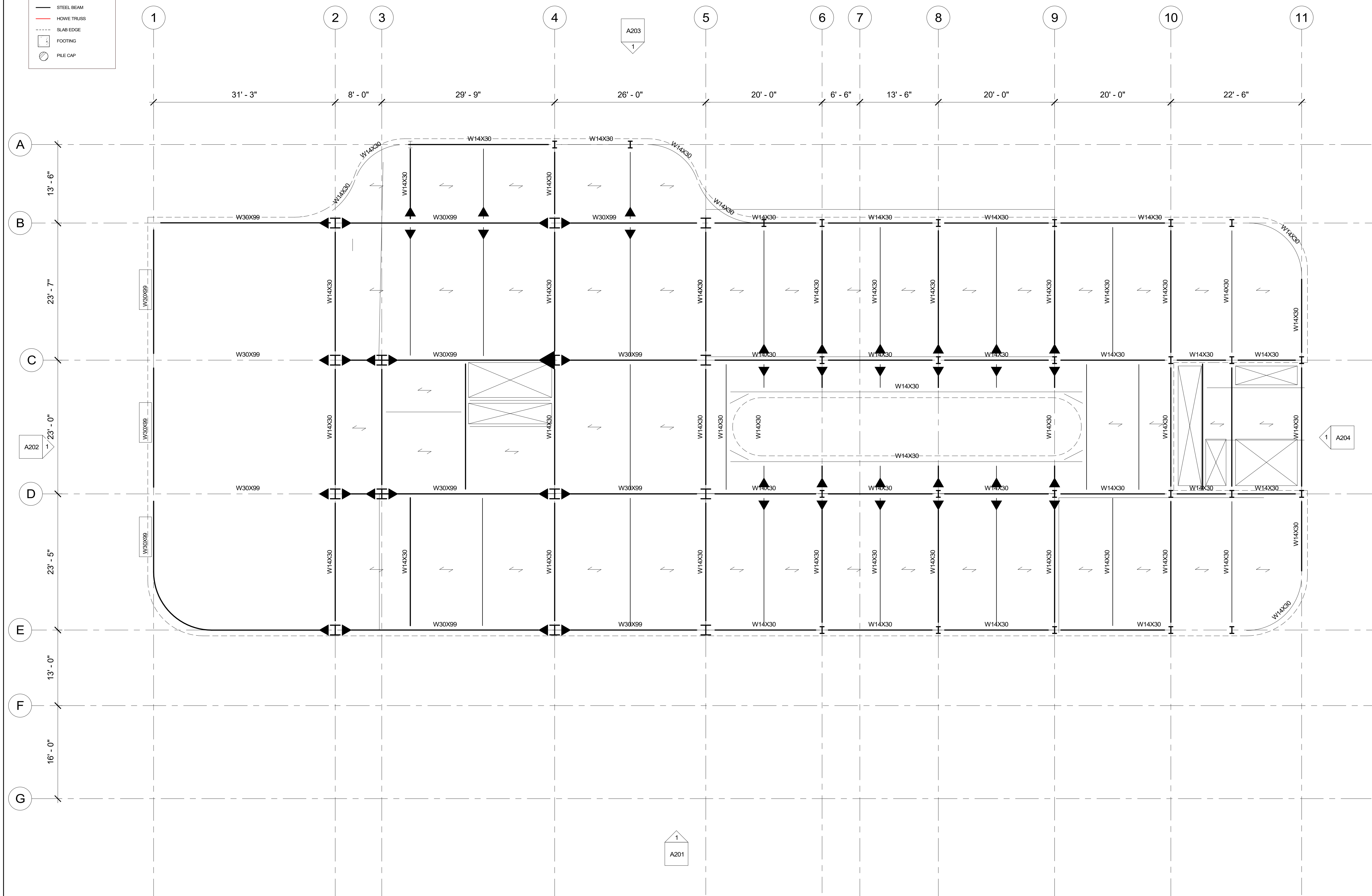
**S106**

① Level 4 T.O.S.  
1/8" = 1'-0"



STRUCTURAL PLAN SYMBOL LEGEND

	ASCENDING COLUMN
	DESCENDING COLUMN
	SLAB SPAN DIRECTION
	MOMENT CONNECTION
	STEEL COLUMN
	STEEL BEAM
	HOWE TRUSS
	SLAB EDGE
	FOOTING
	PILE CAP



**Architect**  
+/- 14

**Architectural Consultant**  
Stephen Ruiz  
PGAL

**Structural Consultant**  
Shinjinee Pathak  
Silman

**Mechanical Consultant**  
Oliver Meade  
BuroHappold

**Enclosure Consultant**  
Ryan Donaghy  
SHoP

**Designers**  
Jinseon Noh  
Jo Hee Lee  
John Trujillo  
Jui Yu Bianca Lin

NO.	DATE	REVISION
01	13 OCT 2020	SD SUBMISSION
02	01 DEC 2020	DD SUBMISSION


**MELROSE  
COMMUNITY  
CENTER**

**Structural  
Plan-Roof**

Project number	PMFT-C-01
Date	DEC 01 2020
Author	Author

**S107**

1 ROOF T.O.S  
1/8" = 1'-0"



Architect  
+/- 14

Architectural Consultant  
Stephen Ruiz  
PGAL

Structural Consultant  
Shinjinee Pathak  
Silman

Mechanical Consultant  
Oliver Meade  
BuroHappold

Enclosure Consultant  
Ryan Donaghy  
SHoP

**Designers**

Jinseon Noh  
Jo Hee Lee  
John Trujillo  
Jui Yu Bianca Lin

NO.	DATE	REVISION
01	13 OCT 2020	SD SUBMISSION
02	01 DEC 2020	DD SUBMISSION

**MELROSE  
COMMUNITY  
CENTER**

**Structural Axo**

Project number	PMFT-C-01
Date	DEC 01 2020
Author	Author

S108

ROOF  
56'-0"

Level 4  
42'-0"

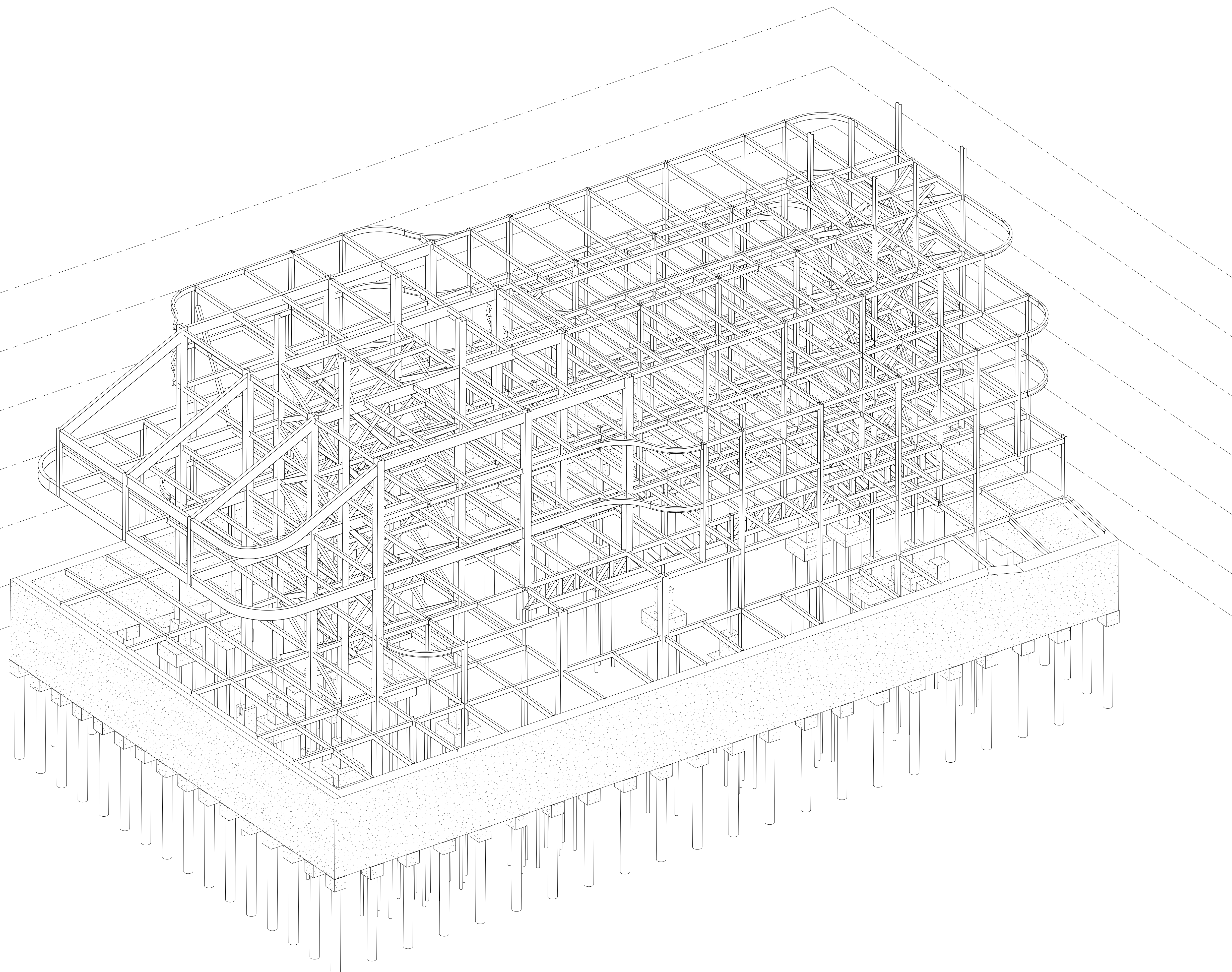
Level 3  
28'-0"

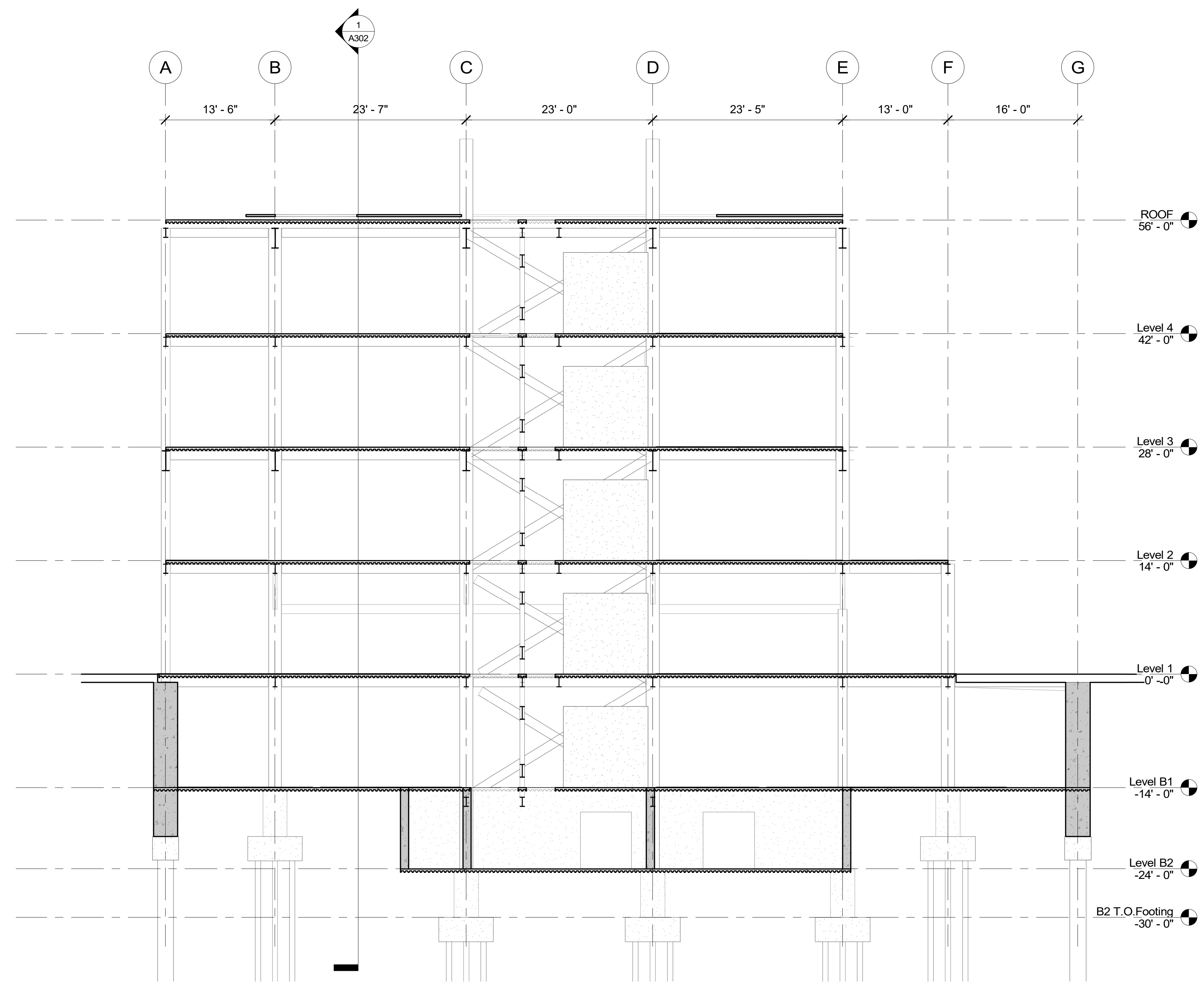
Level 2  
14'-0"

Level 1  
0'-0"

Level B1  
-14'-0"

Level B2  
-24'-0"





① Structural Longitudinal Section  
1/8" = 1'-0"

**Architect**  
+/- 14

**Architectural Consultant**  
Stephen Ruiz  
PGAL

**Structural Consultant**  
Shinjinee Pathak  
Silman

**Mechanical Consultant**  
Oliver Meade  
BuroHappold

**Enclosure Consultant**  
Ryan Donaghy  
SHoP

**Designers**

Jinseon Noh  
Jo Hee Lee  
John Trujillo  
Jui Yu Bianca Lin

NO.	DATE	REVISION
01	13 OCT 2020	SD SUBMISSION
02	01 DEC 2020	DD SUBMISSION

## MELROSE COMMUNITY CENTER

### Structure – Longitudinal Section

Project number PMFT-C-01  
Date DEC 01 2020  
Author Author

S200



Architect  
+/- 14

Architectural Consultant  
Stephen Ruiz  
PGAL

Structural Consultant  
Shinjinee Pathak  
Silman

Mechanical Consultant  
Oliver Meade  
BuroHappold

Enclosure Consultant  
Ryan Donaghy  
SHoP

Designers

Jinseon Noh  
Jo Hee Lee  
John Trujillo  
Jui Yu Bianca Lin

NO.	DATE	REVISION
01	13 OCT 2020	SD SUBMISSION
02	01 DEC 2020	DD SUBMISSION

## MELROSE COMMUNITY CENTER

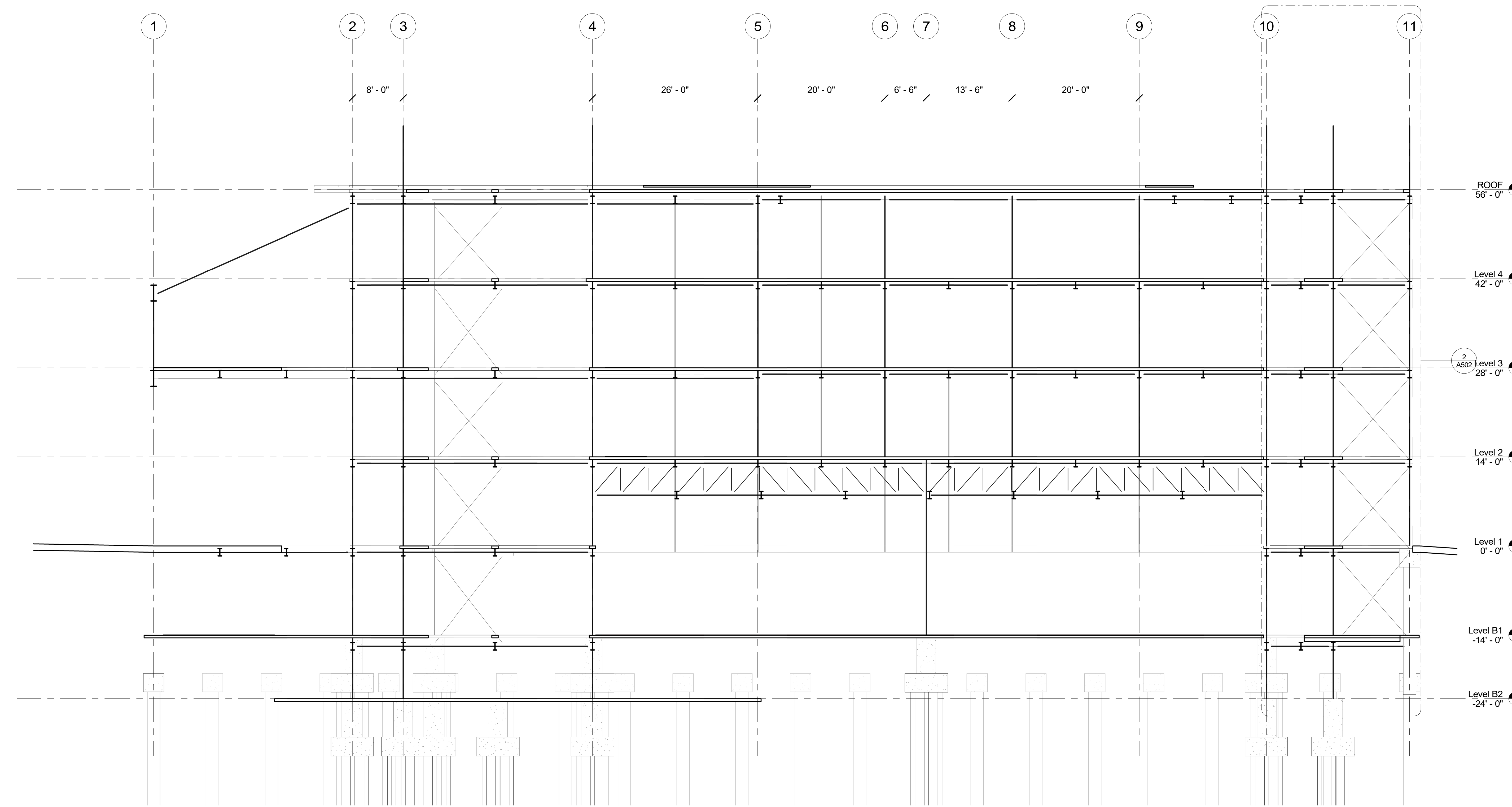
### Structure – Cross Section

Project number PMFT-C-01

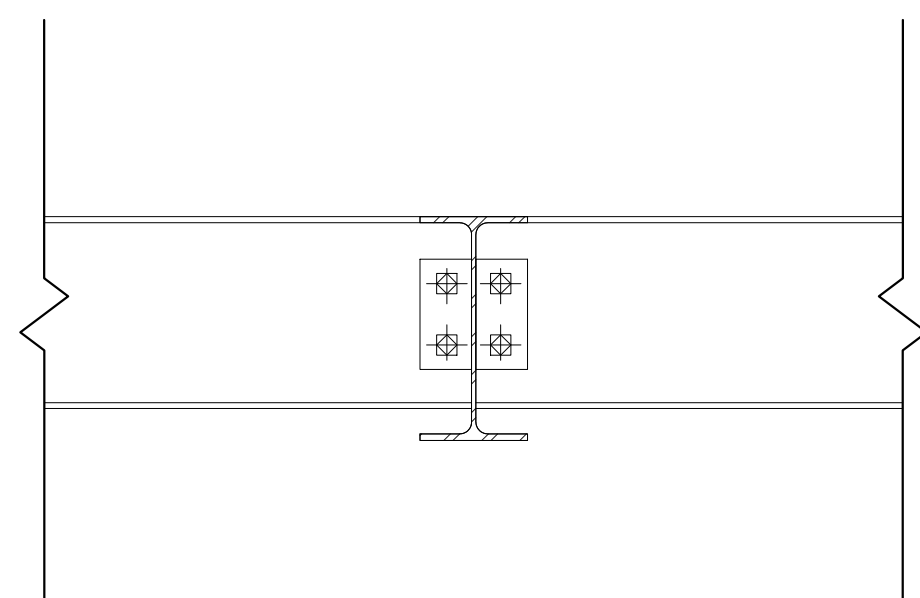
Date DEC 01 2020

Author Author

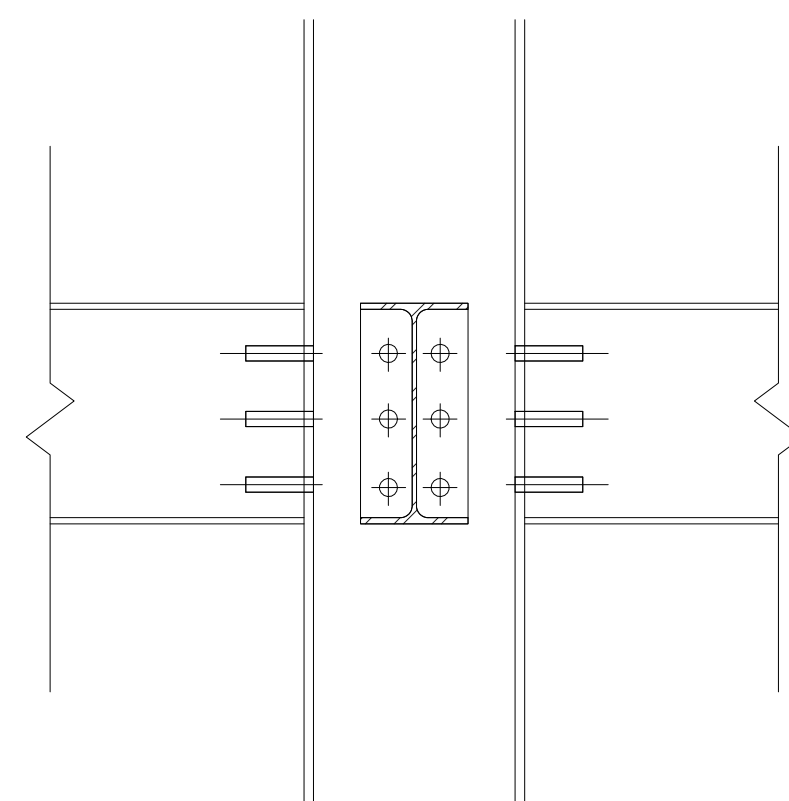
S201



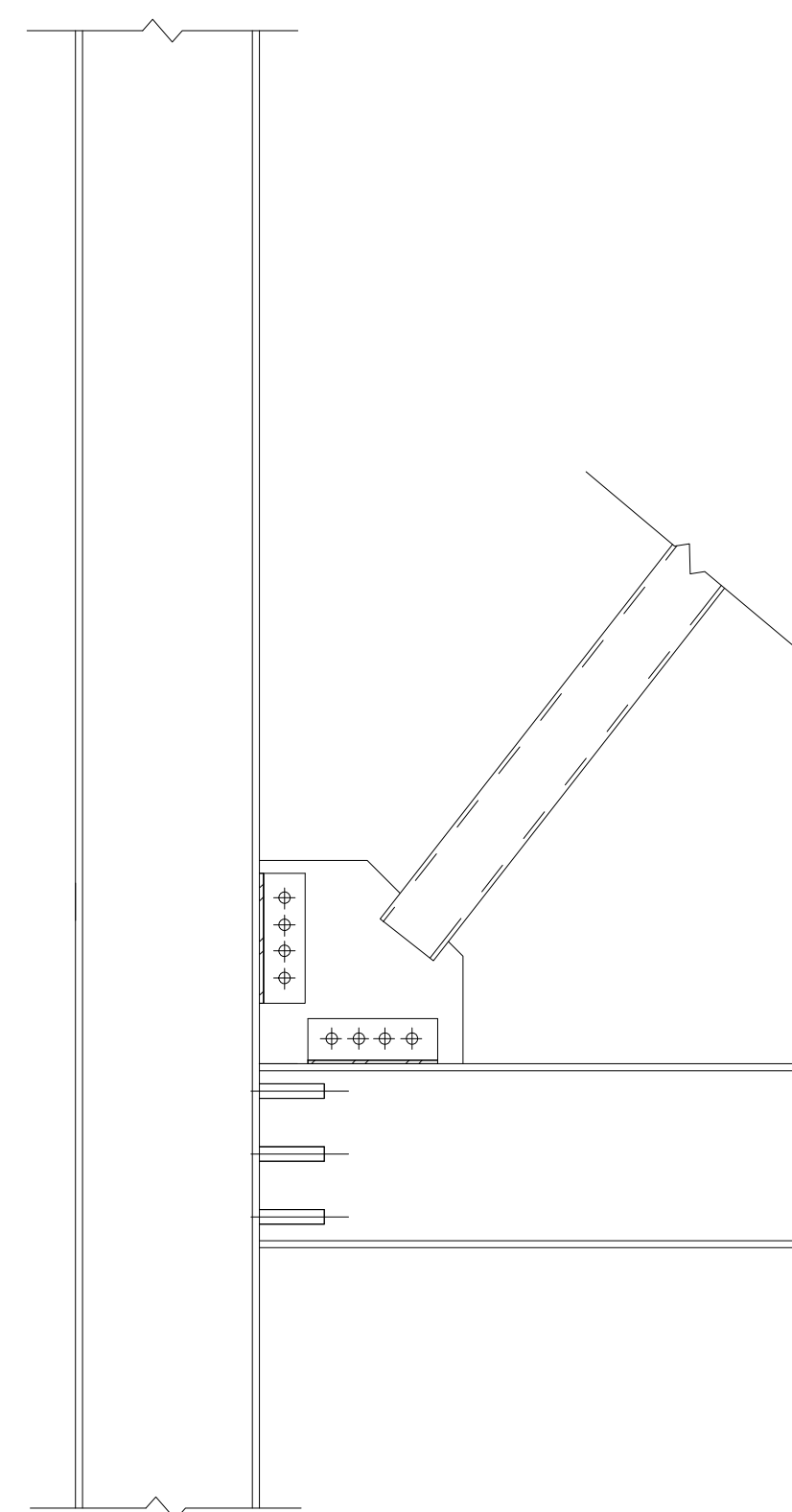
① Structural Cross Section  
1/8" = 1'-0"



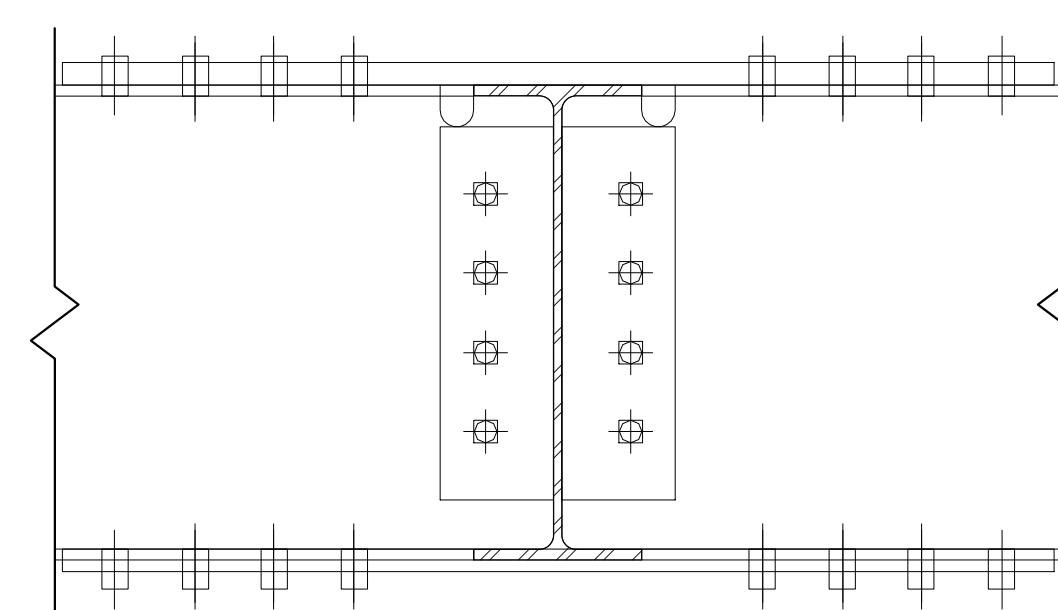
1 GENERAL CONNECTION  
S300 1" = 1'-0"



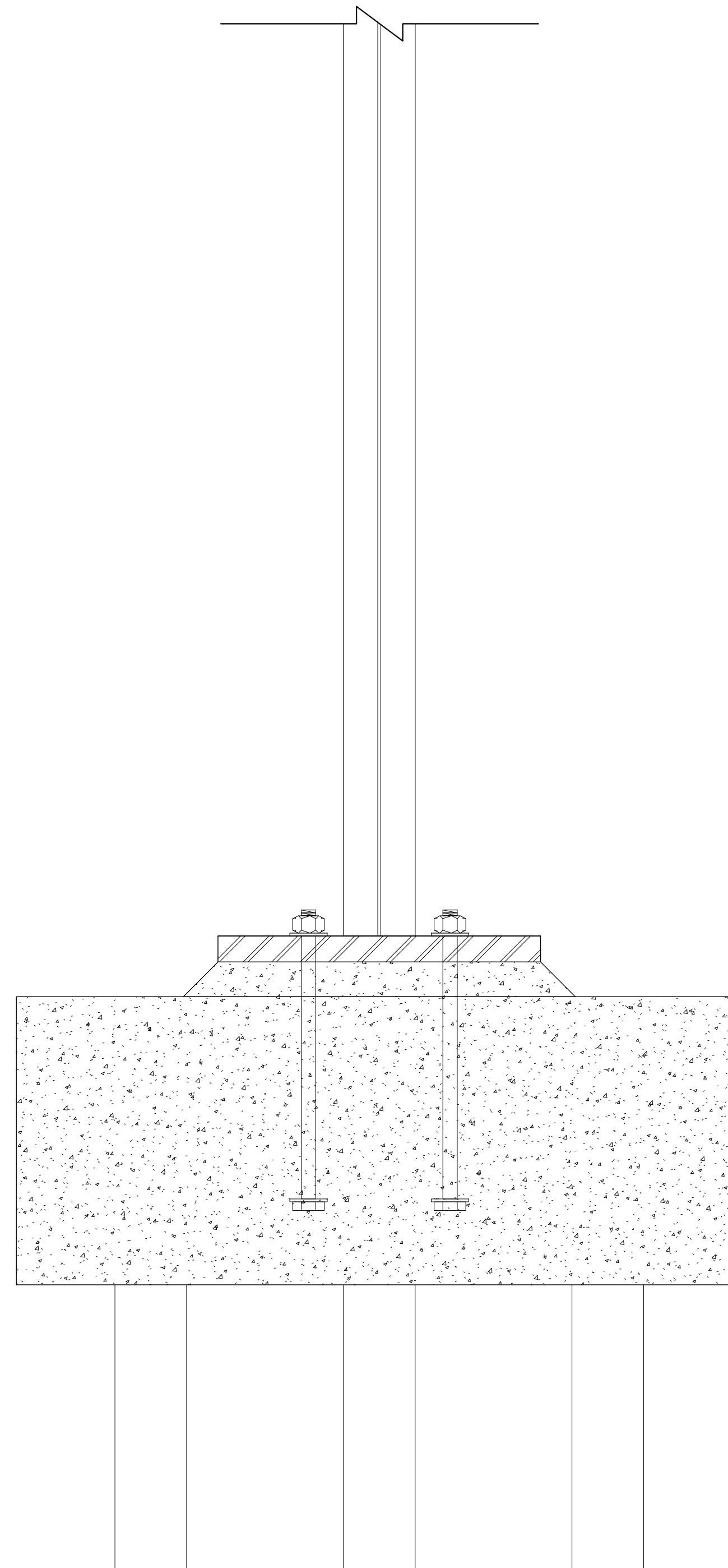
3 GENERAL CONNECTION  
S300 1" = 1'-0"




2 BRACE FRAME CONNECTION DETAIL  
S300 1" = 1'-0"



4 MOMENT CONNECTION  
S300 1" = 1'-0"



5 STEEL COLUMN MULTI PILE CAP  
S300 1" = 1'-0"



6 FOUNDATION WALL SINGLE PILE CAP  
S300 1" = 1'-0"

**Architect**  
+/- 14

**Architectural Consultant**  
Stephen Ruiz  
PGAL

**Structural Consultant**  
Shinjinee Pathak  
Silman

**Mechanical Consultant**  
Oliver Meade  
BuroHappold

**Enclosure Consultant**  
Ryan Donaghy  
SHoP

**Designers**  
Jinseon Noh  
Jo Hee Lee  
John Trujillo  
Jui Yu Bianca Lin

NO.	DATE	REVISION
01	13 OCT 2020	SD SUBMISSION
02	01 DEC 2020	DD SUBMISSION

## MELROSE COMMUNITY CENTER

### Structure – Details

Project number PMFT-C-01  
Date DEC 01 2020  
Author Author

S300