
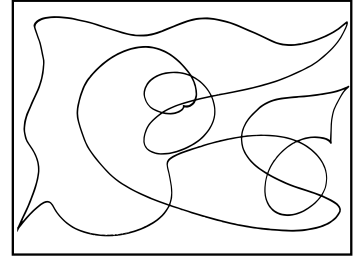


DRAWING CHALLENGE: TANG-TANGLE CREATURE

Materials: Paper and a writing tool like a marker, colored pencil, or crayon


DRAW

1. Place your writing tool on your paper and start drawing a line.
2. The challenge: Draw over the entire paper, but don't lift your writing tool off of it!
3. Make sure to overlap your lines, and draw loops and sharp edges. The greater the variety, the more fun it will turn out!
4. Once you're done, it will look like a big doodle.



DESIGN & COLOR

1. Now add more lines and patterns to your drawing.
2. Don't forget to add creature-like details like eyes, wings, or a tail!
3. Once you're done with your additions, start coloring in your drawing.
4. Voilà, you now have your very own Tang-tangle Creature!



Drawings by Sunny Ra

SHARE

Take a photo of your work and post it on social media with the hashtag **#TangAtHome** **#ArtWithTheTang!**

Sunny Ra
Museum Educator for K-12
and Community Programs
sra@skidmore.edu

For more art-making activities, check out:
<https://tang.skidmore.edu/education/tang-at-home>

tang