

WORK ATTACHMENTS

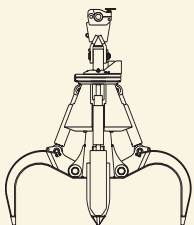


WORK
ATTACHMENTS

GIVE YOURSELF A REAL LIFT

CACTUS GRABS FOR CONTINUOUS LOADING OPERATIONS

Terex Fuchs Cactus Grabs are specially designed for scrap handling. With their robust design they are suitable for tough, day-to-day operations. The superior performance of Terex Fuchs Cactus Grabs is the result of advanced kinematic design, with high tine-closing forces and a power flow perfectly matching the design. The use of high-quality materials also ensures long life. ▶ The grab rotator is an integral part of the upper grab section. ▶ Easily serviced. ▶ Pressure-relief valve protection of tine-closing cylinders. ▶ Cylinder rods and hydraulic lines protected against external damage. Tine-tips made of wear-resistant, high-manganese steel. ▶ All areas of the grab shells subject to wear are made of HARDOX steel.



Machine type

MHL 320/331

5-tine	0.5 yd ³	80 in	93 in	80 in	2,998 lbs	3219 lbs
5-tine	(0.4 m ³)	(2,020 mm)	(2,350 mm)	(2,030 mm)	(1,360 kg)	(1,460 kg)

MHL 340/350/360

5-tine	0.8 yd ³	81 in	98 in	93 in	3,285 lbs	3549 lbs
5-tine	(0.6 m ³)	(2,050 mm)	(2,500 mm)	(2,360 mm)	(1,490 kg)	(1,610 kg)

MHL 350/360

5-tine	1.0 yd ³	83 in	105 in	99 in	3,329 lbs	3880 lbs
5-tine	(0.8 m ³)	(2,100 mm)	(2,600 mm)	(2,520 mm)	(1,510 kg)	(1,760 kg)

MHL 360 (16.5 m)/380

5-tine	1.3 yd ³	105 in	121 in	101 in	5,241 lbs	5732 lbs
5-tine	(1.0 m ³)	(2,655 mm)	(3,075 mm)	(2,560 mm)	(2,400 kg)	(2,600 kg)


MHL 380

5-tine	1.6 yd ³	107 in	125 in	108 in	5,445 lbs	5952 lbs
5-tine	(1.2 m ³)	(2,710 mm)	(3,170 mm)	(2,740 mm)	(2,470 kg)	(2,700 kg)

MHL 380

5-tine	1.8 yd ³	108 in	128 in	114 in	5732 lbs	6283 lbs
5-tine	(1.4 m ³)	(2,745 mm)	(3,255 mm)	(2,900 mm)	(2,600 kg)	(2,850 kg)

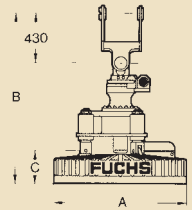
Grab type	Capacity grab open	Height grab closed	Height of grab	Opening width	Weight* open tines	Weight* half-shell tines
5-tine	0.5 yd ³	80 in	93 in	80 in	2,998 lbs	3219 lbs
5-tine	(0.4 m ³)	(2,020 mm)	(2,350 mm)	(2,030 mm)	(1,360 kg)	(1,460 kg)
5-tine	0.8 yd ³	81 in	98 in	93 in	3,285 lbs	3549 lbs
5-tine	(0.6 m ³)	(2,050 mm)	(2,500 mm)	(2,360 mm)	(1,490 kg)	(1,610 kg)
5-tine	1.0 yd ³	83 in	105 in	99 in	3,329 lbs	3880 lbs
5-tine	(0.8 m ³)	(2,100 mm)	(2,600 mm)	(2,520 mm)	(1,510 kg)	(1,760 kg)
5-tine	1.3 yd ³	105 in	121 in	101 in	5,241 lbs	5732 lbs
5-tine	(1.0 m ³)	(2,655 mm)	(3,075 mm)	(2,560 mm)	(2,400 kg)	(2,600 kg)
5-tine	1.6 yd ³	107 in	125 in	108 in	5,445 lbs	5952 lbs
5-tine	(1.2 m ³)	(2,710 mm)	(3,170 mm)	(2,740 mm)	(2,470 kg)	(2,700 kg)
5-tine	1.8 yd ³	108 in	128 in	114 in	5732 lbs	6283 lbs
5-tine	(1.4 m ³)	(2,745 mm)	(3,255 mm)	(2,900 mm)	(2,600 kg)	(2,850 kg)



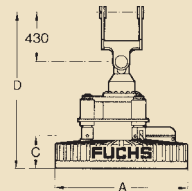
MAGNET PLATES FOR POWERFUL AND EFFICIENT OPERATION

Terex Fuchs Electro-Magnets are designed for operation in scrap and re-handling yards. The powerful field-force over the entire diameter of the magnetic plate ensures high handling capacities. The contactor control operates with counter-excitation through momentary pole reversal, thus even the smallest iron parts drop off immediately.

Magnet type	950	1150	1250	1350	1500	1750	2000
Dimensions – inches (mm)							
Magnet diameter (A)	37 (950)	45 (1,150)	49 (1,250)	53 (1,350)	59 (1,500)	69 (1,750)	79 (2,000)
Height w/ hydraulic rotator (B)	59 (1,503)	59 (1,488)	60 (1,513)				
Height up to upper fixture (C)	12 (300)	11 (285)	13 (320)	13 (340)			
Height rigid magnet (D)	54 (1,380)	54 (1,365)	55 (1,390)				
Height w/ chain suspension (E)	71 (1,815)	76 (1,932)	90 (2,297)	90 (2,292)			
Height up to chain suspen. point (F)	41 (1,023)	45 (1,140)	59 (1,505)	59 (1,500)			
Operating data							
Current	16.4 A	24.1 A	31.6 A	37.3 A	39.5 A	71.4 A	90 A
Power	3.6 kW	5.3 kW	6.95 kW	8.2 kW	10 kW	15.7 kW	19.8 kW
Operating voltage	220 V	220 V	220 V	220 V	220 V	220 V	220 V
DC generator (recommended)	9/11 kW	11 kW	13 kW	13 kW	20 kW	30 kW	30 kW

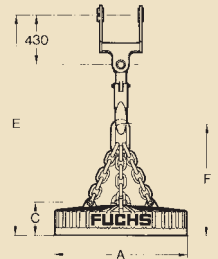


Magnet hyd. rotating



Magnet rigid

	MHL 320/331	MHL 320/331	MHL 320-350	MHL 320-350	MHL 350/360	MHL 360/380	MHL 360/380
Weights – inches (mm)							
Magnet w/ hydraulic rotation	2,646 (1,200)	3,461 (1,570)	4,112 (1,865)				
Magnet, rigid	2,227 (1,010)	3,042 (1,380)	3,660 (1,660)				
Magnet w/ chain suspension	1,764 (800)	2,434 (1,104)	3,292 (1,493)	3,880 (1,760)		7,826 (3,550)	11,574 (5,250)
Approx. lift force to perm. load capacity							
Scrap type / single blocks	100 kN	120 kN	140 kN	150 kN	196 kN	300 kN	380 kN
Scrap type / drop balls	30 kN	40 kN	50 kN	60 kN	70 kN	80 kN	90 kN
Scrap type / punching scrap	6 kN	7.5 kN	10 kN	12 kN			
Scrap type / ingots	4.6 kN	6.4 kN	8.1 kN	9.5 kN	11 kN	16 kN	20 kN
Scrap type / cast-iron scrap	4 kN	5.2 kN	6.3 kN	7.4 kN	9.5 kN	13.5 kN	18 kN
Prepared scrap, type 24	3.6 kN	4.8 kN	5.2 kN	6.5 kN	8.5 kN	12 kN	15 kN
Steel chips, type 40	1.9 kN	2.4 kN	3 kN	3.6 kN	4.2 kN	7 kN	10 kN



Magnet chain suspension

Hydraulically rotating and rigid magnetic plates, and magnet plates with chain suspension are available to meet every application: ▶ Magnet upper-sections are made of special cast alloy. ▶ Magnetic plate is a special "dynamo-steel" casting with a nonmagnetizable cast-steel base plate. ▶ The magnetic plate's hollow core reflects the temperature and allows safely picking up drop-balls. ▶ The hydraulic rotating gear, integrated into the upper-section for magnet plates up to a diameter of 1,250 mm, is wear-free and enclosed in a sealed housing. ▶ The magnetic plate is perfectly matched to the DC generator and three-phase AC generator with rectifier. ▶ FUCHS control for generators is perfectly matched to standard duty cycles.

▶ For lift hooks used with chain suspension, dimension "E" increases by 340 mm.

▶ For magnets with quick-change suspension, overall weight increases by 40 kg.

▶ The selection of the magnet plate(s) depends on the size of the generator and exclusively applies to Terex Fuchs Magnet Plates.



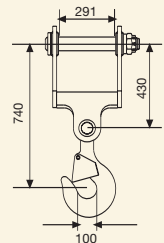
LIFT HOOKS

WITH HIGH LIFTING CAPACITY



Terex Fuchs Lift Hooks with lifting capacities up to 20 tons are primarily used in heavy duty re-handling. An extensive range of applications makes lift hooks capable of an infinite number of duties. The Terex Fuchs range of Lift Hooks is available with standard

suspension (rigid or rotating) and quickchange suspension (rigid or rotating).



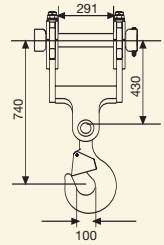
Lift hook w / standard suspension

Lift Hook with standard suspension, rigid or revolving

Machine type	Weight	Max. permissible load according to mechanism group 3m
MHL 320	220 lbs (100 kg)	22,046 lbs (10 t)
MHL 434	220 lbs (100 kg)	22,046 lbs (10 t)
MHL 331	220 lbs (100 kg)	22,046 lbs (10 t)
MHL 340	220 lbs (100 kg)	22,046 lbs (10 t)
MHL 350	220 lbs (100 kg)	22,046 lbs (10 t)
MHL 360	220 lbs (100 kg)	22,046 lbs (10 t)

Lift Hook with quick-change suspension, rigid or revolving

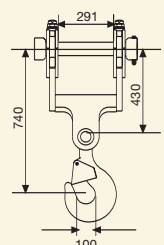
Machine type	Weight	Max. permissible load according to mechanism group 3m
MHL 320	331 lbs (150 kg)	22,046 lbs (10 t)
MHL 434	331 lbs (150 kg)	22,046 lbs (10 t)
MHL 331	331 lbs (150 kg)	22,046 lbs (10 t)
MHL 340	331 lbs (150 kg)	22,046 lbs (10 t)
MHL 350	331 lbs (150 kg)	22,046 lbs (10 t)
MHL 360	331 lbs (150 kg)	22,046 lbs (10 t)



Lift hook w/quick change suspension

Lift Hook with quick-change suspension, rigid or revolving

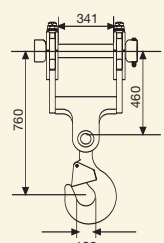
Machine type	Weight	Max. permissible load according to mechanism group 1B _m
MHL 350	353 lbs (160 kg)	44,092 lbs (20 t)
MHL 360	353 lbs (160 kg)	44,092 lbs (20 t)
MHL 460	353 lbs (160 kg)	44,092 lbs (20 t)



Lift hook w/quick change suspension

Lift Hook with standard suspension, rigid or revolving

Machine type	Weight	Max. permissible load according to mechanism group 1B _m
MHL 464	397 lbs (180 kg)	44,092 lbs (20 t)
MHL 380	397 lbs (180 kg)	44,092 lbs (20 t)



Lift hook w/quick change suspension



Terex Fuchs

8800 Rostin Road
Southaven, MS 38671
USA

TEL 662-393-1800
SALES 866-837-3923
FAX 662-393-1700
WEB www.terex.com
EMAIL sales@terexca.com

For more information, product demonstration, or details on purchase, lease and rental plans, please contact your local Terex Fuchs Distributor.

Effective Date: April 1, 2007. Product specifications and prices are subject to change without notice or obligation. The photographs and/or drawings in this document are for illustrative purposes only. Refer to the appropriate Operator's Manual for instructions on the proper use of this equipment. Failure to follow the appropriate Operator's Manual when using our equipment or to otherwise act irresponsibly may result in serious injury or death. The only warranty applicable to our equipment is the standard written warranty applicable to the particular product and sale and Terex makes no other warranty, express or implied. Products and services listed may be trademarks, service marks or trade-names of Terex Corporation and/or its subsidiaries in the USA and other countries and all rights are reserved. Terex® is a registered trademark of Terex Corporation in the USA and many other countries. Copyright © 2007 Terex Corporation.