

Logix Processor (LXP)

PALADIN
DEMOLITION AND RECYCLING

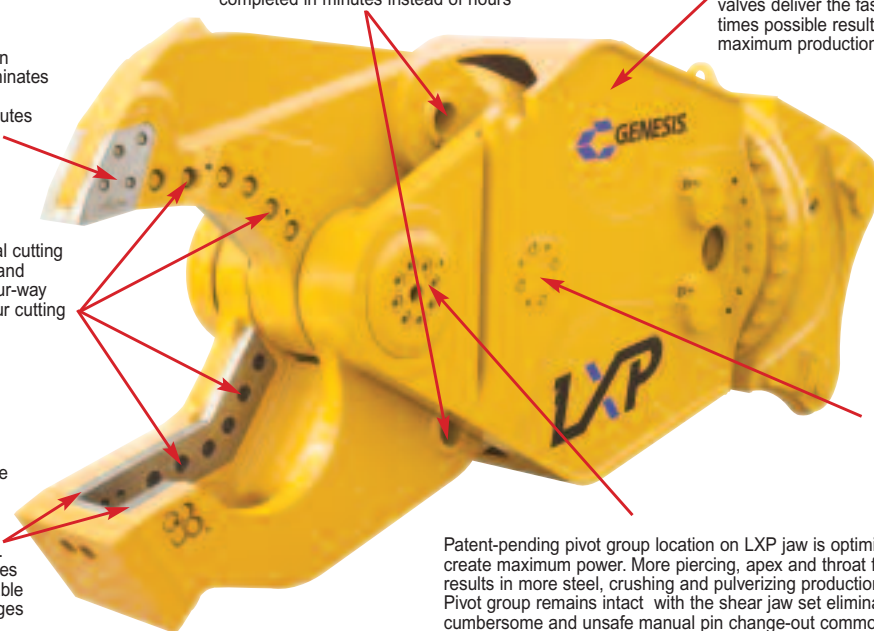
Manual removal of easy-to-handle cylinder connection pins is all that's required to change between jaw sets – the patented hydraulic quick-change does the rest of the work. Jaw change-outs are safe and fast - completed in minutes instead of hours

The fully shrouded steel superstructure provides strength while protecting both cylinders and regeneration (speed) valves. Genesis proprietary speed valves deliver the fastest cycle times possible resulting in maximum production.

Patented bolt-on piercing tip eliminates welding and is replaced in minutes

Exclusive identical cutting blades on upper and lower jaws are four-way indexable with four cutting edges per blade

Exclusive dual guide blade system can be shimmed to the piercing tip for increased blade life. Identical guide blades are four-way indexable with four cutting edges per blade



Hydraulically activated Secure-Lock pin allows for quick change-outs between other jaw sets

Patent-pending pivot group location on LXP jaw is optimized to create maximum power. More piercing, apex and throat force results in more steel, crushing and pulverizing production. Pivot group remains intact with the shear jaw set eliminating cumbersome and unsafe manual pin change-out common to other processors



Pulverizer Jaws



APPLICATIONS

- Demolition
- Concrete Recycling
- C&D Processing
- Rebar

Shear Jaws



APPLICATIONS

- Demolition
- Bridge Demolition
- Structural Steel
- Rebar
- Wire
- Aluminum
- Copper

Cracker Jaws



APPLICATIONS

- Concrete Recycling
- C&D Processing
- Rebar
- Demolition

Model Number	PULVERIZER			SHEAR			CRACKER			Minimum Excavator Wt.	Minimum Excavator Wt.
	Weight	Jaw Opening	Jaw Depth	Weight	Jaw Opening	Jaw Depth	Weight	Jaw Opening	Jaw Depth		
	(lbs.)	(ins.)	(ins.)	(lbs.)	(ins.)	(ins.)	(lbs.)	(ins.)	(ins.)	boom mount (lbs.)	stick mount (lbs.)
LXP 200	5,670	29	24	5,370	17	19	5,652	38	28	20,000	45,000
LXP 300	7,270	35	26	7,600	22	24	7,560	43	30	45,000	70,000
LXP 400	11,255	38	30	11,065	24	27	11,145	47	33.5	60,000	100,000
LXP 500	12,705	43	31	12,905	27	28	12,718	51	34.5	70,000	120,000


All Genesis Logix Processors are covered by a 12-month, 1,500-hour (whichever occurs first) warranty. Genesis reserves the right to continually make product improvements designed to positively enhance product performance.

1000 Genesis Dr., Superior, WI 54880 PH: 715-395-5252 FAX: 715-395-5255 www.genesisattachments.com

Genesis LXP

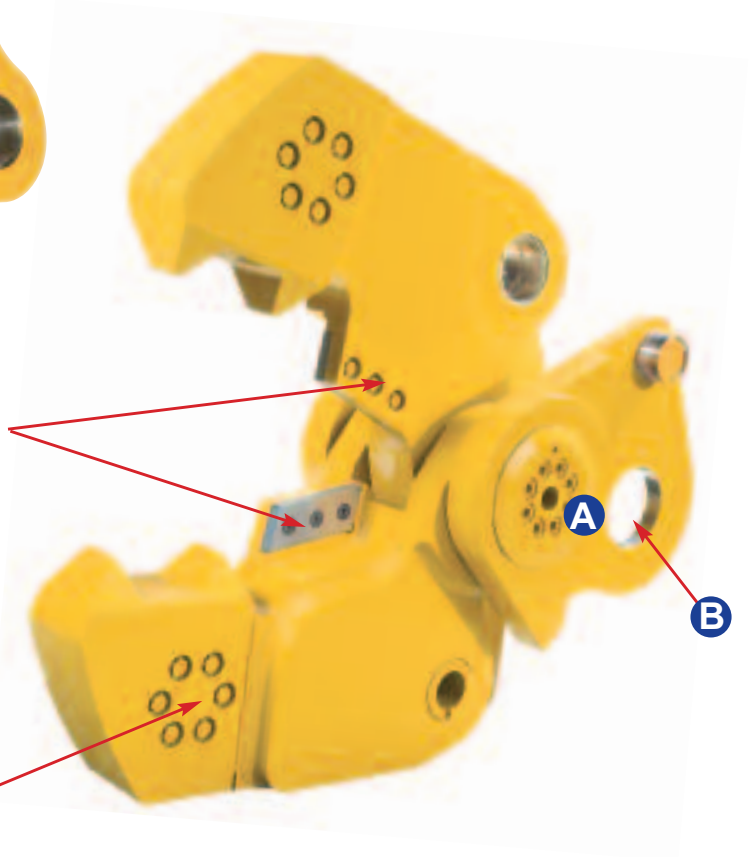
Quick-change jaws with optimum power.
Now that's Logical!

Pulverizer Jaws



Cracker Jaws

The fully enclosed bolt-on teeth protect the parent material from damage and wear



1000 Genesis Drive,
Superior, Wisconsin 54880

Phone: (715) 395-5252
Fax: (715) 395-5255

www.genesisattachments.com
E-mail: info@genesisattachments.com



PALADIN
DEMOLITION AND RECYCLING