

# PORTFOLIO

---

JIAFENG LI

## **SELECTED WORKS**

---

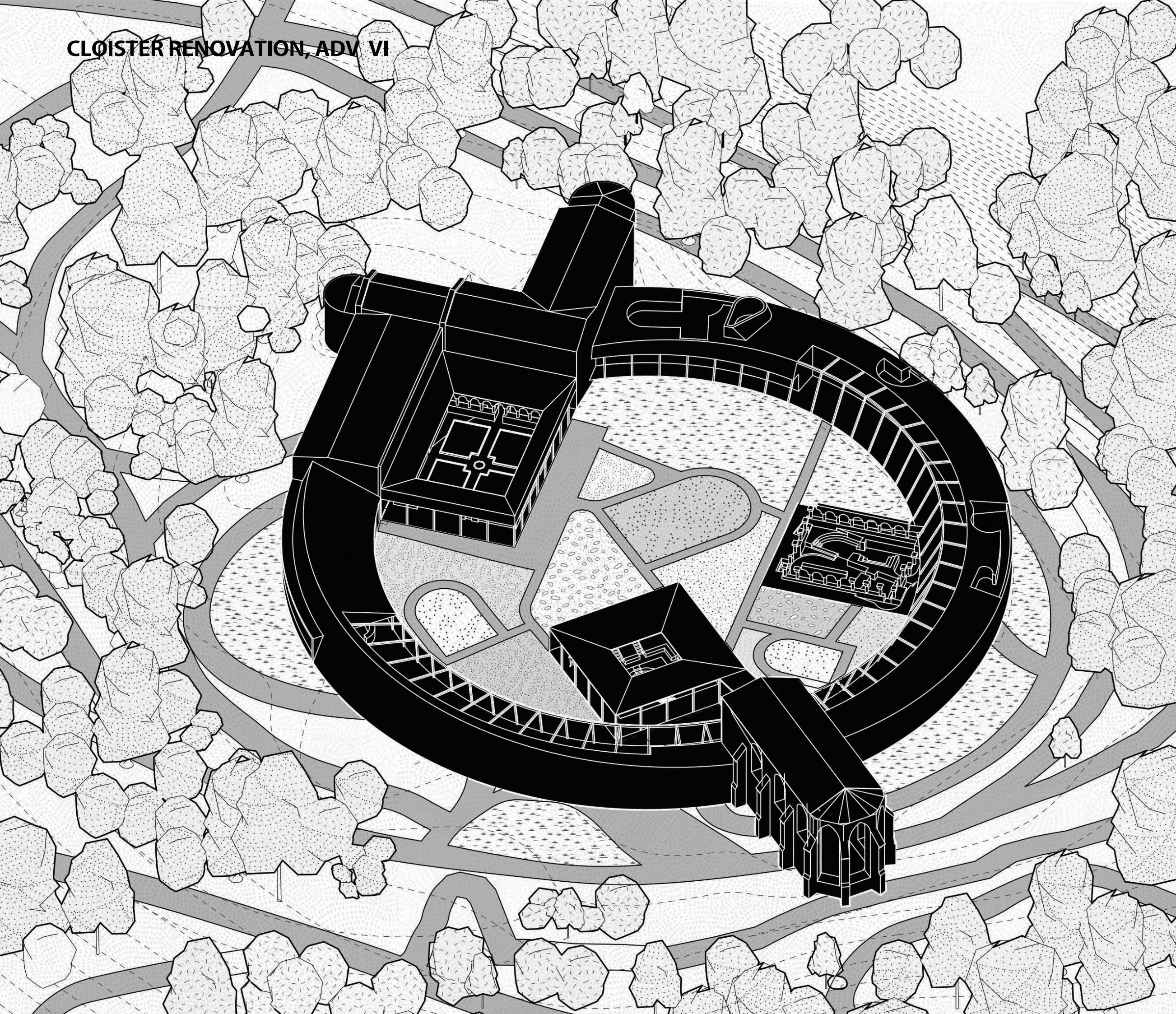
2019 - 2023

## **INDEX**

- 1 CLOISTER RENOVATION  
ADVANCE VI
- 2 MELROSE HOUSING IN THE BRONX  
CORE 3
- 3 THE RAMAPOUGH CULTURE MUSEUM  
ADVANCE IV
- 4 LA GOULETTE KARRAKA FORT RENOVATION  
ADVANCE V
- 5 PS 64 SCHOOL  
CORE 2
- 6 URBAN PLUG-IN  
CORE 1



## CLOISTER RENOVATION, ADV VI



# 1

## CLOISTER RENOVATION

2023 Fall  
ADVANCE VI  
Individual Work  
Advisor: Juan Herreros



### Relocation (1937)

In 1913, Barnard Grey built a home for antiques at 698 Fort Washington Avenue in Upper Manhattan. In 1925 John D. Rockefeller Jr. funded the Met to purchase the Barnard collection. In 1937, the museum reopened as a branch of the Met.

### Washington Fort (1777)

Given the context of Washington Fort, Rockefeller had initially envisioned the new Cloisters as a castle-like structure.



Site Map of Met Cloister

The new cloister challenge the conventional power and authority of museums that traditionally exhibit treasures collected from overseas. Instead, the new Met Cloister will serve as a bridge that narrows the distance between the community and the museum. Moreover, the new Met Cloister will play a vital role in reflecting the diversity and voices of the people within

their collections and surrounding communities.

Many of the religious fragments that comprise the Met Cloister collection were originally sourced from various monasteries and cloisters constructed along the Camino de Santiago, a sacred pilgrims' route. These fragments were later compiled into what we now recognize as the Met Cloister.



# CLOISTER RENOVATION, ADV VI

**Barnard's Collections**  
 Any history of The Met Cloisters must begin with George Grey Barnard (1863-1938). A student of Rodin, Barnard was a prominent American sculptor. While working in rural France, Barnard supplemented his income by locating and selling medieval sculpture and architectural fragments that had made their way into the hands of local landowners over several centuries of political and religious upheaval.

**1883-1896**

**1914-1938**

**Original Cloister**  
 In the late December of 1913, Barnard shipped his entire collection to New York. He built a home for his antiquities at 698 Fort Washington Avenue and West 190th Street in Upper Manhattan. His new Cloisters Museum essentially a barnlike brick structure with pitched roof, opened in December 1914. In 1925 John D. Rockefeller Jr. provided funds for the Met to purchase the Barnard collection, and in May of the following year Barnard's Cloisters reopened as a branch of the Met.

**Met Cloister**

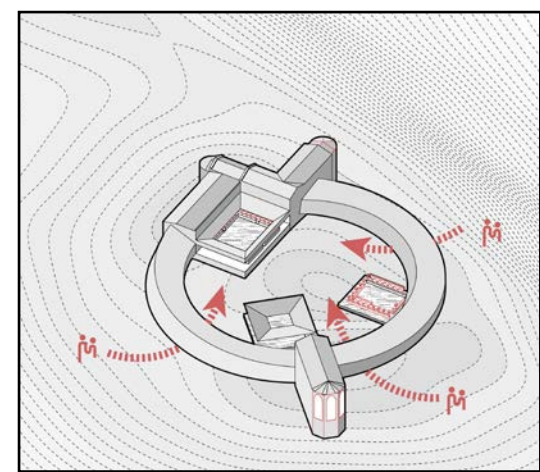
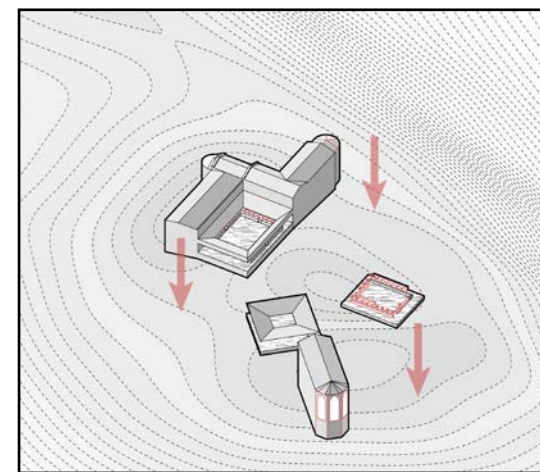
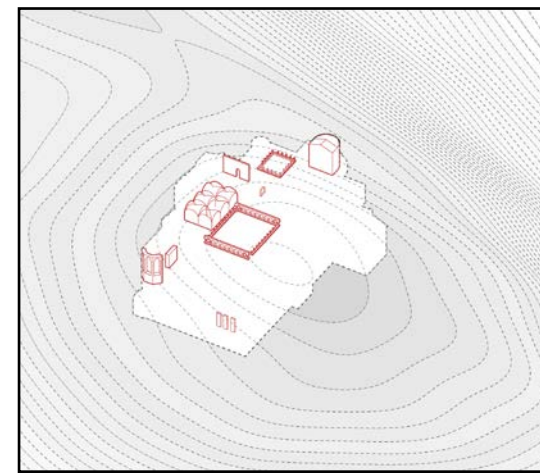
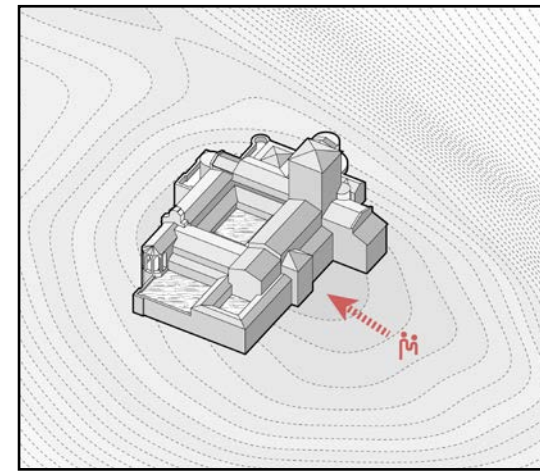
In 1931 the design for a new building was entrusted to architect Charles Collens (1973-1956). By a fortunate coincidence, at the same time the new Cloisters was under construction (1935-38), Rockefeller had initially envisioned the new Cloisters as a castle-like structure modeled loosely on Kenilworth, in England, but he quickly realized that the predominantly religious content of the collection called for a style more evocative of medieval architecture.

**1938-NOW**

Over the next few years Rockefeller helped enlarge the Cloister holdings. He purchased a tract of land just north of Fort Washington Avenue, part of which had previously been occupied by the estate of C.K.G. Billings, and in 1927 he contracted Olmsted Brothers to landscape the area. They created what is now Fort Tryon Park, which Rockefeller donated to the city in 1930 with the condition that four acres be set aside for the future Cloisters Museum.

**1927-1930**

Timeline of Met Cloister

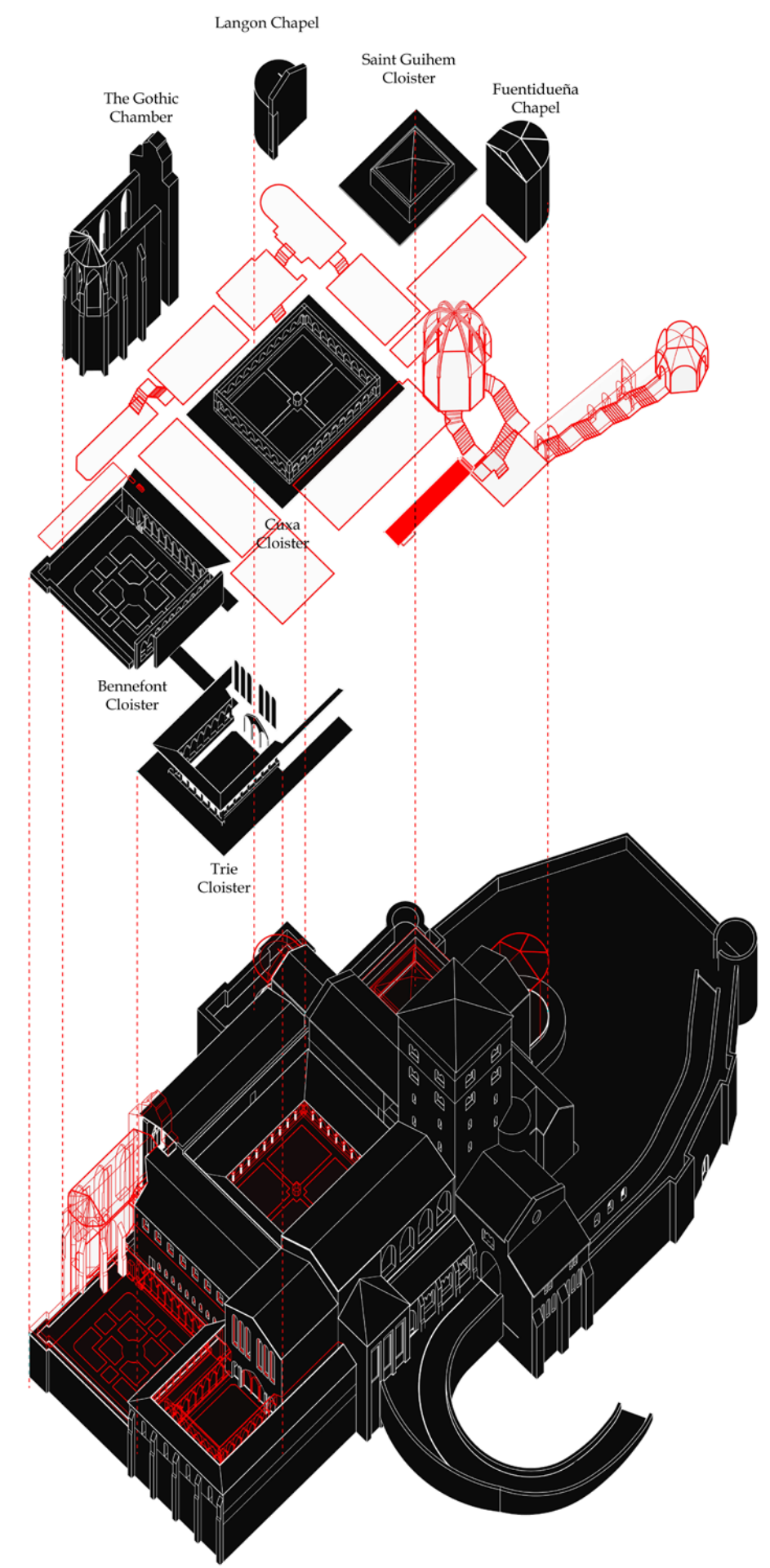


Original Met Cloister looks like a castle resting on the top hill of Tryon Park

The position of original fragments

The design preserves part of the original met cloister while incorporating an infinite circle to connect programs.

The building floats above the ground, creating an abstract gesture that contrasts with the medieval context. The cantilever entrance serves as a grand gateway for visitors.



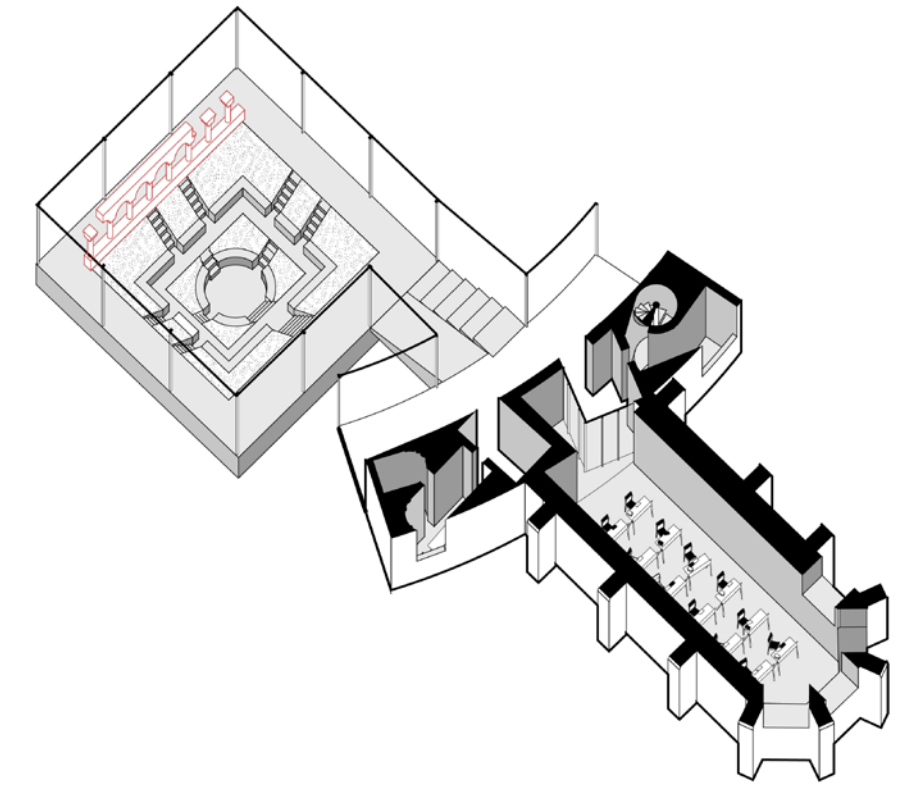
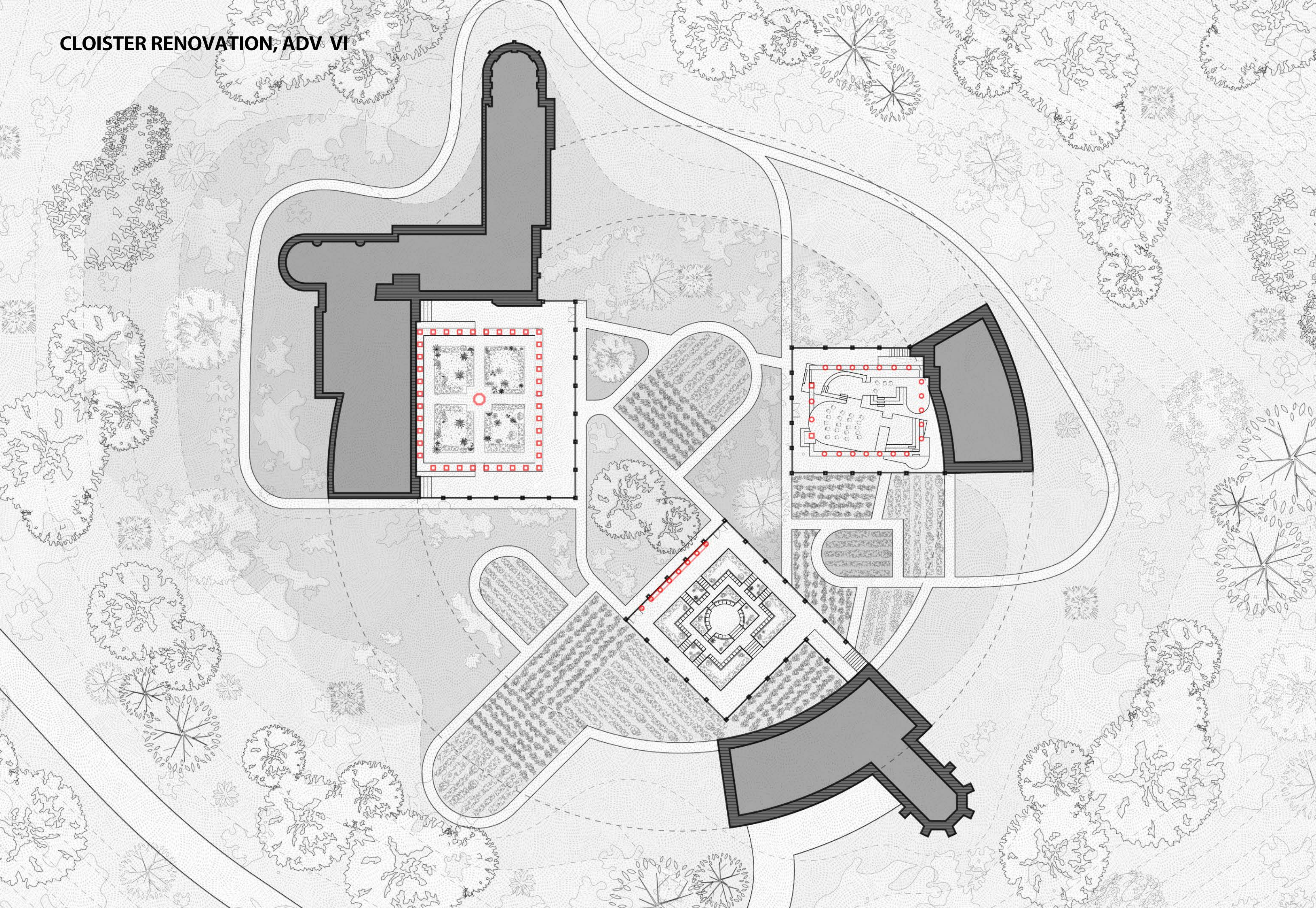
Fragment's Position inside Original Met Cloister







## CLOISTER RENOVATION, ADV VI



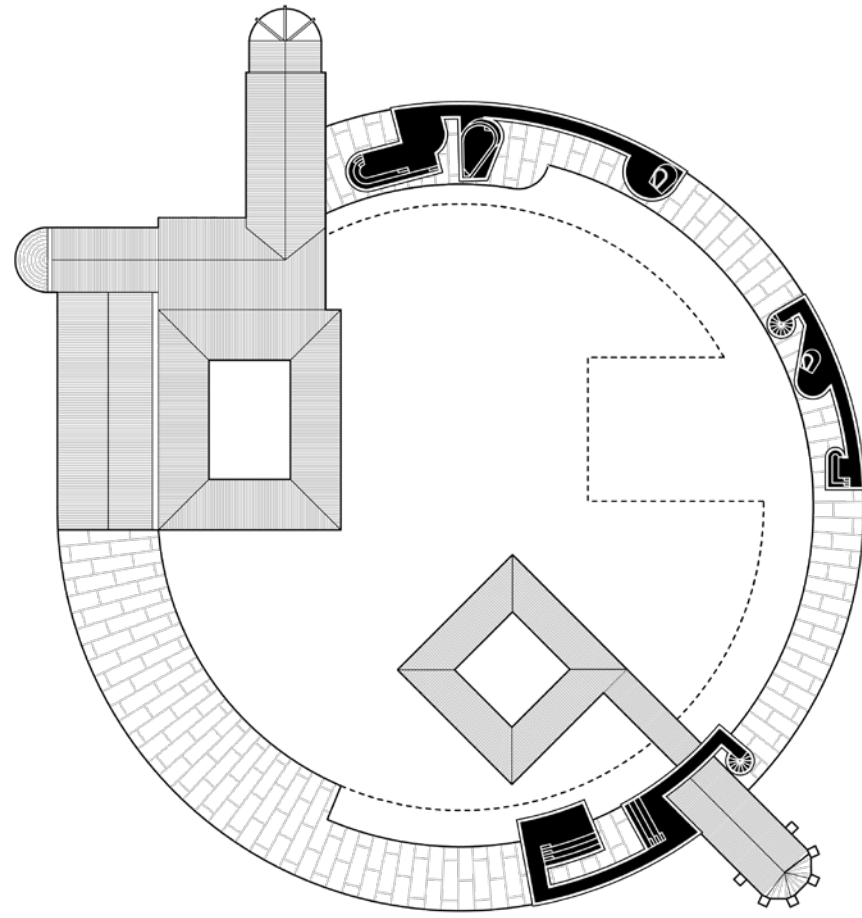
Botanic School/ Auditorium Axon

The architects who designed the Met Cloister used a trick with materiality to blend the original fragments with new construction, creating a seamless sense of homogeneity throughout the museum. This is exemplified by the Cuxa cloister, here is a unfolding drawing show the original fragments, but it is almost impossible to differentiate between the original fragments and new constructions in reality.

When I examine the history of medieval cloisters, I discover a strong affinity between the local community and these religious institutions, which provided both practical services and spiritual support to the secular world. However, this tight affinity between the local community and the Met Cloister has disintegrated in modern times. The museum now primarily functions as a showroom that exhibits fragile fragments from Europe, further distancing the institution from its local communities.



## CLOISTER RENOVATION, ADV VI



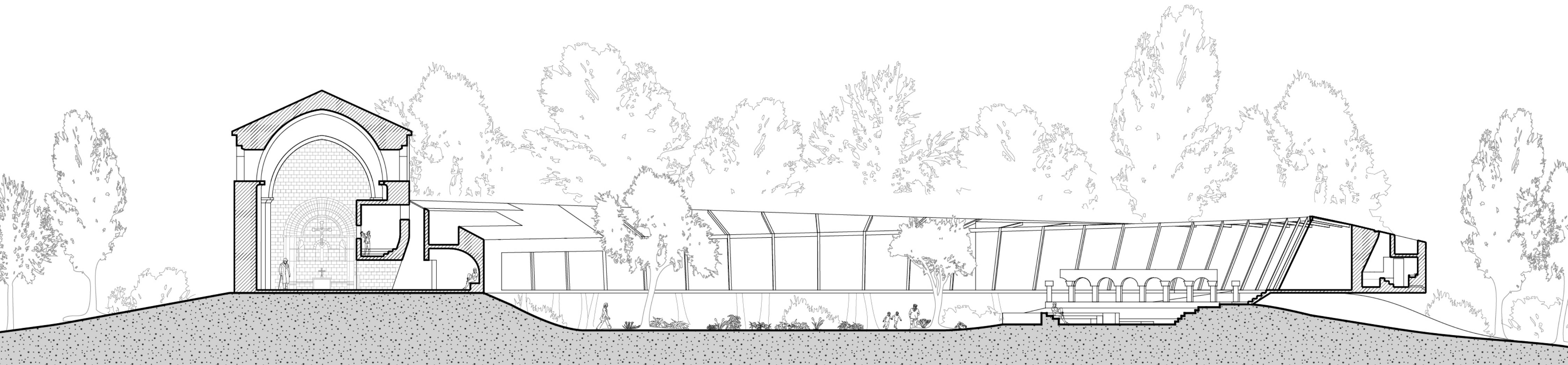
The roof system served as collective balconies with multi-functions could be accessed by artisan residency and botanic school.

Building on the problems identified in my research, I propose a series of contemporary programs to address the issues raised earlier. The Patio, for instance, serves as a multifunctional plaza, while the Beacon is a history and art archive tower open to the public. The Poche offers a group of continuing study spaces, the Bubble is a restaurant with charity services, and the Nest is a housing space for resident artists.

In addition, I propose minimizing the ratio of exhibition space to allow artists and the community to become the dominant characters

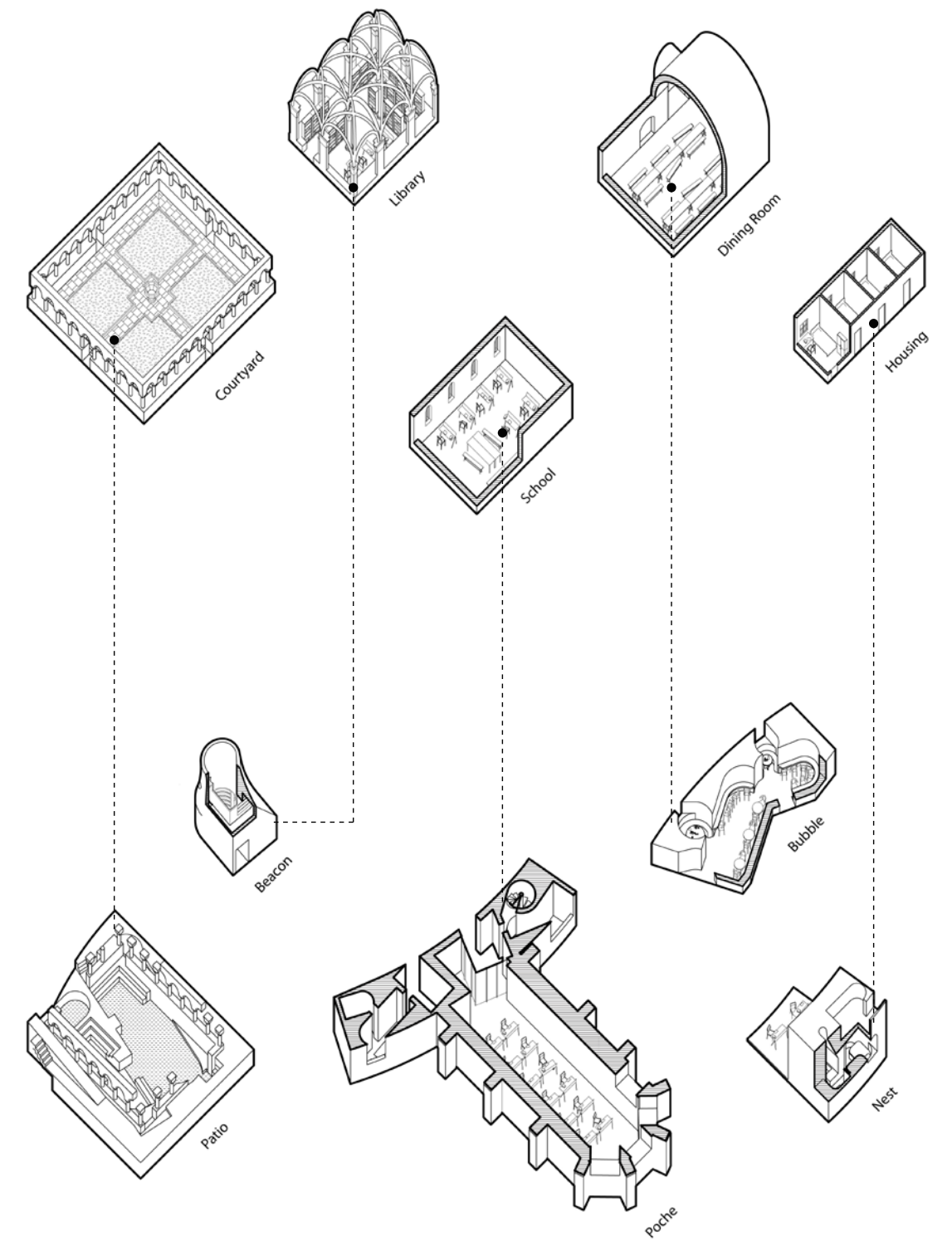
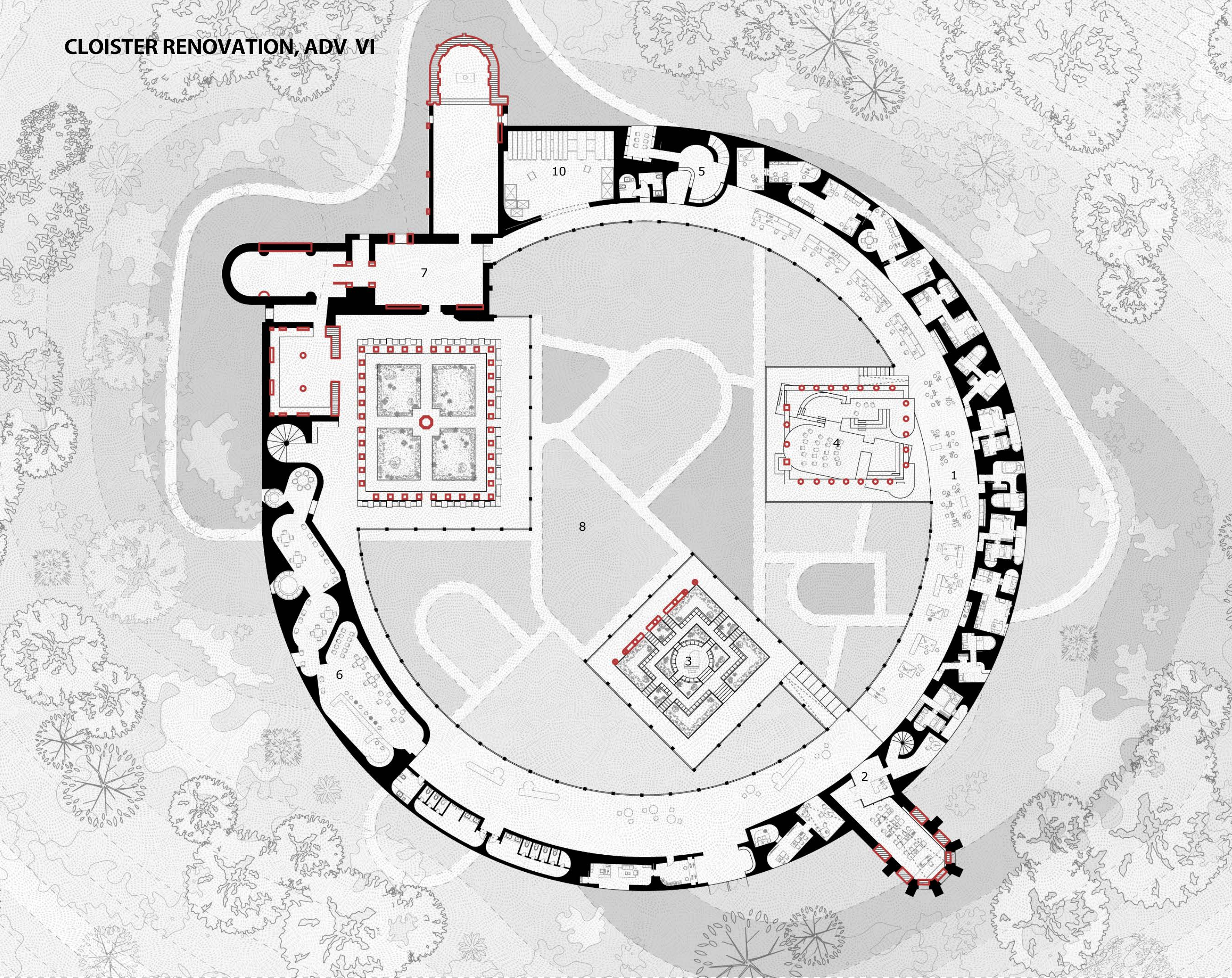
of the contemporary Met Cloister. This approach not only reflects the museum's diversity, but also challenges the inherent authority of the museum and positions it as a valuable resource for the surrounding community. The design strategy aims to reintroduce the met cloister, not only conceptually, but also spatially.

The design preserves part of the original met cloister while incorporating an infinite circle to connect programs. The building floats above the ground, creating an abstract gesture contrasting with the context. The cantilever entrance serves as a grand gateway.





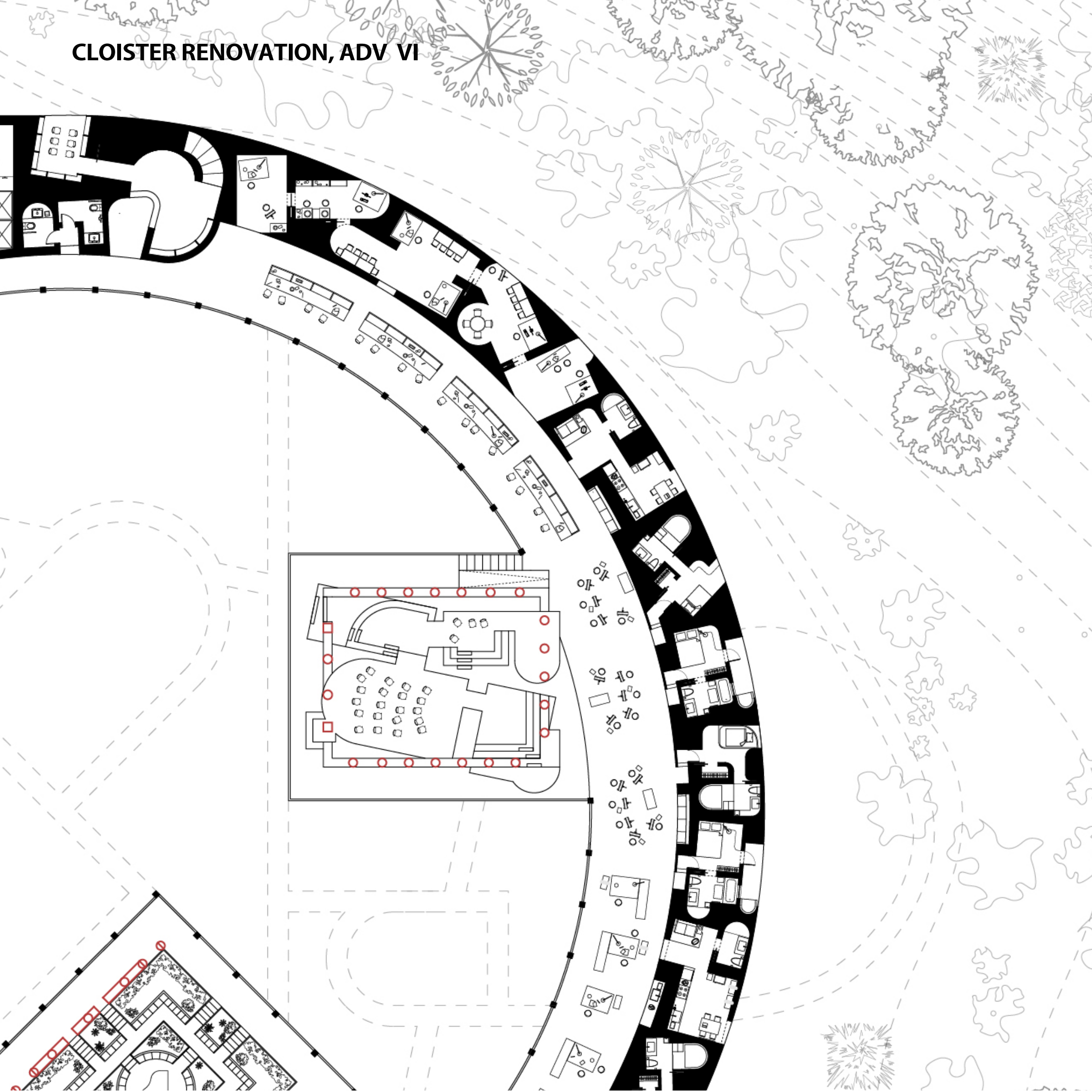
# CLOISTER RENOVATION, ADV VI



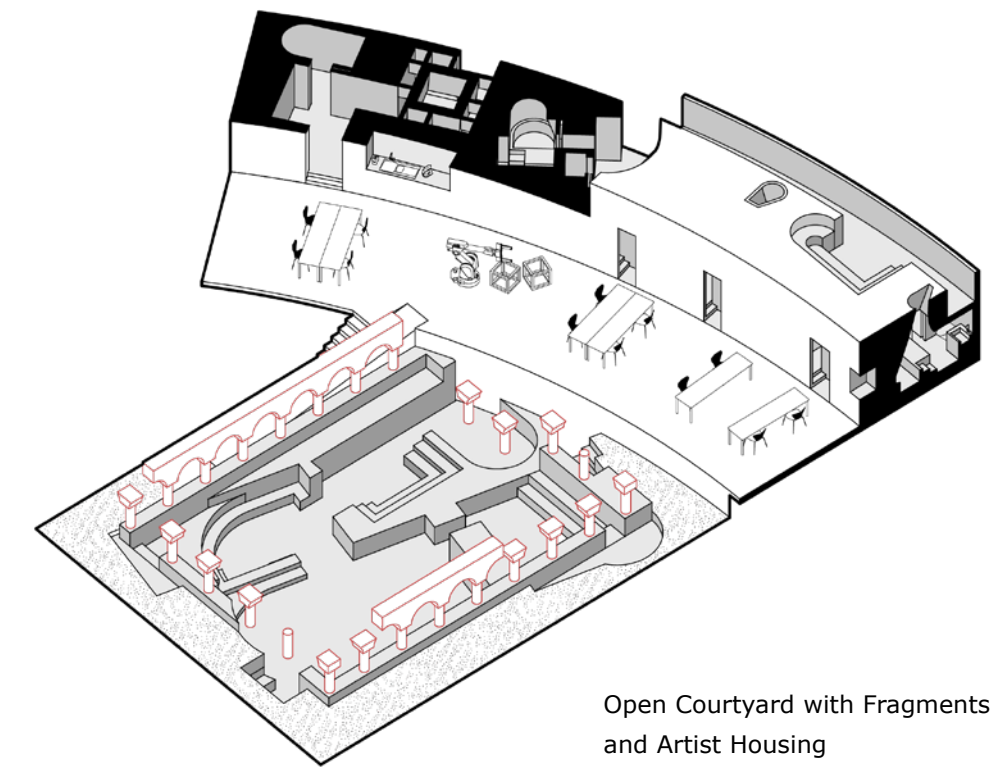
- 1. Artisan Residency (Nest)
- 2. Botanic School (Poche)
- 3. Concert Hall
- 4. Open Courtyard (Patio)
- 5. Art Archive (Beacon)
- 6. Restuarant (Bubble)
- 7. Exhibition Room
- 8. Gardening Zone
- 9. Entrance
- 10. Storage



# CLOISTER RENOVATION, ADV VI



David Gareja Orthodox Monastery, Veronika Spierenburg



Open Courtyard with Fragments and Artist Housing

An artist-in-residence is the new met cloister recruits artisan, provide housing, workshop, various resources for half year, so those artisans will create art pieces and get inspiration in this unique site.

When done right, everyone can benefit from an artist residency: the museum gains new knowledge, ideas, products, and audiences, the artist-in-residence gets special access to the museum's collections, spaces, and expertise to inform their own work. Artist-in-residence reinterpretate the life of contemporary monks who are on the pilgrim toward the route of art.



## CLOISTER RENOVATION, ADV VI



Artist Housing

An artist-in-residence is the new met cloister recruits artisan, provide housing, workshop, various resources for half year, so those artisans will create art pieces and get inspiration in this unique site.

When done right, everyone can benefit from an artist residency: the museum gains new knowledge, ideas, products, and audiences, the artist-in-residence gets special access to the museum's collections, spaces, and expertise to inform their own work



The design strategy aims to reintroduce the met cloister, not only conceptually, but also spatially. To achieve this, The design preserves part of the original met cloister while incorporating an infinite circle to connect programs.

Art Archive





## CLOISTER RENOVATION, ADV VI



Many of the religious fragments that comprise the Met Cloister collection were originally sourced from various monasteries and cloisters constructed along the Camino de Santiago, a sacred pilgrims' route. These fragments were later compiled into what we now recognize as the Met Cloister.



# 2

## MELROSE HOUSING IN THE BRONX

Living Armatures, Living Rooms  
Columbia University


Sept 2020- Dec 2020

CORE 3

Team Work

Advisor: Eric Bounge

Role in Team: Design & Plan & Section &  
Detail & Renders



PHYSICAL MODEL



SITE PLAN

### INTRODUCTION

The Fall 2020 Core 3 architecture studios are focusing on housing in the Melrose neighborhood in the South Bronx, NYC.

The "Living Rooms Housing" project grounds a broad and heterogeneous notion of housing as everything within a constrained architectural focus on the interrelated components of housing: rooms. We mine its potential to produce new forms of domesticity and collectivities in architecture. As a corollary to the room, our project also focuses on the contemporary definition of *poché*.

Through the site investigation, we find that a large area of public space in the Bronx is facing vandalism and inaccessibility, so we generate inner public space by curving out from residential towers. The inner large public space is broken down into smaller communal courtyard spaces with individual personalities. There are some hinge spaces carved out from each residential towers, which are served as public intimate rooms. Therefore, we get an exterior room catalog, rooms for a community event, rooms for a small gathering, and rooms for an intimate conversation.

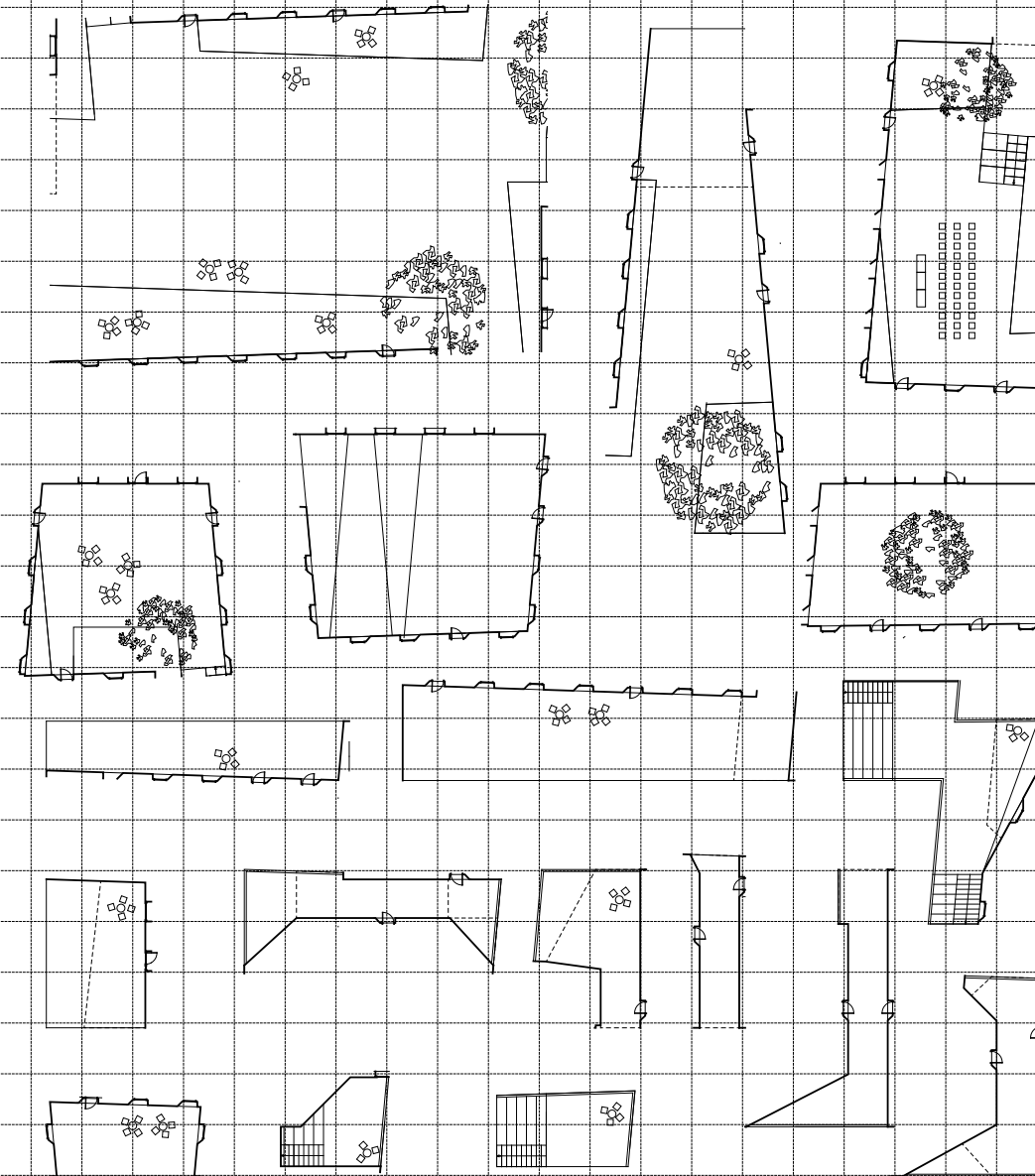


# MELROSE HOUSING IN THE BRONX, ADV V




FIRST FLOOR PLAN

When we carve out void and living space, the two different grids will come out with some smaller gap space between outside and inside. In a conventional context, they usually are regarded as thickness poché, but we try to treat poché as a living gap room instead of a solid wall. We defined them as intimate third space. Not only define rooms from the outside in, we also design them from the inside out. This diagram shows the catalog of those third space abstracted from plans. The depth of those intimate space is all under 10 feet. They could be windows and balconies. We classify those intimate space in a different hierarchy based on the depth of them.



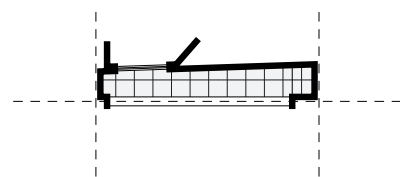


ROOM FOR COMMUNITY EVENT



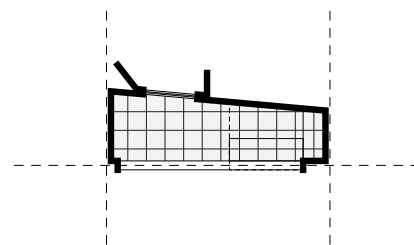
ROOM FOR WINDOW / BALCONY CATALOGUE



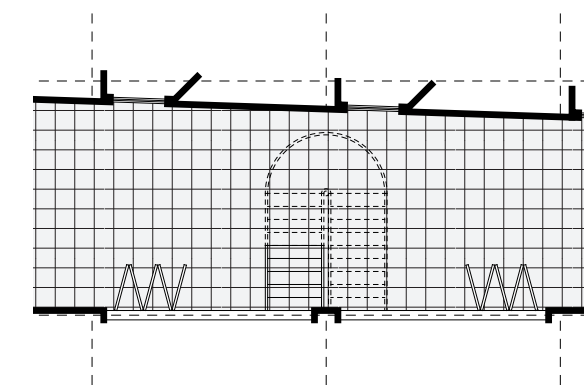
MELROSE HOUSING IN THE BRONX, ADV V



2ft-3ft ALCOVE WINDOW



3ft-5ft ALCOVE WINDOW



5ft-10ft BALCONY



## MELROSE HOUSING IN THE BRONX, ADV V



We have many cantilever hinge space, so we come up with checkboard opening pattern that cooperated with structural design. This diagram shows one portion of the facade. You could see the overlapping structure, post-tension cables hidden inside the prefabricated sheath walls, which offer a column free space. There are two different grids. As for the generic one, the window following this grid and paralleling with the street, would be in large and rectangular opening. As for those windows that follow the diagonal grid, they are in a carve out shape.



MELROSE HOUSING IN THE BRONX, ADV V



STREET VIEW

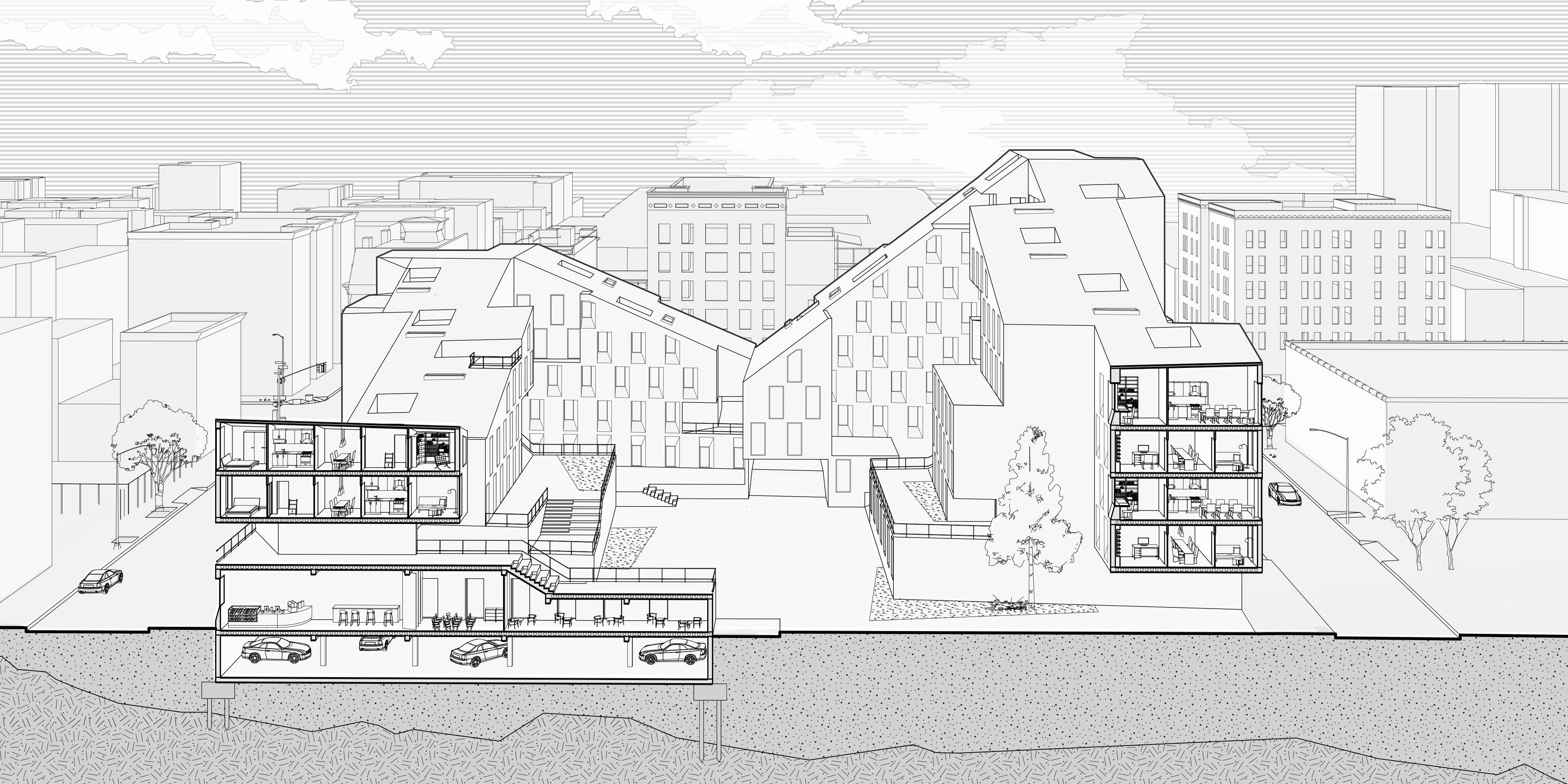


COURTYARD VIEW



STREET VIEW










# 3

## The RAMAPOUGH CULTURE MUSEUM

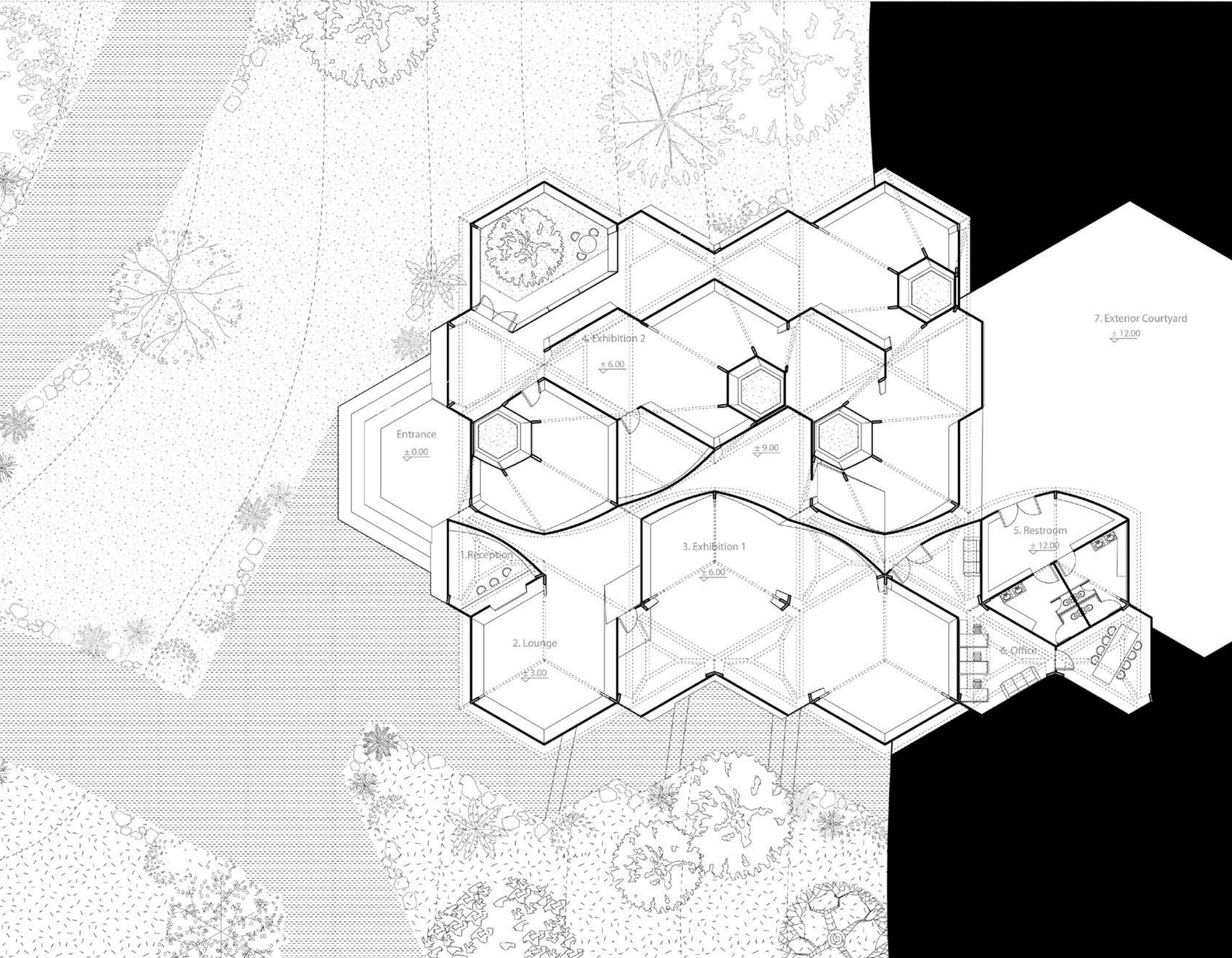
2021 Spring  
ADVANCE V  
Individual Work  
Advisor: Robert Mario



The museum explores the spatial typology based on the Wigwam, the Native American dwellings. I try to transform the phenomenon and features of Wigwam into the project. Neither enclosure and columns in the Wigwam are straight. Also, Native American utilize barks flatten by heavy tones as insulation, and insert barks inside the gap between skeleton. They will also leave a aperture upon the roof for leaking smokes out. Those characters trigger me a lot when I design the museum. Another important clue in the site is the split rock. Those heavy and rustic rocks squeeze the negative and narrow space.

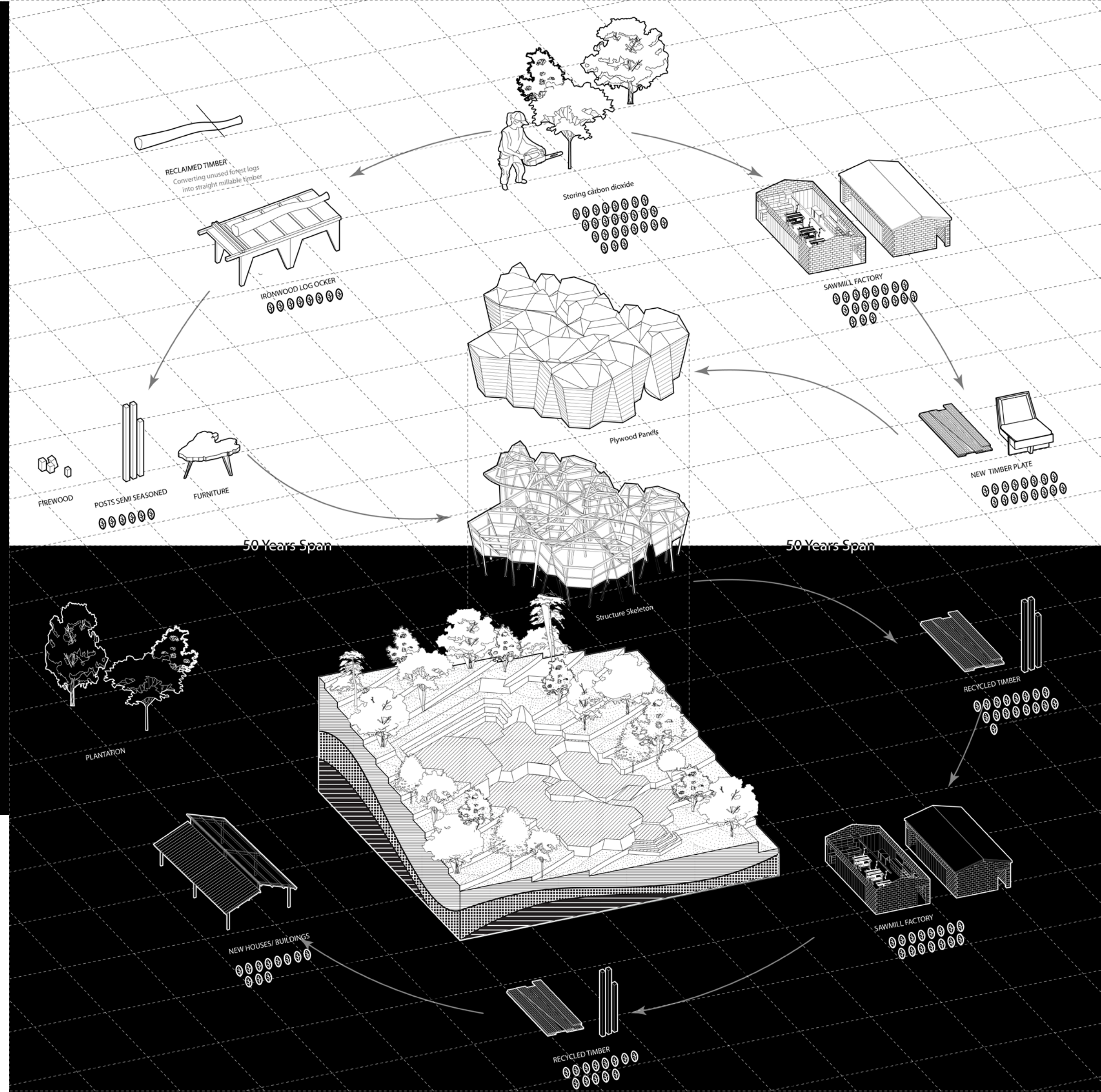







The entrance of museum is extruded by curvy and oblique walls, the experiment is similar to the split rocks. Then visitors will enter a bright and open lounge with the reception. The zigzag corridor will introduce people to two different exhibition hall. The structure of one faced to the east is exposed, curator could take advantage of the flexible space, like setting exhibition walls between each columns. Thinking about the rainwater, the inverted cone roof with gullet could drain rainwater into the mini courtyard inside the module.

There is also a larger courtyard inside the exhibition hall. The whole space was divide by the timber wall into a loop sequence, also with some separate cells for video display and mechanical purpose. The end of the corridor is the restrooms and staff office.







The section cut of exhibition hall with inverted roof aperture shows how the light shape the space, and the distribution of mini courtyard for the drain of rainwater. The roof was constructed and covered by the wood tiles, which is similar to the wigwam. The structure here was hidden and covered by the plywood.

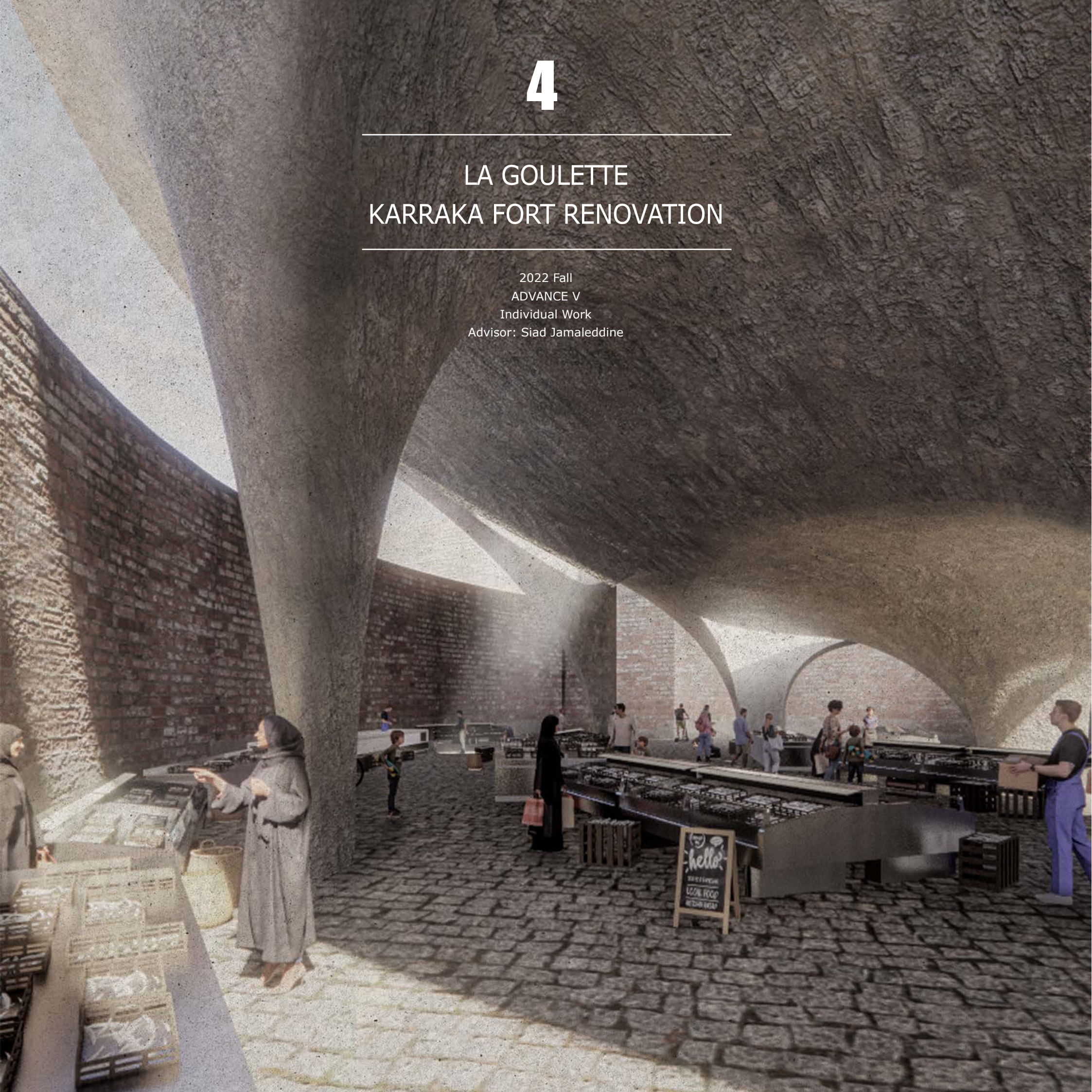


Render of Exhibition rooms



LA GOULETTE  
KARRAKA FORT RENOVATION

2022 Fall  
ADVANCE V  
Individual Work  
Advisor: Siad Jamaledine

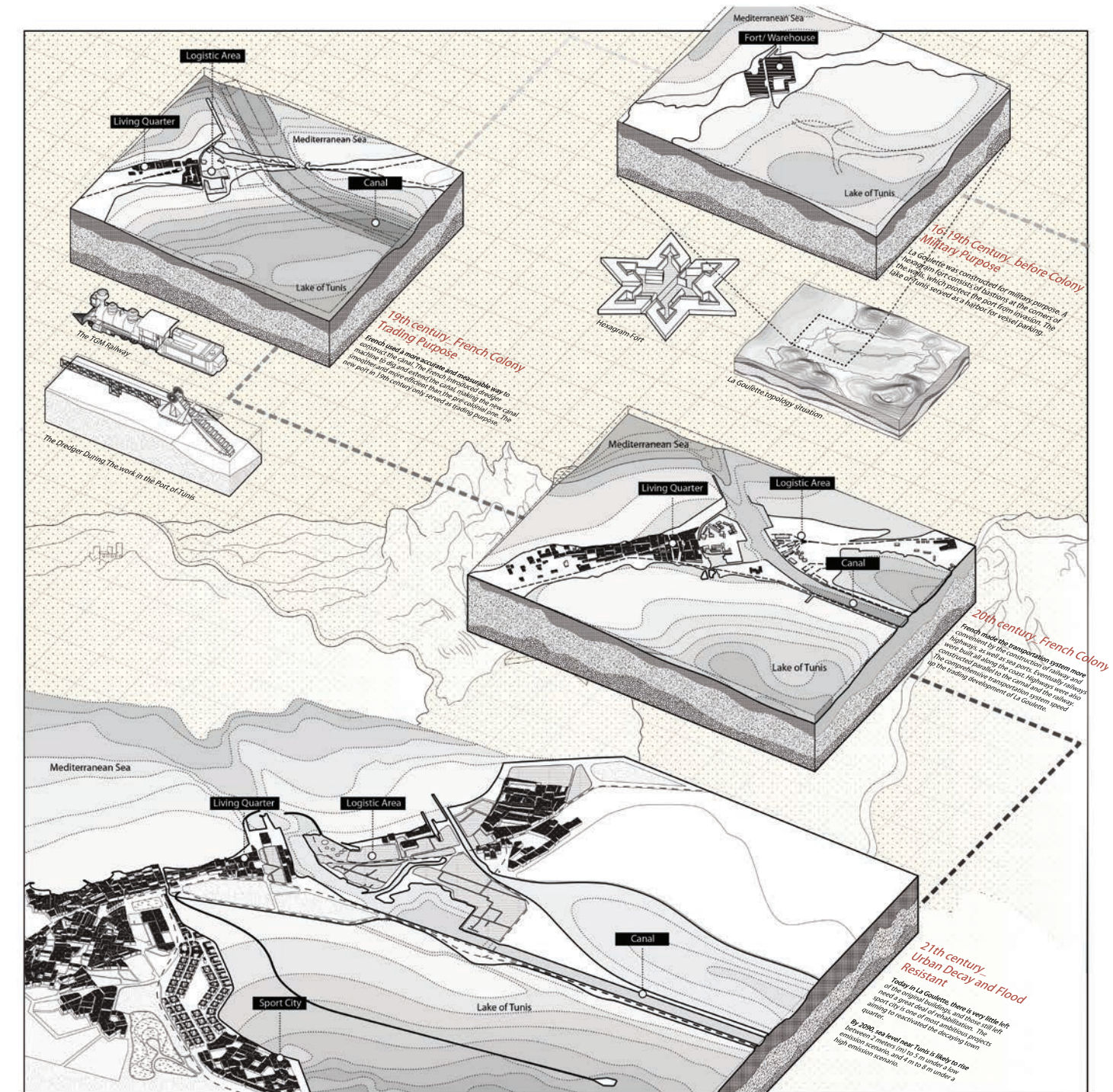


La Goulette is one of the most significant port of Tunisia. La Goulette is located on a sandbar between the Lake of Tūnis and the Mediterranean sea. The project strives for inclusivity of the broader community of La Goulette, also to preserve the joyful fish and multi-religious culture.

In 1536, Charles V established Spanish dominion over the region for about 40 years until the arrival of the Turks. At that time, La Goulette was constructed for military purpose. Now the Military Fort Karbala became a historical icon in La Goulette. People from three different multi-religious will celebrate Modonna of fisherman in the front of the fort.



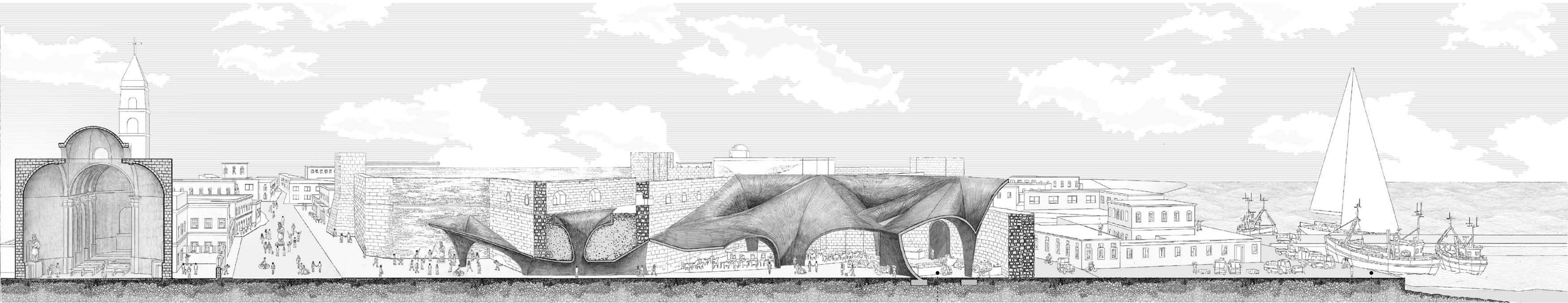
Site Plan



Historical Revolution of La Goulette



# MELROSE HOUSING IN THE BRONX, ADV V



Modonna of fisherman

St. Fidelis Church

Ritual to celebrate assumption of Mary

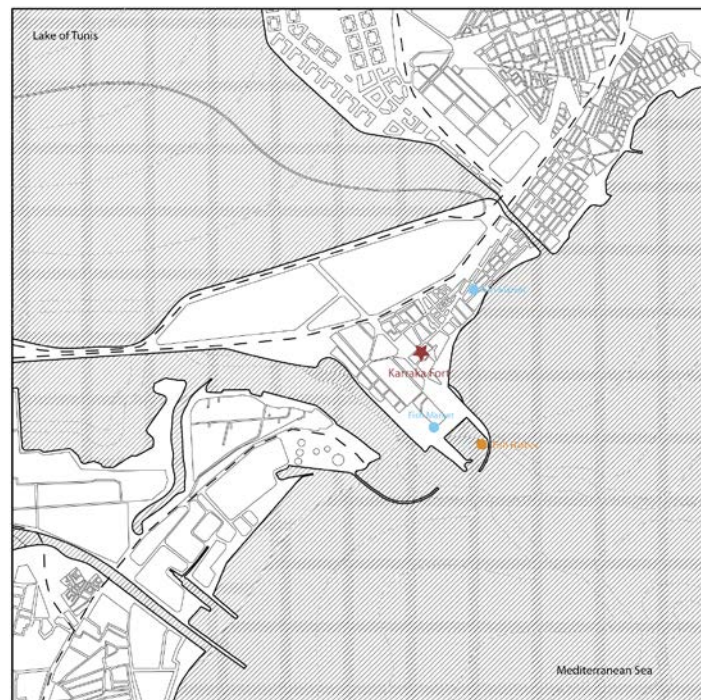
Karbala Fort

Entrance of the fort fishmarket

Restaurant

Fishmarket

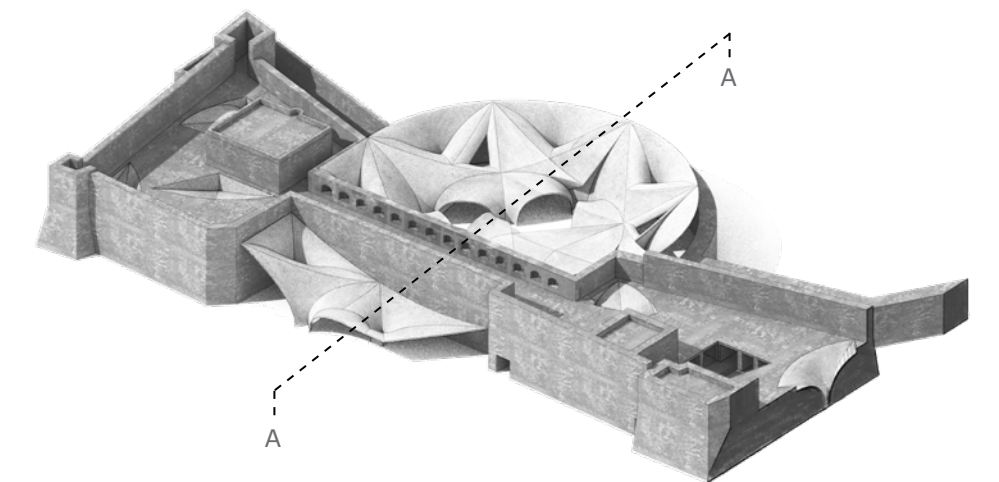
Fish harbor



Section A-A

The property of Waqf is Karraka Fort integrated with a fish market, a restaurant, a soup kitchen, the multi-religious worship space and some public space. The Waqf asset is supported by the La Goulette government financial agency. Moreover, the La Goulette government will operate the fish market.

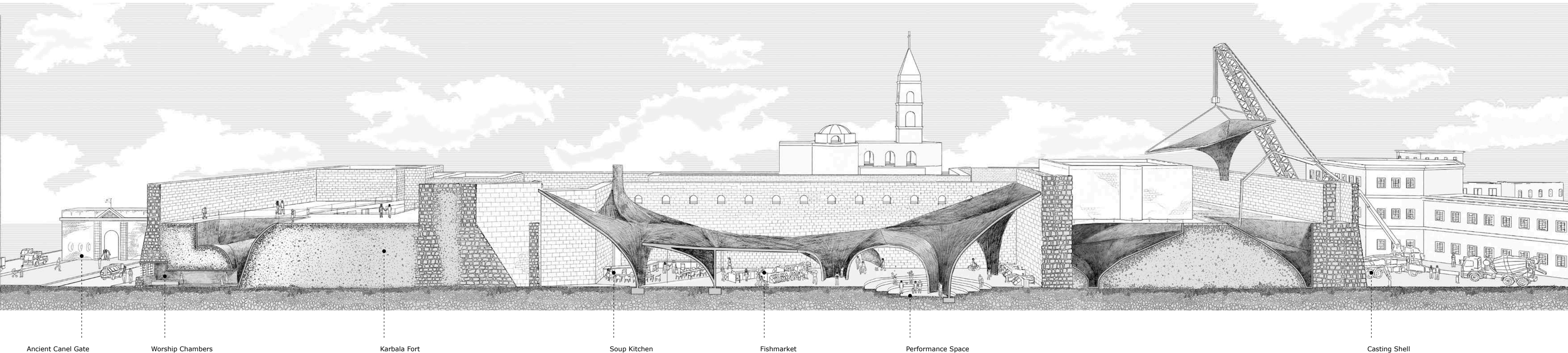
The Waqf assigns the reward to fishermen, adherents from different religious communities, and the neighborhood of La Goulette and tourists. The fish market and public space could be switched into a concert stadium in August 15th to celebrate the assumption of Mary. At the end of the ritual, adherents and visitors could enjoy summer festival and cook local food in the collective kitchen for blessing harvest for next year. Portions of profits earned by the event and fishes remainder would be dominated to the soup kitchen for the poor.



Section A-A



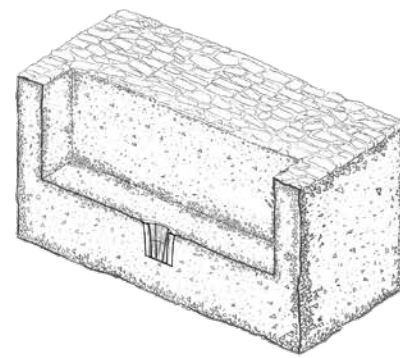
# MELROSE HOUSING IN THE BRONX, ADV V



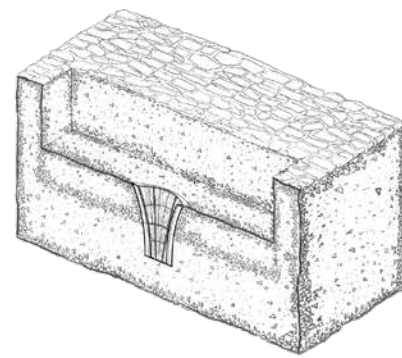
Ancient Canel Gate      Worship Chambers      Karbala Fort      Soup Kitchen      Fishmarket      Performance Space      Casting Shell

The framework used to cast the pavilion could be reused to produce more vault structure in terms of both population and economic growth of La Goulette in the future. Given it's a modular system, duplicated vaults could be placed around the town as urban plug-in furniture.

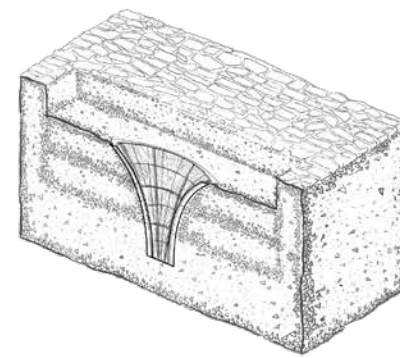
The shell pavilion roots inside the plaza and sprawl out the fort, become a canopy for procession in the day of assumption of mary. As we know, the fort is composed of the huge amount of earth inside, so the fort itself could be switched into a framework for casting concrete shells. The hole dug for casting can be preserved and reconnected with existing chambers inside the fort, becoming a new worship space for adherents from different religions.



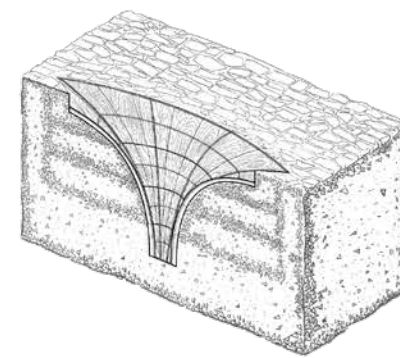
construction process is casting an umbrella layer by layer




The framework outside is the earth from the fort, as for inside, is a negative shape enveloped by a steel skeleton and pinewood panel



By leaving some rebars exposed, workers will use a crane to lift the shell up and ensemble inside the plaza



The post-cast tripe could recast then strengthen the whole structure more and make individual vaults continuous.



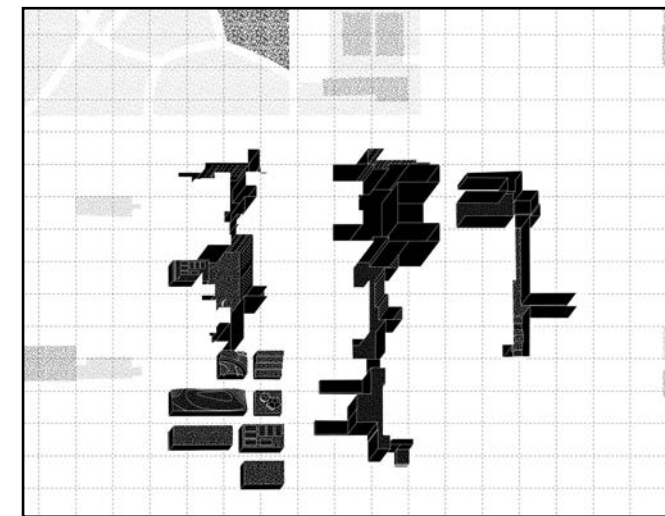
Section B-B



5

PS 64 SCHOOL  
RENOVATION

2020 Spring  
CORE 2  
Individual Work  
Advisor: Emmett Zeifman



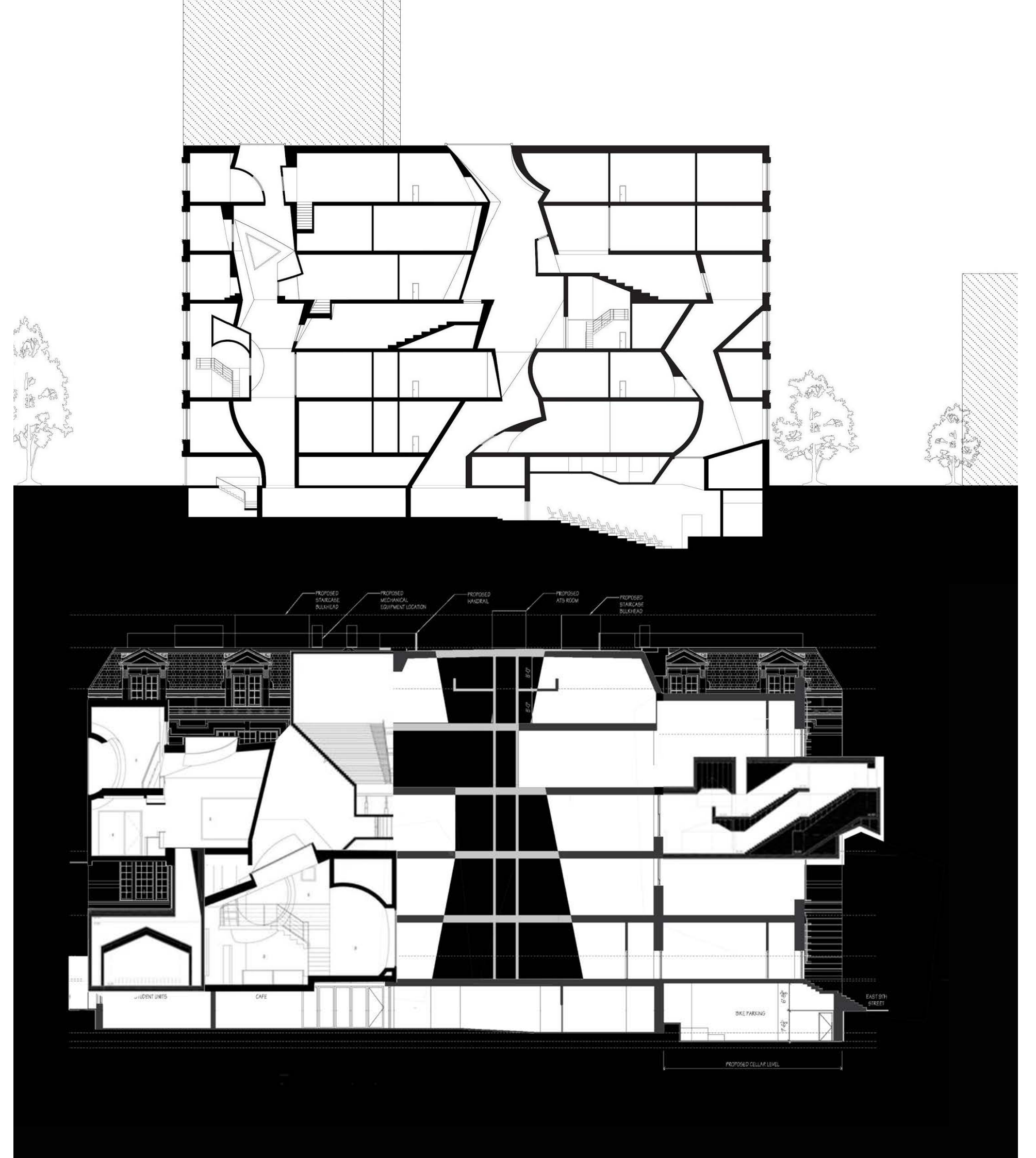
The proposal reserve the original 'H' plan to follow the context of surrounding buildings. Several twisting atriums punch into the old system. The animation of the school's innerspace makes a contrast with the outside. The physical conception model creates an overview of one atrium. The transformation of the thickness of the wall shapes the space. Thin walls divide the space, and thick walls contain chambers. The difference in programs also controls the thickness of the walls



# PS 64 SCHOOL RENOVATION, CORE 2

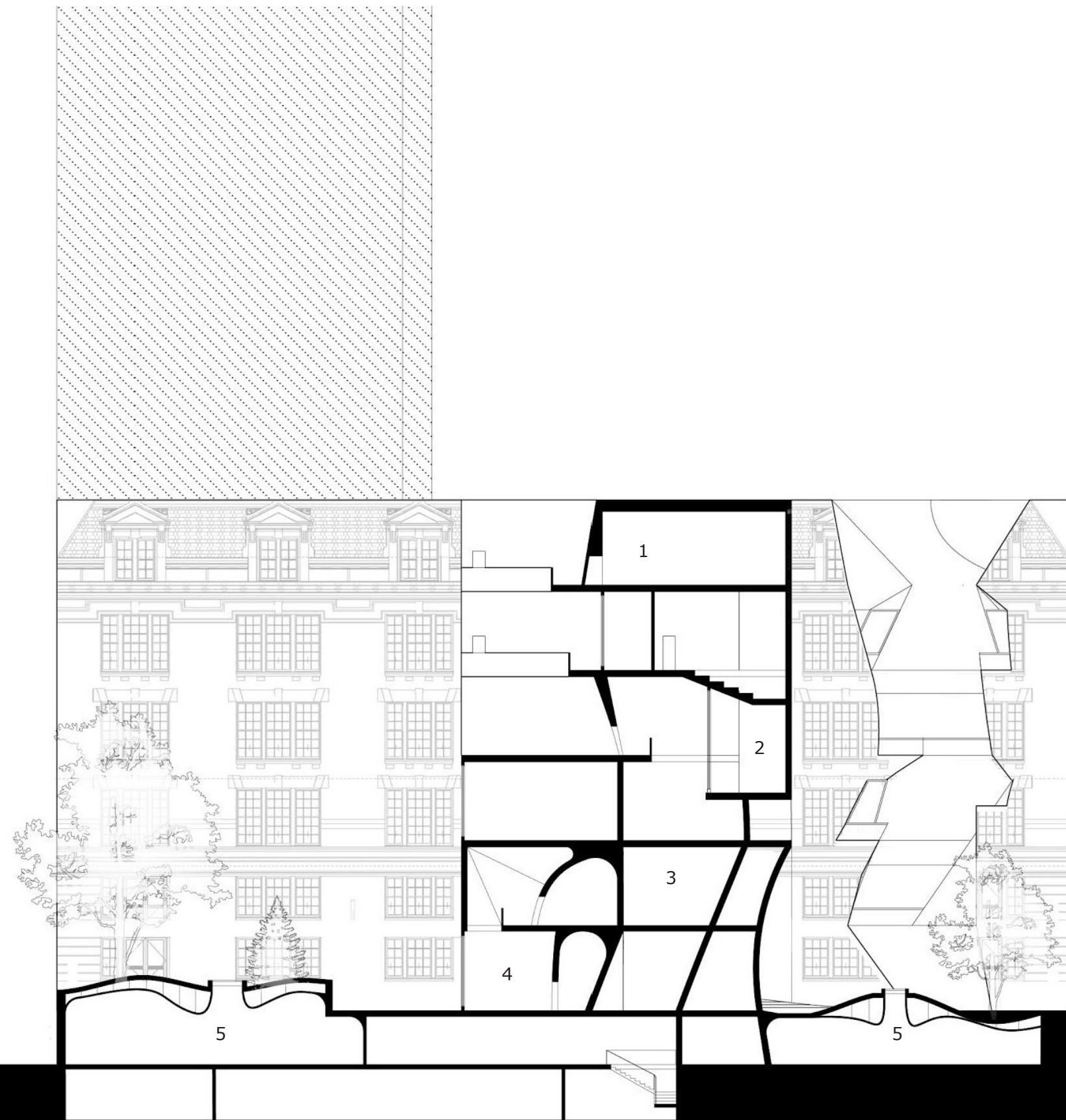


Section collage plays the role of encouraging the creation of dynamic space. Build a spatial coherent between atriums and programs hanged on them. It also shows how dynamic objects interfere with the inner space.






## PS 64 SCHOOL RENOVATION, CORE 2



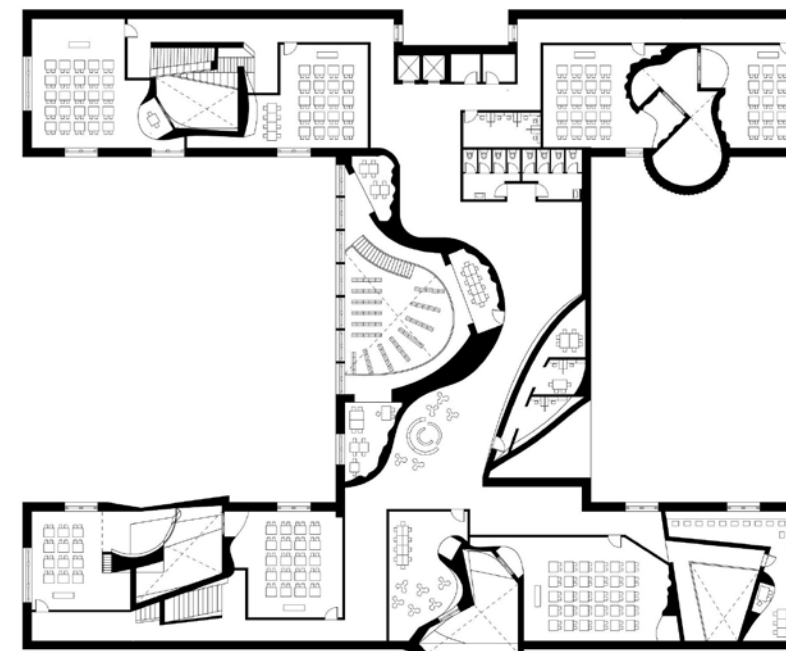
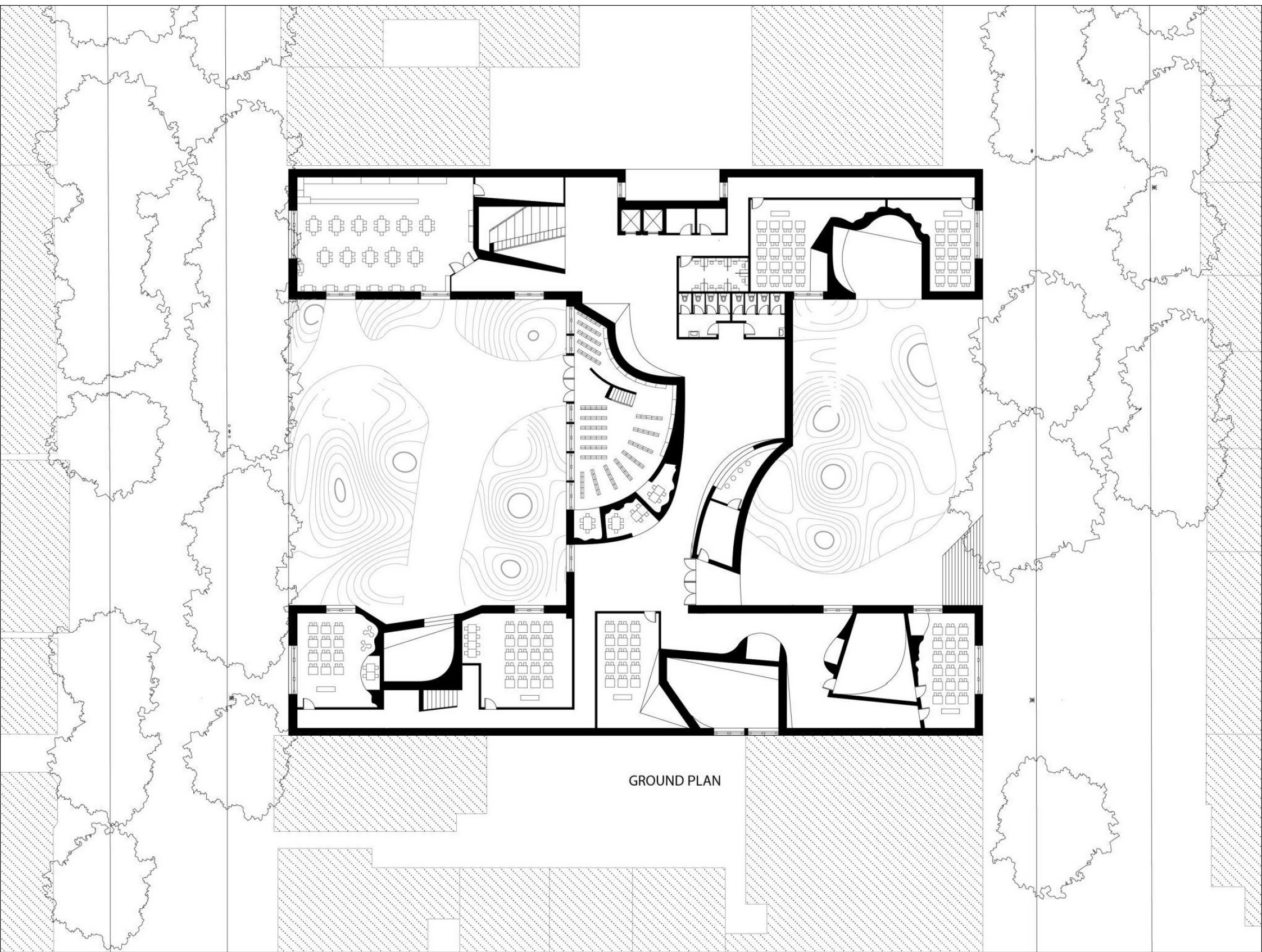
1. K1-4
2. K5-8
3. K 9-12
4. Library
5. Exhibition Space



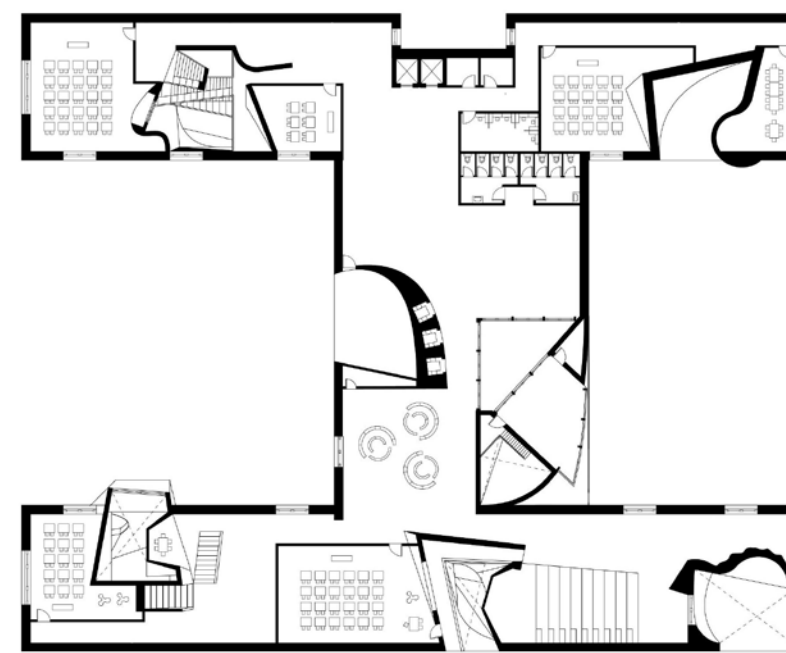
Two entrances through courtyards connect the school with the community. The left courtyard is more like a park. The twisting walls have a similar spacial quality with atriums inside the school. Classrooms are set in two wings of the building. Unconventionally, these classrooms are framed by atriums and existing brick walls. Space has more potation to power pedagogy revolutions. Classrooms could be super long or continuous.



# PS 64 SCHOOL RENOVATION, CORE 2



2F FLOOR PLAN



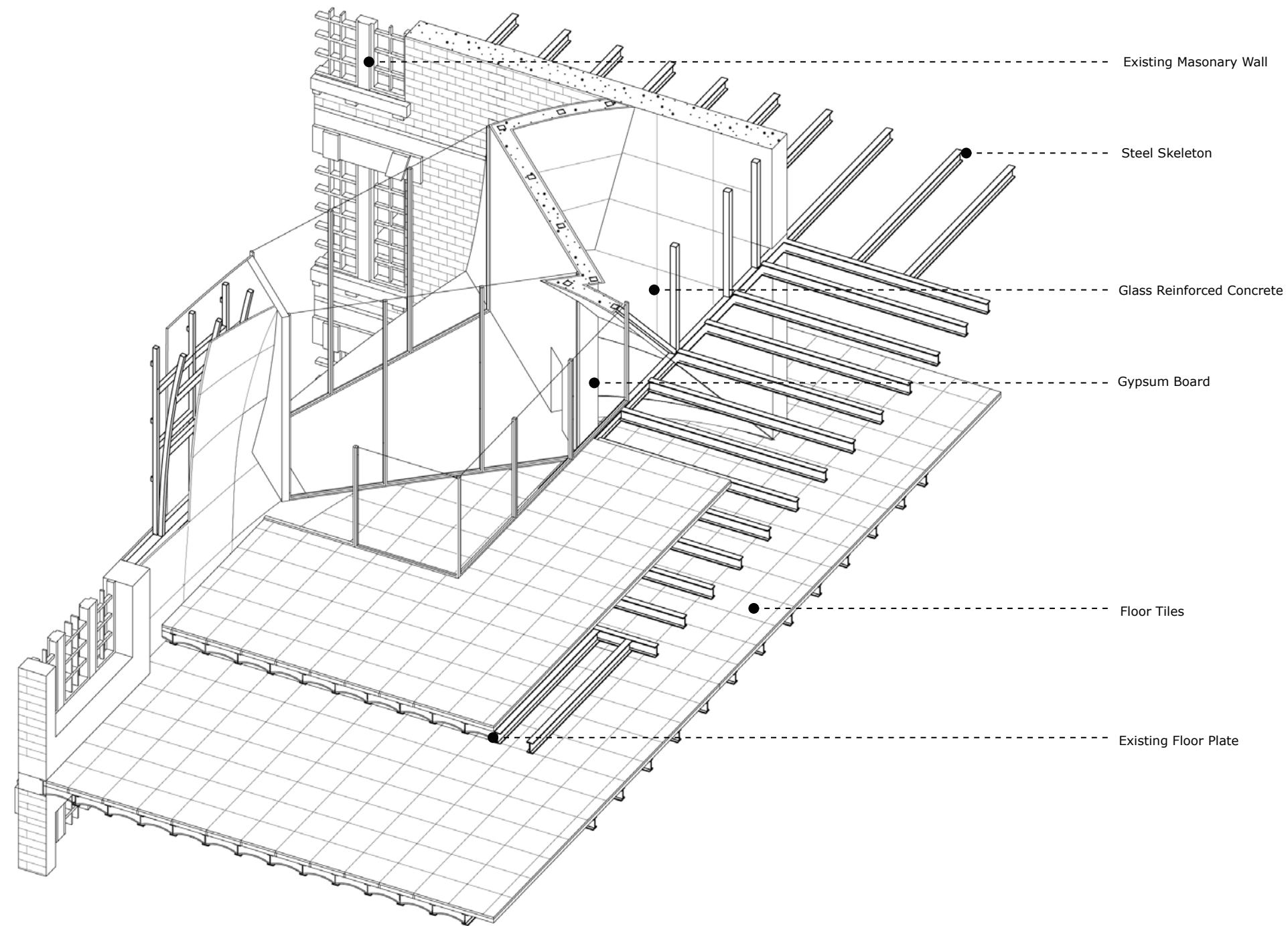
4F FLOOR PLAN

Two entrances through courtyards connect the school with the community. The left courtyard is more like a park. The twisting walls have a similar spacial quality with atriums inside the school. Classrooms are set in two wings of the building.


Unconventionally, these classrooms are framed by atriums and existing brick walls. Space has more potation to power pedagogy revolutions. Classrooms could be super long or continuous.



## PS 64 SCHOOL RENOVATION, CORE 2



The proposal reserve the original 'H' plan to follow the context of surrounding buildings. Several twisting atriums punch into the old system. The animation of the school's innerspace makes a contrast with the outside. The physical conception model creates an overview of one atrium. The transformation of the thickness of the wall shapes the space.

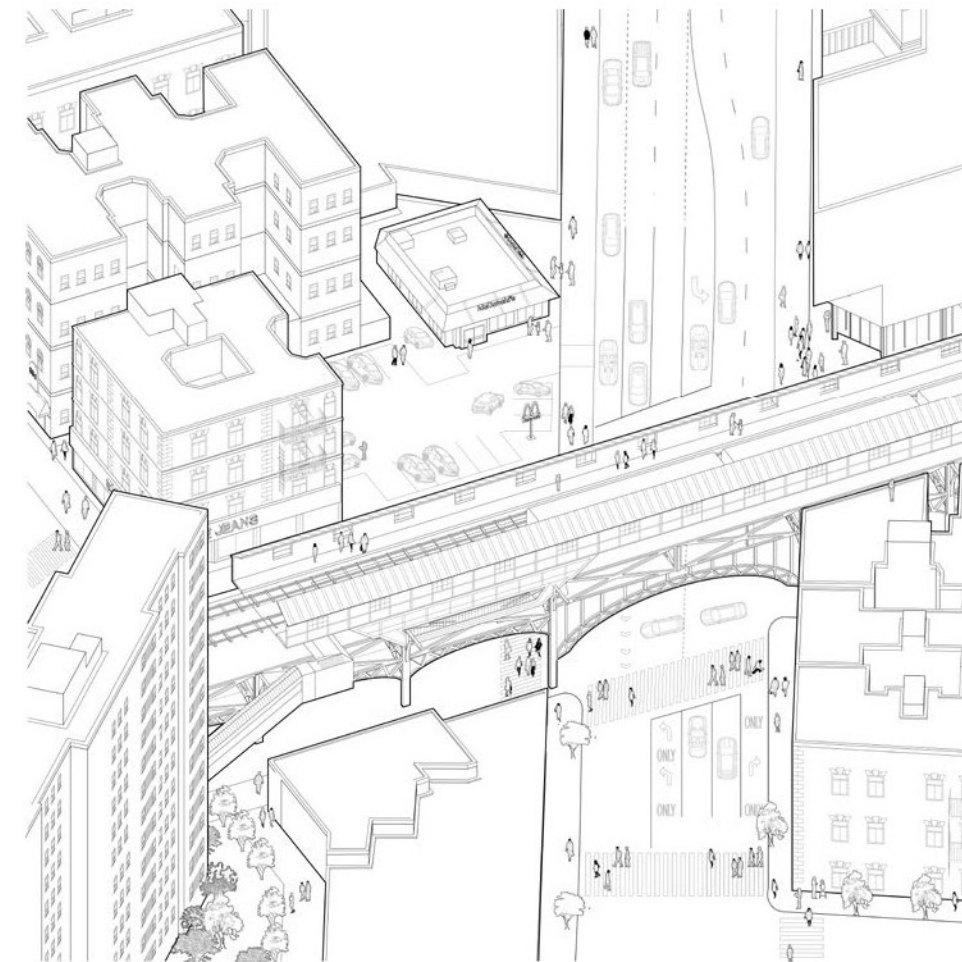





# 6

## Urban Plug-in

2019 Fall  
Core 1  
Individual Work  
Supervisor: Alessandro Orsini



site analysis

### INTRODUCTION

The main category of residential building in 120-150th street is cooperative houses building 100 years ago, and most of them are already into disrepair. The main issues are security problem and loss of indoor public space compared with modern luxury buildings. I redefine those unoccupied interstitial space and transform them into collective public space including functions like a gym, reading space and gathering space. In the 1 to 1 physical model, I chose the core wall facade system to realize. The facade system is consisted with concrete panel including nine pieces of concrete transparent bricks.





### CIRCULATION DESIGN

At the same time, the project also tries to architecturally embrace further the dichotomy inside-outside. It clarifies the different level of privacy and defines two intertwined circulations that allow the public to access the programmatic elements without disturbing residential living there. The privacy level changes vertically. Two scissor stairs merge on the roof top finally.








Central Sports Park



concrete brick 1:1 model



exo facade joint

1:1 PHYSICAL MODEL

In the 1 to 1 physical model, I chose the core wall facade system to realize. The facade system is consisted with concrete panel including nine pieces of concrete transparent bricks.





1:30 WINDOW SYSTEM MODEL

Show how window system interfere with the existing interior space



window system physical model